

# LIGHTING COMPONENTS GUIDE

Satco is pleased to present the latest edition of our Lighting Components Catalog. Many new parts and accessories have been added, and each section is color-coded and arranged to make finding the right product easy.

## Brilliance

Satco is committed to providing unsurpassed quality, service and product assortment. These efforts, along with our strategic locations, make Satco the preferred choice in lighting component products and light sources.

### Six convenient locations



**WASHINGTON**  
4710 116th St. S.W.  
Mukilteo, Washington 98275  
800-437-2826  
(425) 789-3300 FAX: (425) 789-3310

**NEW YORK CORPORATE OFFICES**  
110 Heartland Blvd.  
Brentwood, N.Y. 11717  
800-437-2826  
(631) 243-2022 FAX: (631) 243-2027

**CALIFORNIA**  
31288 San Benito St.  
Hayward, California 94544  
800-437-2826  
(510) 487-4822 FAX: (510) 487-8955

**TEXAS**  
2000 Valwood Parkway  
Farmers Branch, Texas 75234  
800-437-2826  
(972) 247-2437 FAX: (972) 247-5408

**FLORIDA**  
900 N.W. 159th Drive  
Miami, Florida 33169  
800-437-2826  
(305) 624-2044 FAX: (305) 623-0286

**PUERTO RICO**  
Bldg 3, Compeche St. 23  
Julio N. Matos Industrial Park  
Carolina, PR 00984  
800-437-2826  
(787) 757-3510 Fax: (787) 757-3540

# At Satco, our business isn't about us. It's about you and your business.

Satco and our Nuvo®, Hygrade™ and KolourOne™ brands have grown to be industry leaders by offering you the widest selection of lamps, fixtures and lighting components.

#### The most innovative technology.

The highest standards of quality and efficiency. And a reputation for service earned one customer at a time for almost 50 years.

#### Satco. Setting the standards.

With a vast catalog of products built to the highest quality standards, massive inventories, a highly automated nationwide distribution network, and a growing investment in research and development, few lighting manufacturers can match Satco's depth of industry experience.

#### The widest selection.

Satco keeps homes across North America lit through the thousands of retail outlets we supply with replacements lamps and consumer lighting accessories.

The residential and commercial building trades rely on Satco's comprehensive line of fixtures, track and outdoor lighting and lamps, which are widely available through electrical distributors across the country.

Lighting fixture manufacturers turn to Satco Logistics for on-time shipping of thousands of component parts in orders of any size, including lamps, ballasts, sockets, switches, cords, canopies and glassware of every description.



As an ongoing effort on behalf of Satco Products, Inc. to remain dedicated to the improvement of our products, we reserve the right to change specifications. The information contained in this catalog is subject to change without notice. We cannot be responsible for typographical errors.

## Sockets & Lampholders

- Medium base aluminum
- Medium base 3 & 4 piece stamped solid brass
- Medium base interiors, shells & accessories
- Assorted socket clusters
- Medium base 4 piece stamped solid brass pre-wired sockets
- Medium base phenolic
- Medium base (paper liner)
- Medium base porcelain
- Medium base porcelain - 4KV
- Medium base porcelain - 4KV - 6KV
- Specialty porcelain & lamps
- Bayonet & linear sockets
- Sign receptacles
- Fluorescent lamps, sockets & ballasts
- Electronic socket ballasts & socket caps
- Compact fluorescent lamps
- Fluorescent receptacles & fixtures
- LED lamps, specialty fixtures & lamps

## Wire, Cords & Accessories

- Bulk wire
- Cord sets
- Extension cords
- Power supply cords & accessories
- Surge suppressors
- Wire covers
- Electrical tape & terminals
- Lighting accessories & wire connectors
- Bushings
- Flood lights
- Ampacity charts, power supply cord terminology

## Hardware & Lamp Parts

- Harps & accessories
- Knobs & finials
- Reel & bulk chain
- Steel & brass nipples
- Cross bars & lamp parts
- Locknuts & washers
- Check rings
- Washers & steel pipe
- Fixture & screw collar loops
- Hardware, caps, screw & bushings
- Brass couplings & balls
- Brass necks & spindles
- Brass swivels
- Armbacks & elbows
- Swag hook kits & drop ceiling/track accessories
- Spacers & candle cups
- Steel necks
- Candle covers
- Bead chain & accessories, pulls & tassels
- Crystal & lighting accessories










## Canopies & Glass Holders

- Canopy parts & kits
- Canopies & extensions
- Vintage canopy kits & stamped brass sockets
- Canopy, fan & blank up kits
- Wired fixture holders, wired ceiling pans
- Bent glass holders & glass holders
- Cast brass canopies
- Heavy 2-step steel canopies
- Wall sconces
- U-Channel glass holders
- Glass holders & fixture bodies

## Glassware & Shades

- Globe, schoolhouse, drum & mushroom glass
- Screw fitter & cased glass
- Lexan & poly
- Hall, porch, I.E.S. fixture & specialty glass
- Bend glass (round square & u-channel)
- Clip-on shades

# Contents

|  |              |
|--|--------------|
| <b>About Satco</b>   | <b>2 - 3</b> |
|  Sockets & Lampholders      | 6-96         |
|  Ballasts                   | 97-104       |
|  Switches & Accessories     | 105 - 122    |
|  Wires, Cords & Accessories | 123 - 152    |
|  Hardware & Lamp Parts      | 153 - 194    |
|  Canopies & Glassholders    | 195 - 214    |
|  Glassware & Shades         | 215 - 228    |
|  Charts                     | 229 - 231    |
|  Index                      | 232 - 242    |

## Ballasts

- Fluorescent Ballasts & HID Ballasts

## Switches & Accessories

- Switches (rotary, push, pull chain, toggle)
- Dimmer controls & switches
- Attachment plugs
- Line cord switches
- Rocker switches
- Photoelectric & touch switches
- Socket extenders, reducers & adapters
- Outlets (plug-in & add-on)



|   |       |
|---|-------|
| Medium base aluminum .....                              | 6-14  |
| Medium base 3 & 4 piece stamped solid brass .....       | 15-23 |
| Medium base interiors, shells and accessories .....     | 24-25 |
| Assorted socket clusters .....                          | 26-29 |
| Medium base 4 piece stamped solid brass pre-wired ..... | 30-35 |
| Medium base phenolic .....                              | 36-40 |
| Medium base (paper liner) .....                         | 41    |

## Sockets & Lampholders

|  |       |
|--|-------|
| Medium base porcelain .....                    | 42-51 |
| Medium base porcelain - 4KV .....              | 52-55 |
| Medium base porcelain - 4KV - 6KV .....        | 56-57 |
| Specialty porcelain & lamps .....              | 58-59 |
| Medium base receptacles & bulb cages .....     | 60-61 |
| Medium base phenolic sockets .....             | 62-63 |
| Medium base phenolic socket clusters .....     | 64-67 |
| Candelabra base phenolic .....                 | 68-71 |
| Candelabra & intermediate base sockets .....   | 72    |
| Specialty porcelain/halogen .....              | 73-75 |
| Bayonet & linear sockets .....                 | 76    |
| Sign receptacles .....                         | 77    |
| Fluorescent lamps, sockets & ballasts .....    | 78-85 |
| Electronic socket ballasts & socket caps ..... | 86-89 |
| Compact fluorescent lamps .....                | 90-91 |
| Fluorescent receptacles & fixtures .....       | 92-95 |
| LED lamps, specialty fixtures & lamps .....    | 96    |



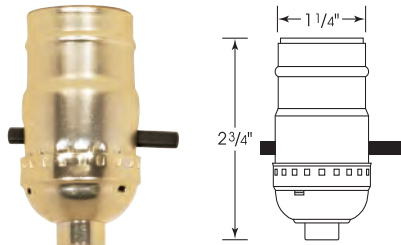
# SOCKETS & LAMPHOLDERS

## Medium Base Lampholders

Aluminum—Screw Terminals / Push-In Terminals



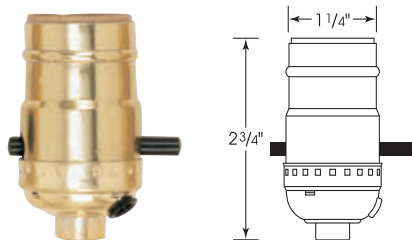
### On-Off Push Thru Socket



**80-1000**  
660W-250V

| Cat No. | Finish     | Terminal | Cap     | Set Screw | Uno-Thread | Master |
|---------|------------|----------|---------|-----------|------------|--------|
| 80-1000 | Brite Gilt | Screw    | 1/8 IPS | Less      | No         | 500    |
| 90-410  | Brite Gilt | Screw    | 1/8 IPS | Less      | No         | 250    |
| 80-1001 | Nickel     | Screw    | 1/8 IPS | Less      | No         | 500    |
| 80-1527 | Nickel     | Screw    | 1/8 IPS | With      | No         | 250    |
| 80-1529 | Brite Gilt | Screw    | 1/8 IPS | With      | No         | 250    |
| 90-1408 | Brite Gilt | Screw    | 1/8 IPS | With      | Yes        | 200/10 |
| 80-1348 | Brite Gilt | Push-In  | 1/8 IPS | Less      | No         | 500    |

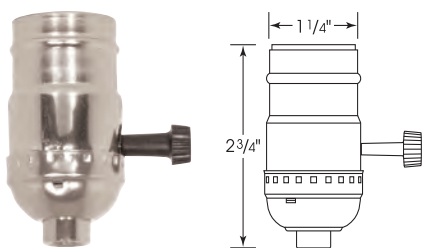
### On-Off Push Thru Socket w/Side Outlet - For SPT-2



**90-418**  
660W-250V

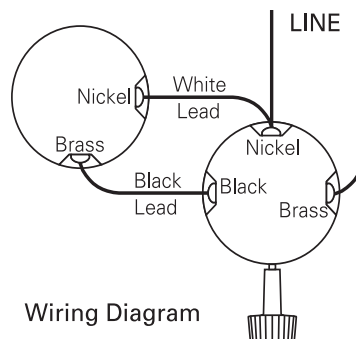
| Cat No. | Finish                | Terminal             | Cap     | Set Screw | Uno-Thread | Master |
|---------|-----------------------|----------------------|---------|-----------|------------|--------|
| 90-418  | Brite Gilt            | Screw w/Sideout Hole | 1/8 IPS | Less      | No         | 250    |
| 80-1754 | Nickel                | Screw w/Sideout Hole | 1/8 IPS | With      | No         | 250    |
| 80-2137 | Brite Gilt            | Screw w/Sideout Hole | 1/8 IPS | With      | No         | 250    |
| 80-2437 | Regular Antique Brass | Screw w/Sideout Hole | 1/8 IPS | With      | No         | 250    |
| 80-2438 | Dark Antique Brass    | Screw w/Sideout Hole | 1/8 IPS | With      | No         | 250    |

### 3 Terminal (2 Circuit) Turn Knob Socket w/Removable Knobs



**80-1009**  
250W-250V

| Cat No. | Finish     | Terminal | Cap     | Set Screw | Uno-Thread | Master |
|---------|------------|----------|---------|-----------|------------|--------|
| 80-1008 | Brite Gilt | Screw    | 1/8 IPS | Less      | No         | 500    |
| 90-421  | Brite Gilt | Screw    | 1/8 IPS | Less      | No         | 250    |
| 80-1009 | Nickel     | Screw    | 1/8 IPS | Less      | No         | 500    |
| 80-1501 | Brite Gilt | Screw    | 1/4 IPS | Less      | No         | 250    |
| 80-2138 | Nickel     | Screw    | 1/4 IPS | Less      | No         | 250    |
| 80-2392 | Brite Gilt | Screw    | 1/8 IPS | With      | No         | 250    |
| 80-2393 | Nickel     | Screw    | 1/8 IPS | With      | No         | 250    |






# Medium Base Lampholders

## Aluminum – Screw Terminals / Push-In Terminals

SOCKETS & LAMP HOLDERS


### 3 Way (2 Circuit) Turn Knob Socket w/Removable Knob

| Cat No. | Finish                | Terminal | Cap     | Set Screw | Uno-Thread | Master |
|---------|-----------------------|----------|---------|-----------|------------|--------|
| 80-1002 | Brite Gilt            | Screw    | 1/8 IPS | Less      | No         | 500    |
| 90-412  | Brite Gilt            | Screw    | 1/8 IPS | Less      | No         | 250    |
| 80-1003 | Nickel                | Screw    | 1/8 IPS | Less      | No         | 500    |
| 80-1004 | Brite Gilt            | Screw    | 1/4 IPS | Less      | No         | 500    |
| 80-1005 | Nickel                | Screw    | 1/4 IPS | Less      | No         | 500    |
| 80-1098 | Nickel                | Screw    | 1/8 IPS | With      | No         | 250    |
| 80-1192 | Brite Gilt            | Screw    | 1/8 IPS | With      | No         | 250    |
| 90-1410 | Brite Gilt            | Screw    | 1/8 IPS | With      | Yes        | 200/10 |
| 80-1158 | Brite Gilt            | Push-In  | 1/8 IPS | Less      | No         | 500    |
| 80-1453 | Nickel                | Push-In  | 1/8 IPS | Less      | No         | 500    |
| 80-1968 | Dark Antique Brass    | Screw    | 1/8 IPS | Less      | No         | 250    |
| 80-1969 | Dark Antique Brass    | Screw    | 1/8 IPS | With      | Yes        | 250    |
| 80-2198 | Regular Antique Brass | Screw    | 1/8 IPS | Less      | No         | 250    |




### 3 Way (2 Circuit) Turn Knob Socket w/Removable Knob & Strain Relief

| Cat No. | Finish     | Terminal | Cap     | Set Screw | Uno-Thread | Master |
|---------|------------|----------|---------|-----------|------------|--------|
| 80-1118 | Brite Gilt | Screw    | 1/8 IPS | Less      | No         | 500    |
| 80-1119 | Nickel     | Screw    | 1/8 IPS | Less      | No         | 500    |



### On-Off turn Knob Socket w/Removable Knob

| Cat No. | Finish                | Terminal | Cap     | Set Screw | Uno-Thread | Master |
|---------|-----------------------|----------|---------|-----------|------------|--------|
| 80-1012 | Brite Gilt            | Screw    | 1/8 IPS | Less      | No         | 500    |
| 90-413  | Brite Gilt            | Screw    | 1/8 IPS | Less      | No         | 250    |
| 80-1013 | Nickel                | Screw    | 1/8 IPS | Less      | No         | 500    |
| 80-1101 | Nickel                | Screw    | 1/8 IPS | With      | No         | 250    |
| 80-1193 | Brite Gilt            | Screw    | 1/8 IPS | With      | No         | 250    |
| 90-1411 | Brite Gilt            | Screw    | 1/8 IPS | With      | Yes        | 200/10 |
| 80-1159 | Brite Gilt            | Push-In  | 1/8 IPS | Less      | No         | 500    |
| 80-2136 | Nickel                | Push-In  | 1/8 IPS | Less      | No         | 500    |
| 80-2394 | Regular Antique Brass | Screw    | 1/8 IPS | Less      | No         | 250    |
| 80-2395 | Dark Antique Brass    | Screw    | 1/8 IPS | Less      | No         | 250    |



# SOCKETS & LAMPHOLDERS

## Medium Base Lampholders

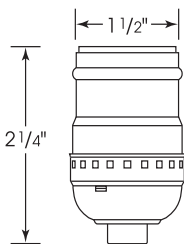
Aluminum—Screw Terminals / Push-In Terminals



### Short Keyless Socket



**80-1010**  
660W-250V

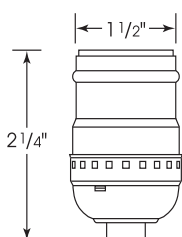


| Cat No. | Finish                | Terminal | Cap     | Set Screw | Uno-Thread | Master |
|---------|-----------------------|----------|---------|-----------|------------|--------|
| 80-1010 | Brite Gilt            | Screw    | 1/8 IPS | Less      | No         | 500    |
| 90-420  | Brite Gilt            | Screw    | 1/8 IPS | Less      | No         | 250    |
| 80-1011 | Nickel                | Screw    | 1/8 IPS | Less      | No         | 500    |
| 80-1100 | Nickel                | Screw    | 1/8 IPS | With      | No         | 250    |
| 80-1194 | Brite Gilt            | Screw    | 1/8 IPS | With      | No         | 250    |
| 90-1412 | Brite Gilt            | Screw    | 1/8 IPS | With      | Yes        | 200/10 |
| 80-1981 | Nickel                | Screw    | 1/4 IPS | With      | No         | 250    |
| 80-2250 | Regular Antique Brass | Screw    | 1/8 IPS | Less      | No         | 250    |
| 80-2396 | Dark Antique Brass    | Screw    | 1/8 IPS | Less      | No         | 250    |

### Short Keyless Socket w/Side Outlet



**80-1373**  
660W-250V

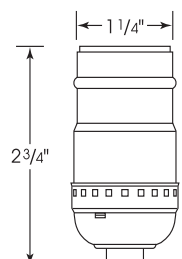


| Cat No. | Finish     | Terminal             | Cap     | Set Screw | Uno-Thread | Master |
|---------|------------|----------------------|---------|-----------|------------|--------|
| 80-1373 | Nickel     | Screw w/Sideout Hole | 1/8 IPS | Less      | No         | 250    |
| 80-1753 | Brite Gilt | Screw w/Sideout Hole | 1/8 IPS | With      | No         | 250    |
| 80-2531 | Nickel     | Screw w/Sideout Hole | 1/8 IPS | With      | No         | 250    |

### Standard Keyless Socket



**80-1669**  
660W-250V

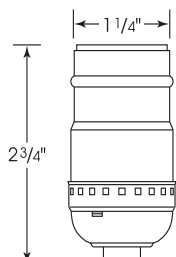


| Cat No. | Finish     | Terminal | Cap     | Set Screw | Uno-Thread | Master |
|---------|------------|----------|---------|-----------|------------|--------|
| 80-1669 | Brite Gilt | Screw    | 1/8 IPS | Less      | No         | 250    |
| 80-1670 | Nickel     | Screw    | 1/8 IPS | Less      | No         | 250    |
| 80-1218 | Brite Gilt | Push-In  | 1/8 IPS | Less      | No         | 250    |

### 3 Way (2 Circuit) Keyless Socket

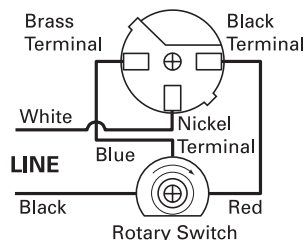


**80-1021**  
660W-250V



| Cat No. | Finish     | Terminal | Cap     | Set Screw | Uno-Thread | Master |
|---------|------------|----------|---------|-----------|------------|--------|
| 80-1020 | Brite Gilt | Screw    | 1/8 IPS | With      | No         | 500    |
| 90-1314 | Brite Gilt | Screw    | 1/8 IPS | With      | No         | 250/10 |
| 80-1021 | Nickel     | Screw    | 1/8 IPS | With      | No         | 500    |

Wiring Diagram







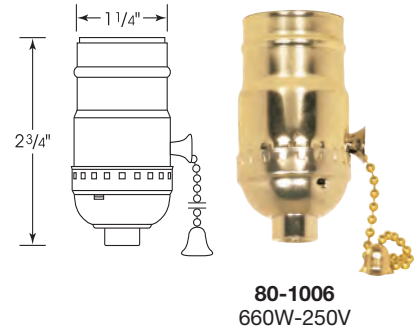
# Medium Base Lampholders

## Aluminum—Screw Terminals

SOCKETS & LAMP HOLDERS

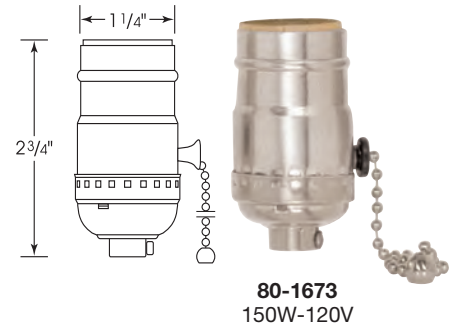
### On-Off Pull Chain Socket

| Cat No. | Finish                | Terminal | Cap     | Set Screw | Uno-Thread | Master |
|---------|-----------------------|----------|---------|-----------|------------|--------|
| 80-1006 | Brite Gilt            | Screw    | 1/8 IPS | Less      | No         | 500    |
| 90-411  | Brite Gilt            | Screw    | 1/8 IPS | Less      | No         | 250    |
| 80-1007 | Nickel                | Screw    | 1/8 IPS | Less      | No         | 500    |
| 80-1099 | Nickel                | Screw    | 1/8 IPS | With      | No         | 250    |
| 80-1188 | Brite Gilt            | Screw    | 1/8 IPS | With      | No         | 500    |
| 90-1409 | Brite Gilt            | Screw    | 1/8 IPS | With      | Yes        | 200/10 |
| 80-2185 | Nickel                | Screw    | 1/4 IPS | With      | No         | 250    |
| 80-2186 | Brite Gilt            | Screw    | 1/4 IPS | With      | No         | 250    |
| 80-2315 | Dark Antique Brass    | Screw    | 1/8 IPS | With      | No         | 100    |
| 80-2316 | Regular Antique Brass | Screw    | 1/8 IPS | With      | No         | 100    |



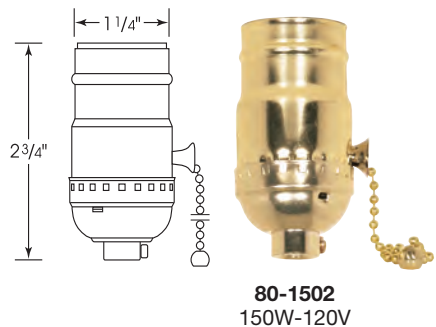
### 3 Position Pull Chain Socket w/Diode Low - Medium - High - Off For Standard A Type Household Bulb

| Cat No. | Finish     | Terminal | Cap     | Set Screw | Uno-Thread | Master |
|---------|------------|----------|---------|-----------|------------|--------|
| 80-1672 | Brite Gilt | Screw    | 1/8 IPS | With      | No         | 250    |
| 80-1673 | Nickel     | Screw    | 1/8 IPS | With      | No         | 250    |



### 2 Position Pull Chain Socket w/Diode High - Low - Off For Standard A Type Household Bulb

| Cat No. | Finish     | Terminal | Cap     | Set Screw | Uno-Thread | Master |
|---------|------------|----------|---------|-----------|------------|--------|
| 80-1502 | Brite Gilt | Screw    | 1/8 IPS | With      | No         | 250    |
| 80-1503 | Nickel     | Screw    | 1/8 IPS | With      | No         | 250    |

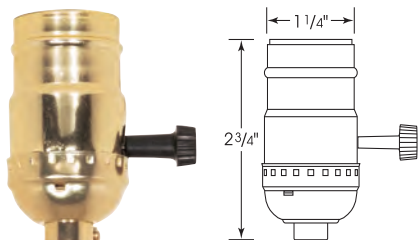


## Medium Base Lampholders

Aluminum—Screw Terminals / Push-In Terminals



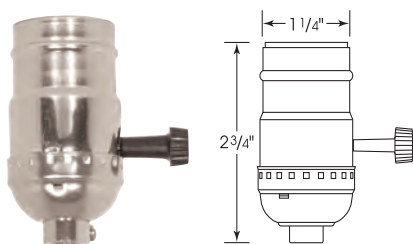
### 5 Position Turn Knob Socket For Standard Type A Household Bulb



**80-1504**  
150W-120V

| Cat No. | Finish     | Terminal | Cap     | Set Screw | Uno-Thread | Master |
|---------|------------|----------|---------|-----------|------------|--------|
| 80-1504 | Brite Gilt | Push-In  | 1/8 IPS | With      | No         | 500    |
| 80-1505 | Nickel     | Push-In  | 1/8 IPS | With      | No         | 250    |

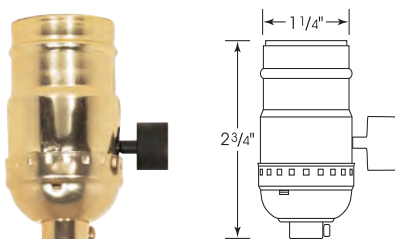
### Hi-Low Turn Knob Socket For Standard A Type Household Bulb - 6/32 Mandrel



**80-1017**  
250W-250V

| Cat No. | Finish     | Terminal | Cap     | Set Screw | Uno-Thread | Master |
|---------|------------|----------|---------|-----------|------------|--------|
| 80-1016 | Brite Gilt | Screw    | 1/8 IPS | With      | No         | 100    |
| 80-1017 | Nickel     | Screw    | 1/8 IPS | With      | No         | 100    |

### On-Off Large Key Socket w/Non Removable Knob



**80-1671**  
250W-250V

| Cat No. | Finish     | Terminal | Cap     | Set Screw | Uno-Thread | Master |
|---------|------------|----------|---------|-----------|------------|--------|
| 80-1671 | Brite Gilt | Screw    | 1/8 IPS | With      | No         | 100    |

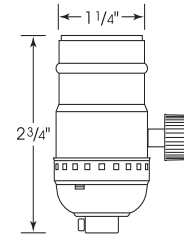


# Medium Base Lampholders

## Aluminum—Screw Terminals / Optional Phenolic Knobs

### 150W Full Range Turn Knob Dimmer Socket

| Cat No. | Finish                | Terminal | Cap     | Set Screw | Uno-Thread | Master |
|---------|-----------------------|----------|---------|-----------|------------|--------|
| 80-1014 | Brite Gilt            | Screw    | 1/8 IPS | With      | No         | 100    |
| 80-1015 | Nickel                | Screw    | 1/8 IPS | With      | No         | 100    |
| 80-2355 | Regular Antique Brass | Screw    | 1/8 IPS | With      | No         | 100    |



**80-1014**  
150W-120V

#### Optional Phenolic Knobs



**80-1757**  
Brass Plated



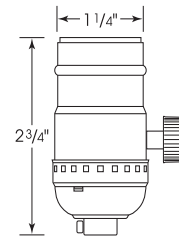
**80-1758**  
Nickel Plated



**80-2602**  
Blue Insert For Knobs

### 200W Full Range Turn Knob Dimmer Socket w/Matching Finish Removable Knob

| Cat No. | Finish     | Terminal | Cap     | Set Screw | Uno-Thread | Master |
|---------|------------|----------|---------|-----------|------------|--------|
| 80-1547 | Brite Gilt | Screw    | 1/8 IPS | With      | No         | 100    |
| 80-1548 | Nickel     | Screw    | 1/8 IPS | With      | No         | 100    |



**80-1548**  
200W-120V

### Finishes Available On Aluminum Lampholders



Brite Gilt



Nickel



Dark Antique



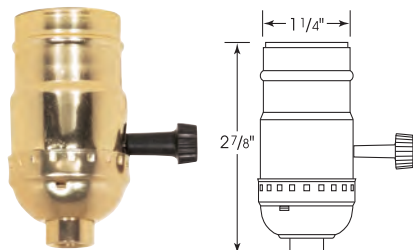
Regular Antique Brass



## Medium Base Lampholders

Aluminum—Push-In Terminals / Strain Relief Hooks

### On-Off Turn Knob Socket w/Removable Knob

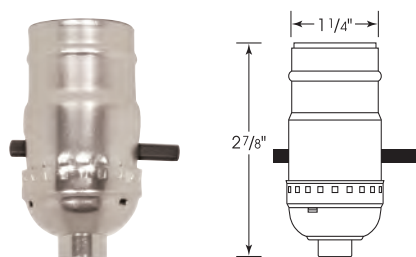


**80-1558**  
250W-250V

w/Strain Relief  
Hooks

| Cat No. | Finish     | Terminal | Cap     | Set Screw | Uno-Thread | Master |
|---------|------------|----------|---------|-----------|------------|--------|
| 80-1558 | Brite Gilt | Push-In  | 1/8 IPS | Less      | No         | 250    |
| 80-1559 | Nickel     | Push-In  | 1/8 IPS | Less      | No         | 250    |

### On-Off Push Thru Socket

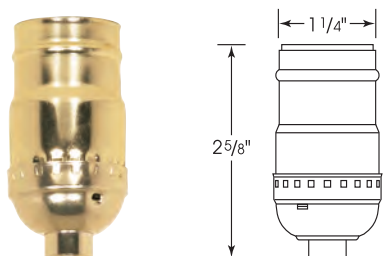


**80-1566**  
660W-250V

w/Strain Relief  
Hooks

| Cat No. | Finish     | Terminal | Cap     | Set Screw | Uno-Thread | Master |
|---------|------------|----------|---------|-----------|------------|--------|
| 80-1565 | Brite Gilt | Push-In  | 1/8 IPS | Less      | No         | 250    |
| 80-1566 | Nickel     | Push-In  | 1/8 IPS | Less      | No         | 250    |

### Standard Keyless Socket



**80-1562**  
660W-250V

w/Strain Relief  
Hooks

| Cat No. | Finish     | Terminal | Cap     | Set Screw | Uno-Thread | Master |
|---------|------------|----------|---------|-----------|------------|--------|
| 80-1562 | Brite Gilt | Push-In  | 1/8 IPS | Less      | No         | 250    |
| 80-1563 | Nickel     | Push-In  | 1/8 IPS | Less      | No         | 250    |




# Medium Base Lampholders

## Aluminum—Push-In Terminals / Strain Relief Hooks

### 3 Way Turn Knob Socket w/Removable Knob

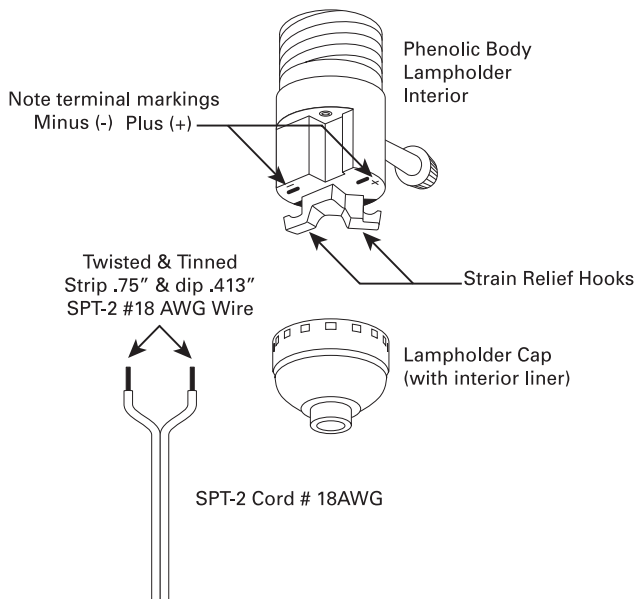
| Cat No. | Finish     | Terminal | Cap     | Set Screw | Uno-Thread | Master |
|---------|------------|----------|---------|-----------|------------|--------|
| 80-1560 | Brite Gilt | Push-In  | 1/8 IPS | Less      | No         | 250    |
| 80-1561 | Nickel     | Push-In  | 1/8 IPS | Less      | No         | 250    |



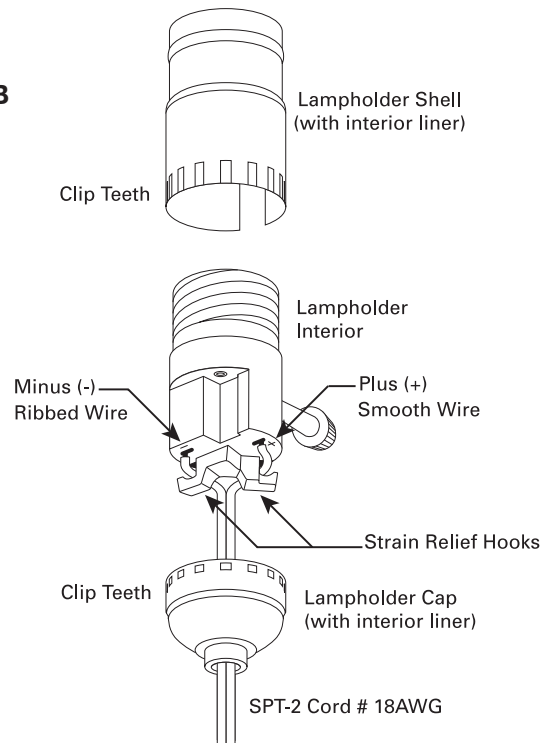
### “Push-In” Strain Relief Lampholder Wiring Instructions

- Strip SPT-2 #18AWG wire 0.75" & tin the ends 0.413" in length.
- The socket terminals are marked with minus (-) & plus (+). Push the tinned end by hand into the correct terminal.
  - Neutral - (ribbed wire) into the minus (-).
  - Positive - (smooth wire) into the plus (+).
- Loop wires under the strain relief hooks.
- If you make a mistake - insert a wire removing pin into the terminal and push down to release the wire.

**A**



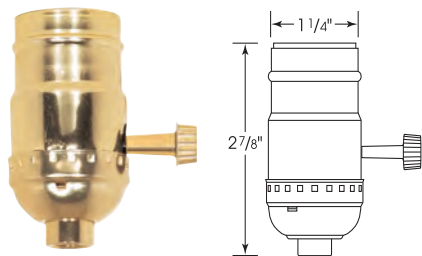
**B**



## Medium Base Lampholders Aluminum—Quick Slide Terminals



### 3 Way Turn Knob Socket w/Removable Knob



**80-1533**  
250W-250V

| Cat No. | Finish     | Terminal | Cap     | Set Screw | Uno-Thread | Master |
|---------|------------|----------|---------|-----------|------------|--------|
| 80-1533 | Brite Gilt | Slide-In | 1/8 IPS | Less      | No         | 250    |
| 80-1542 | Nickel     | Slide-In | 1/8 IPS | Less      | No         | 250    |

### “Quick Slide” Wiring Instructions

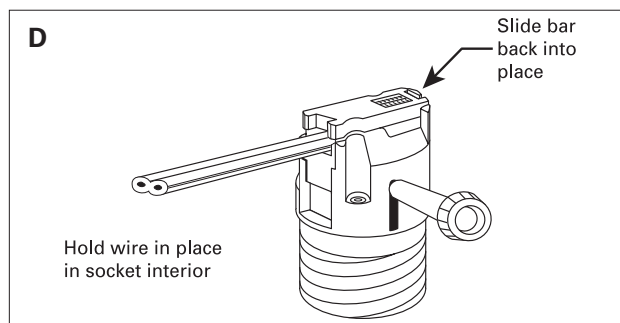
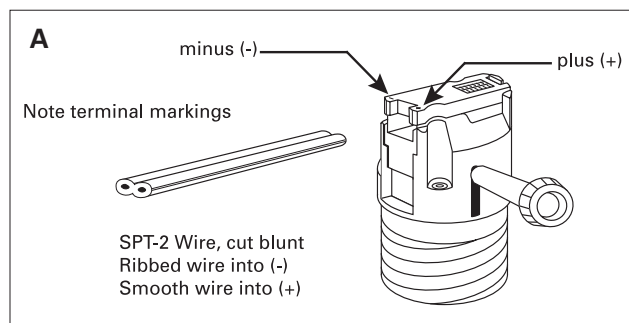
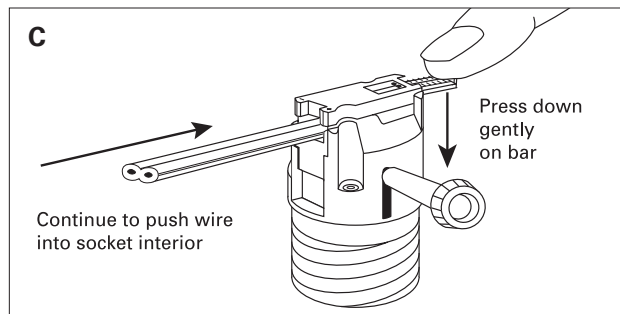
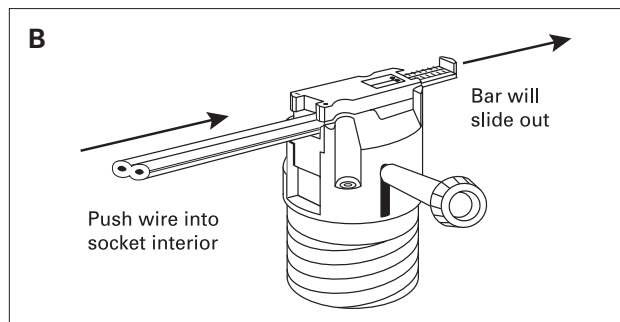
Install and use this product following your local electrical codes and regulations.

**CAUTION:** Before working with your portable lamp, remove the plug from the wall outlet.

1. Use SPT-2 wire.
2. The wire must be “Cut Blunt” on the end. (A)
3. The socket terminals are marked with minus (-) & plus (+).
  - a) Neutral - (ribbed wire) into the minus (-) side.
  - b) Positive - (smooth wire) into the plus (+) side.
4. Push the blunt wire by hand straight into the socket interior all the way to the end. (B)  
When you push the wire into the connector, the slide bar will slide out automatically, (you may have to push down gently on the slide bar to have the wire go in correctly). (C)
5. Before closing, push down on the wire to make good contact with the pins.
6. Slide the bar all the way back into place. (D)
7. No UL knot required.

**PLEASE NOTE:**

Only use SPT-2 wire - the wire must be cut blunt.





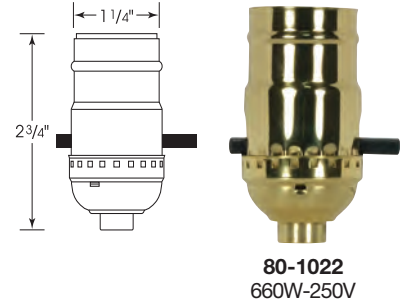
# Medium Base Lampholders

## 3 Piece Stamped Solid Brass—Screw / Push-In Terminals

SOCKETS & LAMP HOLDERS


### On-Off Push Thru Socket

| Cat No. | Finish                | Terminal | Cap     | Set Screw | Uno-Thread | Master |
|---------|-----------------------|----------|---------|-----------|------------|--------|
| 80-1022 | Polished Brass        | Screw    | 1/8 IPS | Less      | No         | 100    |
| 80-1023 | Polished Nickel       | Screw    | 1/8 IPS | Less      | No         | 100    |
| 80-1032 | Polished Brass        | Screw    | 1/8 IPS | With      | Yes        | 100    |
| 80-1033 | Polished Nickel       | Screw    | 1/8 IPS | With      | Yes        | 100    |
| 90-870  | Polished Brass        | Screw    | 1/8 IPS | With      | No         | 250/10 |
| 90-1667 | Polished Nickel       | Screw    | 1/8 IPS | With      | No         | 250/10 |
| 80-2251 | Regular Antique Brass | Screw    | 1/8 IPS | Less      | No         | 100    |
| 80-2538 | Dark Antique Brass    | Screw    | 1/8 IPS | With      | No         | 100    |
| 80-2442 | Regular Antique Brass | Screw    | 1/8 IPS | With      | Yes        | 100    |



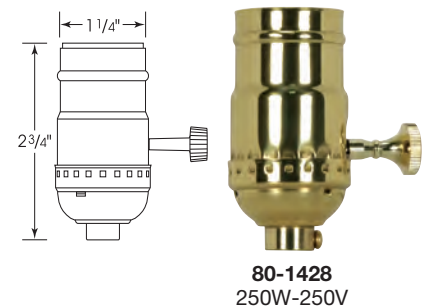
### On-Off Turn Knob Socket w/Removable Knob

| Cat No. | Finish                | Terminal | Cap     | Set Screw | Uno-Thread | Master |
|---------|-----------------------|----------|---------|-----------|------------|--------|
| 80-1030 | Polished Brass        | Screw    | 1/8 IPS | Less      | No         | 100    |
| 80-1031 | Polished Nickel       | Screw    | 1/8 IPS | Less      | No         | 100    |
| 80-1040 | Polished Brass        | Screw    | 1/8 IPS | With      | Yes        | 100    |
| 80-1041 | Polished Nickel       | Screw    | 1/8 IPS | With      | Yes        | 100    |
| 80-1179 | Polished Brass        | Screw    | 1/8 IPS | With      | No         | 100    |
| 90-868  | Polished Brass        | Screw    | 1/8 IPS | With      | No         | 250/10 |
| 80-1180 | Polished Nickel       | Screw    | 1/8 IPS | With      | No         | 100    |
| 90-1670 | Polished Nickel       | Screw    | 1/8 IPS | With      | No         | 250/10 |
| 80-1349 | Polished Nickel       | Push-In  | 1/8 IPS | Less      | No         | 250    |
| 80-1772 | Satin Brass           | Screw    | 1/8 IPS | With      | No         | 100    |
| 80-2252 | Dark Antique Brass    | Screw    | 1/8 IPS | Less      | No         | 100    |
| 80-2357 | Regular Antique Brass | Screw    | 1/8 IPS | With      | Yes        | 100    |
| 80-2358 | Regular Antique Brass | Screw    | 1/8 IPS | With      | No         | 100    |
| 80-2415 | Dark Antique Brass    | Screw    | 1/8 IPS | With      | No         | 100    |



### 3 Terminal (2 Circuit) Turn Knob Socket w/Removable Knob

| Cat No. | Finish          | Terminal | Cap     | Set Screw | Uno-Thread | Master |
|---------|-----------------|----------|---------|-----------|------------|--------|
| 80-1428 | Polished Brass  | Screw    | 1/8 IPS | With      | No         | 100    |
| 90-1672 | Polished Brass  | Screw    | 1/8 IPS | With      | No         | 250/10 |
| 80-1429 | Polished Nickel | Screw    | 1/8 IPS | With      | No         | 100    |
| 90-1673 | Polished Nickel | Screw    | 1/8 IPS | With      | No         | 250/10 |



# SOCKETS & LAMPHOLDERS

## Medium Base Lampholders

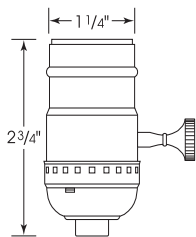
3 Piece Stamped Solid Brass—Screw Terminals



### 3 Way (2 Circuit) Turn Knob Socket w/Removable Knob



**80-1024**  
250W-250V

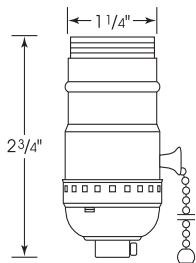


| Cat No. | Finish                | Terminal | Cap     | Set Screw | Uno-Thread | Master |
|---------|-----------------------|----------|---------|-----------|------------|--------|
| 80-1024 | Polished Brass        | Screw    | 1/8 IPS | Less      | No         | 100    |
| 80-1025 | Polished Nickel       | Screw    | 1/8 IPS | Less      | No         | 100    |
| 80-1034 | Polished Brass        | Screw    | 1/8 IPS | With      | Yes        | 100    |
| 80-1035 | Polished Nickel       | Screw    | 1/8 IPS | With      | Yes        | 100    |
| 80-1190 | Polished Brass        | Screw    | 1/8 IPS | With      | No         | 100    |
| 90-867  | Polished Brass        | Screw    | 1/8 IPS | With      | No         | 250/10 |
| 80-1191 | Polished Nickel       | Screw    | 1/8 IPS | With      | No         | 100    |
| 90-1669 | Polished Nickel       | Screw    | 1/8 IPS | With      | No         | 250/10 |
| 80-1737 | Satin Brass           | Screw    | 1/8 IPS | With      | No         | 100    |
| 80-1738 | Dark Antique Brass    | Screw    | 1/8 IPS | With      | No         | 100    |
| 80-2211 | Regular Antique Brass | Screw    | 1/8 IPS | With      | No         | 100    |
| 80-2356 | Regular Antique Brass | Screw    | 1/8 IPS | With      | Yes        | 100    |
| 80-2424 | Dark Antique Brass    | Screw    | 1/8 IPS | With      | Yes        | 100    |

### On-Off Pull Chain Socket



**80-1037**  
660W-250V  
Shown with  
Uno-Thread



| Cat No. | Finish                | Terminal | Cap     | Set Screw | Uno-Thread | Master |
|---------|-----------------------|----------|---------|-----------|------------|--------|
| 80-1026 | Polished Brass        | Screw    | 1/8 IPS | Less      | No         | 100    |
| 80-1027 | Polished Nickel       | Screw    | 1/8 IPS | Less      | No         | 100    |
| 80-1036 | Polished Brass        | Screw    | 1/8 IPS | With      | Yes        | 100    |
| 80-1037 | Polished Nickel       | Screw    | 1/8 IPS | With      | Yes        | 100    |
| 90-869  | Polished Brass        | Screw    | 1/8 IPS | With      | No         | 250/10 |
| 90-1668 | Polished Nickel       | Screw    | 1/8 IPS | With      | No         | 250/10 |
| 80-1739 | Satin Brass           | Screw    | 1/8 IPS | With      | No         | 100    |
| 80-1740 | Dark Antique Brass    | Screw    | 1/8 IPS | With      | No         | 100    |
| 80-2212 | Regular Antique Brass | Screw    | 1/8 IPS | With      | No         | 100    |

### Finishes Available On 3 Piece Stamped Solid Brass Lampholders



Polished Brass



Satin Brass



Polished Nickel



Dark Antique Brass



Regular Antique Brass





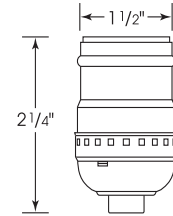
# Medium Base Lampholders

## 3 Piece Stamped Solid Brass—Screw Terminals

SOCKETS & LAMP HOLDERS

### Short Keyless Socket

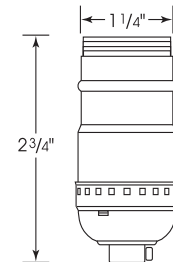
| Cat No. | Finish                | Terminal | Cap     | Set Screw | Uno-Thread | Master |
|---------|-----------------------|----------|---------|-----------|------------|--------|
| 80-1028 | Polished Brass        | Screw    | 1/8 IPS | Less      | No         | 100    |
| 80-1029 | Polished Nickel       | Screw    | 1/8 IPS | Less      | No         | 100    |
| 80-1038 | Polished Brass        | Screw    | 1/8 IPS | With      | Yes        | 100    |
| 80-1039 | Polished Nickel       | Screw    | 1/8 IPS | With      | Yes        | 100    |
| 80-1177 | Polished Brass        | Screw    | 1/8 IPS | With      | No         | 100    |
| 90-871  | Polished Brass        | Screw    | 1/8 IPS | With      | No         | 250/10 |
| 80-1178 | Polished Nickel       | Screw    | 1/8 IPS | With      | No         | 100    |
| 90-1671 | Polished Nickel       | Screw    | 1/8 IPS | With      | No         | 250/10 |
| 80-2206 | Regular Antique Brass | Screw    | 1/8 IPS | With      | No         | 100    |
| 80-2414 | Dark Antique Brass    | Screw    | 1/8 IPS | With      | No         | 100    |
| 80-2417 | Dark Antique Brass    | Screw    | 1/8 IPS | With      | Yes        | 100    |



**80-1028**  
660W-250V

### Standard Keyless Socket

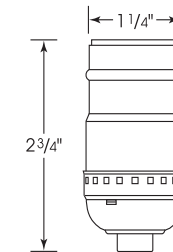
| Cat No. | Finish          | Terminal | Cap     | Set Screw | Uno-Thread | Master |
|---------|-----------------|----------|---------|-----------|------------|--------|
| 80-1446 | Polished Brass  | Screw    | 1/8 IPS | With      | Yes        | 100    |
| 80-1447 | Polished Nickel | Screw    | 1/8 IPS | With      | Yes        | 100    |



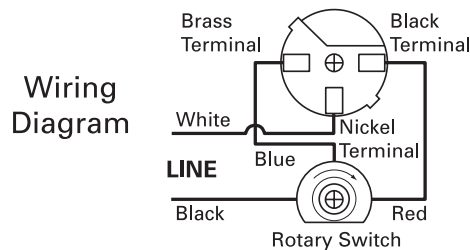
**80-1447**  
660W-250V  
Shown with Uno-Thread

### 3 Way (2 Circuit) Keyless Socket

| Cat No. | Finish          | Terminal | Cap     | Set Screw | Uno-Thread | Master |
|---------|-----------------|----------|---------|-----------|------------|--------|
| 80-1175 | Polished Brass  | Screw    | 1/8 IPS | With      | No         | 100    |
| 80-1176 | Polished Nickel | Screw    | 1/8 IPS | With      | No         | 100    |



**80-1175**  
660W-250V

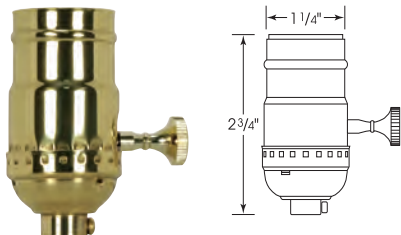


## Medium Base Lampholders

3 Piece Stamped Solid Brass—Screw Terminals



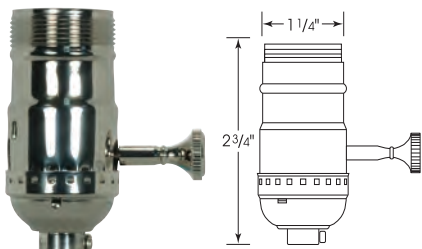
### Hi-Low Turn Knob Socket For Standard A Type Household Bulb



**80-1462**  
250W-250V

| Cat No. | Finish          | Terminal | Cap     | Set Screw | Uno-Thread | Master |
|---------|-----------------|----------|---------|-----------|------------|--------|
| 80-1462 | Polished Brass  | Screw    | 1/8 IPS | With      | No         | 100    |
| 80-1463 | Polished Nickel | Screw    | 1/8 IPS | With      | No         | 100    |

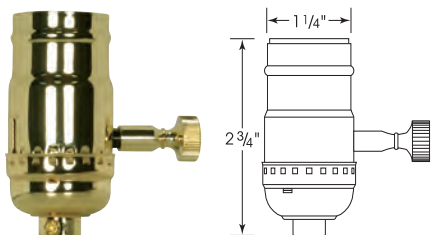
### 150W Full Range Turn Knob Dimmer Socket



**80-1045**  
150W-120V  
Shown with  
Uno-Thread

| Cat No. | Finish                | Terminal | Cap     | Set Screw | Uno-Thread | Master |
|---------|-----------------------|----------|---------|-----------|------------|--------|
| 80-1042 | Polished Brass        | Screw    | 1/8 IPS | With      | No         | 100    |
| 80-1043 | Polished Nickel       | Screw    | 1/8 IPS | With      | No         | 100    |
| 80-1044 | Polished Brass        | Screw    | 1/8 IPS | With      | Yes        | 100    |
| 80-1045 | Polished Nickel       | Screw    | 1/8 IPS | With      | Yes        | 100    |
| 80-2416 | Dark Antique Brass    | Screw    | 1/8 IPS | With      | No         | 100    |
| 80-2418 | Regular Antique Brass | Screw    | 1/8 IPS | With      | No         | 100    |

### 200W Full Range Turn Knob Dimmer Socket



**80-1695**  
200W-120V

| Cat No. | Finish          | Terminal | Cap     | Set Screw | Uno-Thread | Master |
|---------|-----------------|----------|---------|-----------|------------|--------|
| 80-1695 | Polished Brass  | Screw    | 1/8 IPS | With      | No         | 100    |
| 80-1696 | Polished Nickel | Screw    | 1/8 IPS | With      | No         | 100    |

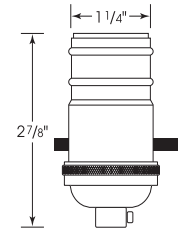


# Medium Base Lampholders

## 4 Piece Stamped Solid Brass—Screw Terminals

### On-Off Push Thru Socket

| Cat No. | Finish                | Terminal | Cap     | Set Screw | Uno-Thread | Master |
|---------|-----------------------|----------|---------|-----------|------------|--------|
| 80-1432 | Polished Brass        | Screw    | 1/8 IPS | With      | No         | 100    |
| 80-1433 | Polished Nickel       | Screw    | 1/8 IPS | With      | No         | 100    |
| 80-2218 | Regular Antique Brass | Screw    | 1/8 IPS | With      | No         | 100    |



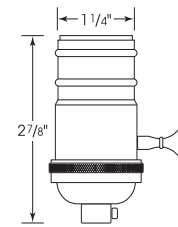
**80-1432**  
660W-250V

### On-Off Push Thru Socket w/Side Outlet For SPT-2

| Cat No. | Finish                | Terminal | Cap     | Set Screw | Uno-Thread | Master |
|---------|-----------------------|----------|---------|-----------|------------|--------|
| 80-2443 | Regular Antique Brass | Screw    | 1/8 IPS | With      | No         | 100    |
| 80-2444 | Dark Antique Brass    | Screw    | 1/8 IPS | With      | No         | 100    |

### On-Off Turn Knob Socket w/Matching Finish Removable Knob

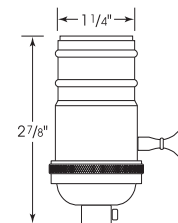
| Cat No. | Finish                | Terminal | Cap     | Set Screw | Uno-Thread | Master |
|---------|-----------------------|----------|---------|-----------|------------|--------|
| 80-1058 | Polished Brass        | Screw    | 1/8 IPS | With      | No         | 100    |
| 80-1059 | Polished Nickel       | Screw    | 1/8 IPS | With      | No         | 100    |
| 80-1060 | Polished Brass        | Screw    | 1/8 IPS | With      | Yes        | 100    |
| 80-1061 | Polished Nickel       | Screw    | 1/8 IPS | With      | Yes        | 100    |
| 80-1062 | Polished Brass        | Screw    | 1/4 IPS | With      | No         | 100    |
| 80-1063 | Polished Nickel       | Screw    | 1/4 IPS | With      | No         | 100    |
| 80-1321 | Unfinished            | Screw    | 1/8 IPS | With      | No         | 100    |
| 80-2217 | Regular Antique Brass | Screw    | 1/8 IPS | With      | No         | 100    |
| 80-2253 | Dark Antique Brass    | Screw    | 1/8 IPS | With      | No         | 100    |
| 80-2421 | Dark Antique Brass    | Screw    | 1/8 IPS | With      | Yes        | 100    |
| 80-2481 | Black                 | Screw    | 1/8 IPS | With      | No         | 100    |
| 80-2482 | Black                 | Screw    | 1/8 IPS | With      | Yes        | 100    |



**80-1059**  
250W-250V

### 3 Terminal (2 Circuit) Turn Knob Socket w/Matching Finish Removable Knob

| Cat No. | Finish          | Terminal | Cap     | Set Screw | Uno-Thread | Master |
|---------|-----------------|----------|---------|-----------|------------|--------|
| 80-1430 | Polished Brass  | Screw    | 1/8 IPS | With      | No         | 100    |
| 80-1431 | Polished Nickel | Screw    | 1/8 IPS | With      | No         | 100    |



**80-1430**  
250W-250V

## Medium Base Lampholders

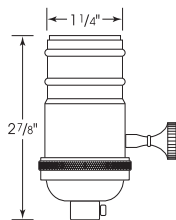
4 Piece Stamped Solid Brass—Screw Terminals



### 3 Way (2 Circuit) Turn Knob Socket w/Matching Finish & Removable Knob



**80-1046**  
250W-250V

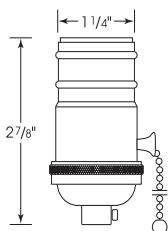


| Cat No. | Finish                | Terminal | Cap     | Set Screw | Uno-Thread | Master |
|---------|-----------------------|----------|---------|-----------|------------|--------|
| 80-1046 | Polished Brass        | Screw    | 1/8 IPS | With      | No         | 100    |
| 80-1047 | Polished Nickel       | Screw    | 1/8 IPS | With      | No         | 100    |
| 80-1048 | Polished Brass        | Screw    | 1/8 IPS | With      | Yes        | 100    |
| 80-1049 | Polished Nickel       | Screw    | 1/8 IPS | With      | Yes        | 100    |
| 80-1050 | Polished Brass        | Screw    | 1/4 IPS | With      | No         | 100    |
| 80-1051 | Polished Nickel       | Screw    | 1/4 IPS | With      | No         | 100    |
| 80-1319 | Unfinished            | Screw    | 1/8 IPS | With      | No         | 100    |
| 80-2153 | Dark Antique Brass    | Screw    | 1/8 IPS | With      | Yes        | 100    |
| 80-2158 | Regular Antique Brass | Screw    | 1/8 IPS | With      | Yes        | 100    |
| 80-2209 | Regular Antique Brass | Screw    | 1/8 IPS | With      | No         | 100    |
| 80-2238 | Unfinished            | Screw    | 1/8 IPS | With      | Yes        | 100    |

### On-Off Pull Chain Socket



**80-1053**  
660W-250V



| Cat No. | Finish                | Terminal | Cap     | Set Screw | Uno-Thread | Master |
|---------|-----------------------|----------|---------|-----------|------------|--------|
| 80-1052 | Polished Brass        | Screw    | 1/8 IPS | With      | No         | 100    |
| 80-1053 | Polished Nickel       | Screw    | 1/8 IPS | With      | No         | 100    |
| 80-1291 | Polished Brass        | Screw    | 1/8 IPS | With      | Yes        | 100    |
| 80-1292 | Polished Nickel       | Screw    | 1/8 IPS | With      | Yes        | 100    |
| 80-2210 | Regular Antique Brass | Screw    | 1/8 IPS | With      | No         | 100    |
| 80-2216 | Regular Antique Brass | Screw    | 1/8 IPS | With      | Yes        | 100    |
| 80-2445 | Dark Antique Brass    | Screw    | 1/8 IPS | With      | No         | 100    |
| 80-2399 | Dark Antique Brass    | Screw    | 1/8 IPS | With      | Yes        | 100    |
| 80-2509 | Black                 | Screw    | 1/8 IPS | With      | No         | 100    |
| 80-2534 | Black                 | Screw    | 1/8 IPS | With      | Yes        | 100    |

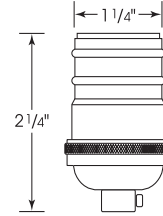


# Medium Base Lampholders

## 4 Piece Stamped Solid Brass—Screw Terminals

### Short Keyless Socket

| Cat No. | Finish                | Terminal | Cap     | Set Screw | Uno-Thread | Master |
|---------|-----------------------|----------|---------|-----------|------------|--------|
| 80-1054 | Polished Brass        | Screw    | 1/8 IPS | With      | No         | 100    |
| 80-1055 | Polished Nickel       | Screw    | 1/8 IPS | With      | No         | 100    |
| 80-1056 | Polished Brass        | Screw    | 1/8 IPS | With      | Yes        | 100    |
| 80-1057 | Polished Nickel       | Screw    | 1/8 IPS | With      | Yes        | 100    |
| 80-1434 | Unfinished            | Screw    | 1/8 IPS | With      | No         | 100    |
| 80-2219 | Regular Antique Brass | Screw    | 1/8 IPS | With      | No         | 100    |
| 80-2326 | Dark Antique Brass    | Screw    | 1/8 IPS | With      | No         | 100    |
| 80-2423 | Dark Antique Brass    | Screw    | 1/8 IPS | With      | Yes        | 100    |
| 80-2477 | Black                 | Screw    | 1/8 IPS | With      | No         | 100    |
| 80-2478 | Black                 | Screw    | 1/8 IPS | With      | Yes        | 100    |

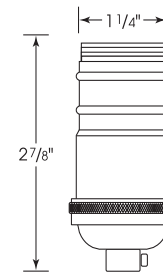
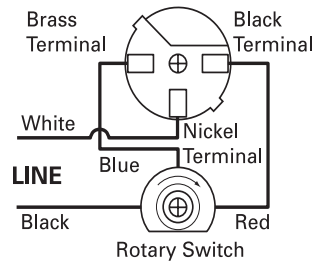


**80-1054**  
660W-250V

### 3 Way (2 Circuit) Keyless Socket

| Cat No. | Finish          | Terminal | Cap     | Set Screw | Uno-Thread | Master |
|---------|-----------------|----------|---------|-----------|------------|--------|
| 80-1195 | Polished Brass  | Screw    | 1/8 IPS | With      | Yes        | 100    |
| 80-1196 | Polished Nickel | Screw    | 1/8 IPS | With      | Yes        | 100    |

Wiring Diagram



**80-1196**  
660W-250V  
Shown with Uno-Thread

## Medium Base Lampholders

4 Piece Stamped Solid Brass—Screw Terminals



### Finishes Available On 4 Piece Stamped Brass Lampholders



Polished Brass



Polished Brass  
No Lacquer



Polished Nickel



Dark Antique Brass



Regular Antique Brass

### Stamped Solid Brass Uno Rings (1 1/4" ID - 1 1/2" OD)



80-2389  
Dark Antique



80-1450  
Polished Brass



80-1451  
Polished Nickel



80-2244  
Regular Antique



80-2483  
Black

### 1/4 IPS Stamped Solid Brass Caps w/Set Screw



80-1750  
Polished Nickel



80-2390  
Dark Antique



80-1749  
Polished Brass



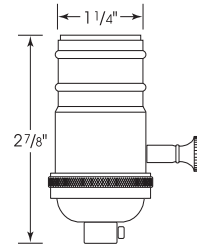
# Medium Base Lampholders

## 4 Piece Stamped Solid Brass—Screw Terminals

**SOCKETS & LAMP HOLDERS**

### 150W Full Range Turn Knob Dimmer Socket w/Removable Knob

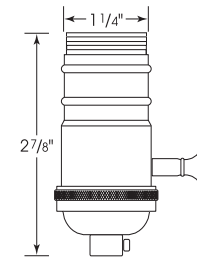
| Cat No. | Finish                | Terminal | Cap     | Set Screw | Uno-Thread | Master |
|---------|-----------------------|----------|---------|-----------|------------|--------|
| 80-1064 | Polished Brass        | Screw    | 1/8 IPS | With      | No         | 100    |
| 80-1065 | Polished Nickel       | Screw    | 1/8 IPS | With      | No         | 100    |
| 80-1320 | Unfinished            | Screw    | 1/8 IPS | With      | No         | 100    |
| 80-1795 | Polished Brass        | Screw    | 1/4 IPS | With      | No         | 100    |
| 80-2220 | Regular Antique Brass | Screw    | 1/8 IPS | With      | No         | 100    |
| 80-2327 | Dark Antique Brass    | Screw    | 1/8 IPS | With      | No         | 100    |
| 80-2479 | Black                 | Screw    | 1/8 IPS | With      | No         | 100    |



**80-1064**  
150W-120V

### 150W Full Range Turn Knob Dimmer Socket w/Uno-Thread & Removable Knob

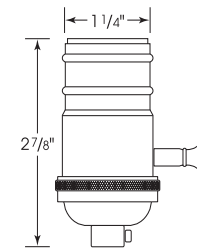
| Cat No. | Finish             | Terminal | Cap     | Set Screw | Uno-Thread | Master |
|---------|--------------------|----------|---------|-----------|------------|--------|
| 80-1066 | Polished Brass     | Screw    | 1/8 IPS | With      | Yes        | 100    |
| 80-1067 | Polished Nickel    | Screw    | 1/8 IPS | With      | Yes        | 100    |
| 80-2480 | Black              | Screw    | 1/8 IPS | With      | Yes        | 100    |
| 80-2422 | Dark Antique Brass | Screw    | 1/8 IPS | With      | Yes        | 100    |



**80-1067**  
150W-120V  
Shown with Uno-Thread

### 200W Full Range Turn Knob Dimmer Socket w/Removable Knob

| Cat No. | Finish          | Terminal | Cap     | Set Screw | Uno-Thread | Master |
|---------|-----------------|----------|---------|-----------|------------|--------|
| 80-1703 | Polished Brass  | Screw    | 1/8 IPS | With      | No         | 100    |
| 80-1704 | Polished Nickel | Screw    | 1/8 IPS | With      | No         | 100    |



**80-1703**  
200W-120V

### Available Dimmer knobs



**80-1984**  
Polished Nickel



**80-1985**  
Polished Brass



**80-2221**  
Regular Antique Brass

## Medium Base Lampholders Interior Mechanisms & Accessories



### Interior Mechanisms w/Screw Terminals



**90-1138**  
Push Thru  
660W-250V



**90-1140**  
3 Way Turn Knob  
250W-250V



**90-1141**  
On-Off Turn Knob  
250W-250V



**90-1143**  
3 Terminal (2 Circuit)  
Turn Knob  
250W-250V



**90-1139 Brass Chain**  
**80-1705 Nickel Chain**  
Pull Chain  
660W-250V




**90-1142**  
Short Keyless  
660W-250V



**80-1475**  
3 Way Keyless  
660W-250V



**80-1476**  
Hi-Low Turn Knob  
250W-250V



**80-1477**  
150W Full Range Dimmer  
w/Ivory Knob & Paper Liner  
150W-120V

### Socket Key



**90-020**  
Brass Finish  
4/36

### Unfinished Socket Key Extenders Mandrel Thread - 4/36



**90-1657** 1/2"  
**90-1658** 5/8"

**90-181** 3/4"  
**90-182** 1"  
**90-183** 1 1/4"

### Phenolic Socket Knob



**90-021**  
Brown  
4/36

### Solid Brass Knobs 4/36 Mandrel



**80-1353** Polished Brass  
**80-2403** Dark Antique  
**80-1352** Polished Nickel  
**80-2404** Regular Antique



## Medium Base Lampholders

Metal Shells, Caps, Paper Liners—Aluminum / Solid Brass

### Aluminum Shells & Caps w/Paper Liners



**90-1144** Brite Gilt  
**80-1439** Nickel  
Push Thru



**90-1145** Brite Gilt  
**80-1440** Nickel  
Pull Chain / Turn Knob



**90-1146** Brite Gilt  
**80-1441** Nickel  
Short Keyless



**80-1701** Brite Gilt  
**80-1702** Nickel  
1/8 IP Sideout w/Set Screw



**80-1419** Brite Gilt  
**80-1435** Nickel  
1/8 IPS Sideout Hole  
Less Set Screw



**90-1147** Bright Gilt  
**80-1215** Nickel  
1/8 IP Less Set Screw



**80-1242** Brite Gilt  
**80-1217** Nickel  
1/8 IP With Set Screw



**80-1210** Brite Gilt  
**80-1437** Nickel  
1/4 IP Less Set Screw



**80-1436** Brite Gilt  
**80-1211** Nickel  
1/4 IP With Set Screw

### 3 Piece Solid Brass Shells & Caps w/Paper Liners



**80-1467** Polished Brass  
**80-1468** Polished Nickel  
Push Thru



**80-1442** Polished Brass  
**80-1351** Polished Nickel  
Pull Chain / Turn Knob



**80-2300** Polished Brass  
**80-2301** Polished Nickel  
Pull Chain / Turn Knob  
w/Uno-Thread



**80-1471** Polished Brass  
**80-1472** Polished Nickel  
Short Keyless



**80-1438** Polished Brass  
**80-1350** Polished Nickel  
1/8 IP Less Set Screw



**80-1287** Polished Brass  
**80-1288** Polished Nickel  
1/8 IP With Set Screw



**80-1483** Polished Brass  
**80-1692** Polished Nickel  
1/4 IP Less Set Screw



**80-1289** Polished Brass  
**80-1290** Polished Nickel  
**80-2245** Regular Antique  
1/4 IP With Set Screw


### Paper Socket Liners



**90-2641**  
Paper Liner for  
Push Thru Socket  
2" H x 1 3/16" Dia.



**90-2619**  
Paper Liner for  
Short Keyless Socket  
1 1/2" H x 1 3/16" Dia.



**90-1777**  
Paper Liner for Turn Knob  
& Pull Chain Sockets  
2" H x 1 3/16" Dia.



**90-1709**  
Paper Liner for  
Candelabra Socket  
1 7/16" H x 3/4" Dia.


## Socket Clusters

Medium & Candelabra Base, Plated Finish Steel "S" Clusters


Steel "S" Clusters - No Sockets or Wiring - For Medium or Candelabra



**80-1161** Unfinished  
No Wire, 7" Centers  
1/8 IP Top and 1/4 IP Bottom



**80-1162** Brite Gilt  
No Wire, 7" Centers  
1/8 IP Top and 1/4 IP Bottom



**80-1636** Nickel  
No Wire, 7" Centers  
1/8 IP Top and 1/4 IP Bottom

Candelabra Steel "S" Clusters - w/Sockets



**80-1709** Antique Brass  
Inside Wiring Only,  
6" Centers 1/8 IP Top and Bottom



**80-1707** Brite Gilt  
Inside Wiring Only,  
6" Centers 1/8 IP Top and Bottom



**80-1706** Nickel  
Inside Wiring Only,  
6" Centers 1/8 IP Top and Bottom

## Socket Clusters Medium & Candelabra Base

### Medium Base Solid Brass Cluster Body



- 80-1523** Polished Brass
- 80-1524** Polished Nickel
- 80-1532** Antique Brass
- 1/8 IP Nipple & Locknut Top
- 1/4 IP Bottom
- 250W-250V

### Solid Brass Cluster Body Polished & Lacquered Candelabra Base w/Sockets



- 80-1797** 3 Light Candelabra Cluster
- 1/8 x 1/8 w/ 8 ft. SPT-2 Gold Wire
- 4 1/2" H x 5" Dia.

### Antique Brass Plated Finish Medium Base Steel "S" Cluster Pull Chain



- 80-1525** 1/8 IP Top, 1/8 IP Bottom
- 80-1598** 1/8 IP Top, 1/4 IP Bottom
- Twin Antique Brass
- Pull Chain & End Ball
- 14" 18/2 SPT-2 105° Clear Gold Wire
- & 18 AWM 105° Internal Wire,
- 7" Centers, 660W-250V

## Medium Base Socket Clusters Steel "S" Clusters



### Keyless Cluster



**80-1189** Brite Gilt  
Twin Keyless with  
14" 18/2 SPT-2 105°C  
Clear Gold Wire  
Internal Wire - 18 AWM 105°C  
7" Centers 1/8 IP Top and  
1/8 IP Bottom 660W-250V



**80-1271** Satin Nickel  
Twin Keyless with  
14" 18/2 SPT-2 105°C  
Clear Silver Wire  
Internal Wire - 18 AWM 105°C  
7" Centers 1/8 IP Top and  
1/8 IP Bottom 660W-250V



**80-1272** Nickel  
Twin Keyless with  
14" 18/2 SPT-2 105°C  
Clear Silver Wire  
Internal Wire - 18 AWM 105°C  
7" Centers 1/8 IP Top and  
1/8 IP Bottom 660W-250V

### Pull Chain Cluster



**80-1270** Nickel  
Twin Pull Chain  
Nickel Chain and End Ball with  
14" 18/2 SPT-2 105°C  
Clear Silver Wire  
Internal Wire - 18 AWM 105°C  
7" Centers 1/8 IP Top and  
1/8 IP Bottom 660W-250V



**80-1268** Brite Gilt  
Twin Pull Chain  
Brite Gilt Chain and End Ball with  
14" 18/2 SPT-2 105°C  
Clear Gold Wire  
Internal Wire - 18 AWM 105°C  
7" Centers 1/8 IP Top and  
1/8 IP Bottom 660W-250V



**80-1269** Satin Nickel  
Twin Pull Chain  
Satin Nickel Chain and End Ball with  
14" 18/2 SPT-2 105°C  
Clear Silver Wire  
7" Centers 1/8 IP Top and  
1/8 IP Bottom 660W-250V

# Medium Base Socket Clusters

## Steel "S" Clusters

### Medium Base 2 Light Pull Chain Cluster w/Solid Brass Socket



**80-1763** Polished Brass  
84" SPT-1 Clear Gold Wire  
Steel Housing & Pipe - 1/8 IP Bottom

**80-1764** Antique Brass  
84" SPT-1 Brown Wire  
Steel Housing & Pipe - 1/8 IP Bottom  
8 3/4" Height  
660W-250V

### Medium Base Twin Keyless Unfinished Solid Brass Cluster



**80-2507** Unfinished Solid Brass Cluster  
9 1/4" Overall Height - 7 1/2" Centers  
1/8 IP Top x 1/4 IP Bottom  
w/ 2 Knurled Nuts

## Medium Base Lampholders

4 Piece Stamped Solid Brass—Pre-Wired Sockets—w/ 1/8 IP Cap w/SS



### 10 Ft 18/2 SVT - Black Rayon - W/1 Uno-Ring (Including 2 Bushings)



80-2281



80-2297

### Keyless Lampholder - 660W-250V

| Cat No. | Finish             | Length | Type           | Master |
|---------|--------------------|--------|----------------|--------|
| 80-2281 | Dark Antique Brass | 10 ft. | 18/2 Rayon Blk | 50     |
| 80-2282 | Reg. Antique Brass | 10 ft. | 18/2 Rayon Blk | 50     |
| 80-2283 | Polished Nickel    | 10 ft. | 18/2 Rayon Blk | 50     |

### On/Off Lampholder - 250W-250V

| Cat No. | Finish             | Length | Type           | Master |
|---------|--------------------|--------|----------------|--------|
| 80-2284 | Dark Antique Brass | 10 ft. | 18/2 Rayon Blk | 50     |
| 80-2297 | Reg. Antique Brass | 10 ft. | 18/2 Rayon Blk | 50     |
| 80-2298 | Polished Nickel    | 10 ft. | 18/2 Rayon Blk | 50     |

### 6 Ft 18/2 SVT - Black SVT - W/1 Uno-Ring (Including 2 Bushings)



80-2271



80-2272

### Keyless Lampholder - 660W-250V

| Cat No. | Finish             | Length | Type         | Master |
|---------|--------------------|--------|--------------|--------|
| 80-2269 | Dark Antique Brass | 6 ft.  | 18/2 SVT Blk | 50     |
| 80-2270 | Reg. Antique Brass | 6 ft.  | 18/2 SVT Blk | 50     |
| 80-2271 | Polished Nickel    | 6 ft.  | 18/2 SVT Blk | 50     |

### On/Off Lampholder - 250W-250V

| Cat No. | Finish             | Length | Type         | Master |
|---------|--------------------|--------|--------------|--------|
| 80-2272 | Dark Antique Brass | 6 ft.  | 18/2 SVT Blk | 50     |
| 80-2273 | Reg. Antique Brass | 6 ft.  | 18/2 SVT Blk | 50     |
| 80-2274 | Polished Nickel    | 6 ft.  | 18/2 SVT Blk | 50     |

Shown with available vintage lamp and canopy



Black rayon wire



Black SVT wire



**80-2338**  
Black bushing with set screw for wire adjustment



# Medium Base Lampholders

4 Piece Stamped Solid Brass—Pre-Wired Sockets—w/ 1/8 IP Cap w/SS

## 10 Ft 18/2 SVT - Orange Rayon - W/2 Uno-Rings (Including 2 Bushings)



80-2343



80-2346

### Keyless Lampholder - 660W-250V

| Cat No. | Finish             | Length | Type              | Master |
|---------|--------------------|--------|-------------------|--------|
| 80-2343 | Dark Antique Brass | 10 ft. | 18/2 Orange Rayon | 50     |
| 80-2344 | Polished Nickel    | 10 ft. | 18/2 Orange Rayon | 50     |

### On/Off Lampholder - 250W-250V

| Cat No. | Finish             | Length | Type              | Master |
|---------|--------------------|--------|-------------------|--------|
| 80-2345 | Dark Antique Brass | 10 ft. | 18/2 Orange Rayon | 50     |
| 80-2346 | Polished Nickel    | 10 ft. | 18/2 Orange Rayon | 50     |

## 10 Ft 18/2 SVT - Red Rayon - W/2 Uno-Rings (Including 2 Bushings)



80-2378



80-2381

### Keyless Lampholder - 660W-250V

| Cat No. | Finish             | Length | Type           | Master |
|---------|--------------------|--------|----------------|--------|
| 80-2378 | Dark Antique Brass | 10 ft. | 18/2 Red Rayon | 50     |
| 80-2379 | Polished Nickel    | 10 ft. | 18/2 Red Rayon | 50     |

### On/Off Lampholder - 250W-250V

| Cat No. | Finish             | Length | Type           | Master |
|---------|--------------------|--------|----------------|--------|
| 80-2380 | Dark Antique Brass | 10 ft. | 18/2 Red Rayon | 50     |
| 80-2381 | Polished Nickel    | 10 ft. | 18/2 Red Rayon | 50     |



S2413



S2414



S2416

## Medium Base Lampholders

4 Piece Stamp Solid Brass—Prewired Socket—250W-250V  
w/ 1/8 IP Cap w/SS



**18/2 SVT—Rayon Wire—On-Off Turn Knob Lampholder With 10 Ft. Wire,  
W/2 Uno-Rings & 2 Bushings**  
(Master Pack 50 Pieces)



**80-2427**  
Polished Brass  
Gold Wire



**80-2428**  
Polished Brass  
Lemon Wire



**80-2435**  
Regular Antique Brass  
Lemon Wire



**80-2436**  
Regular Antique Brass  
Gold Wire



**80-2430**  
Polished Nickel  
Gold Wire



**80-2439**  
Polished Nickel  
Silver Wire



**80-2431**  
Polished Nickel  
Light Green Wire



**80-2429**  
Polished Nickel  
Light Blue Wire



**80-2433**  
Dark Antique Brass  
Light Green Wire



**80-2434**  
Dark Antique Brass  
Light Blue Wire



**80-2432**  
Dark Antique Brass  
Gold Wire





# Medium Base Lampholders

4 Piece Stamp Solid Brass—Prewired Socket—660W-250V  
w/ 1/8 IP Cap w/SS

18/2 SVT—Rayon Wire—Keyless Lampholder With 10 Ft. Wire,  
W/2 Uno-Rings & 2 Bushings  
(Master Pack 50 Pieces)



**80-2453**  
Polished Nickel  
Silver Wire



**80-2454**  
Polished Nickel  
Dark Blue Wire



**80-2455**  
Polished Nickel  
Dark Green Wire



**80-2456**  
Dark Antique Brass  
Light Green Wire



**80-2457**  
Dark Antique Brass  
Dark Blue Wire



**80-2458**  
Dark Antique Brass  
Dark Green Wire



**80-2459**  
Polished Brass  
Gold Wire



**80-2460**  
Polished Brass  
Light Green Wire



**80-2461**  
Polished Brass  
Lemon Wire

## Medium Base Lampholders

4 Piece Stamp Solid Brass Socket w/3 Terminals

w/New Ground Screw for 3 Wires—18/3 SVT—w/ 1/8 IP Cap w/SS



Standard Size Keyless - 660W-250V w/Uno Thread & 2 Rings



80-2565  
Polished Brass



80-2566  
Polished Nickel



80-2567  
Regular Antique Brass



80-2568  
Dark Antique Brass

On/Off Turn Knob - 250W-250V w/Uno Threads & Ring



80-2569  
Polished Brass




80-2570  
Polished Nickel



80-2571  
Regular Antique Brass



80-2572  
Dark Antique Brass





## Medium Base Lampholders

4 Piece Stamp Solid Brass Socket w/3 Terminals  
w/New Ground Screw for 3 Wires— 18/3 SVT—Prewired—w/ 1/8 IP Cap w/SS

Standard Size Keyless - 660W-250V w/10 Ft. 18/3 SVT-Black Rayon  
with 2 Uno Rings - Includes 2 Bushings



80-2573  
Polished Brass



80-2574  
Polished Nickel



80-2575  
Regular Antique Brass



80-2576  
Dark Antique Brass

On/Off Turn Knob - 250W-250V w/10 Ft. 18/3 SVT-Black Rayon  
with 2 Uno Rings - Includes 2 Bushings



80-2577  
Polished Brass



80-2578  
Polished Nickel



80-2579  
Regular Antique Brass



80-2580  
Dark Antique Brass

## LED Filament Lamps



S9252



S9254



S9269

# SOCKETS & LAMPHOLDERS

## Medium Base Sockets Phenolic, Smooth



**80-1110**  
Push Thru  
1/8 IP Cap w/Metal Bushing  
Less Set Screw  
2 7/8" H x 1 1/4" Dia.  
660W-250V



**80-1108** Brass On-Off Pull Chain  
**80-1637** Nickel On-Off Pull Chain  
1/8 IP Cap w/Metal Bushing  
Less Set Screw  
2 7/8" H x 1 1/4" Dia.  
660W-250V



**80-1638** Brass 3 Way Pull Chain  
**80-1639** Nickel 3 Way Pull Chain  
1/8 IP Cap w/Metal Bushing  
Less Set Screw  
2 7/8" H x 1 1/4" Dia.  
250W-250V



**80-1112**  
On-Off Turn Knob  
1/8 IP Cap w/Metal Bushing  
Less Set Screw  
2 7/8" H x 1 1/4" Dia.  
250W-250V



**80-1266**  
3 Terminal (2 Circuit) Turn Knob  
1/8 IP Cap w/Metal Bushing  
Less Set Screw  
2 7/8" H x 1 1/4" Dia.  
250W-250V



**80-1109** 1/8 IP Cap  
**80-1927** 1/4 IP Cap  
3 Way Turn Knob w/Metal Bushing  
Less Set Screw  
2 7/8" H x 1 1/4" Dia.  
250W-250V



**80-1111** Short Keyless-With Set Screw  
**90-458** Short Keyless-With Set Screw  
1/8 IP Cap w/Plastic Bushing  
2 1/4" H x 1 1/4" Dia.  
660W-250V



**80-2279** Full Size Keyless  
1/8 IP Cap w/Metal Bushing  
Less Set Screw  
2 3/4" H x 1 1/4" Dia.  
660W-250V



## Medium Base Sockets Phenolic, Full Uno-Thread & Ring



**80-1265**  
3 Way Turn Knob  
1/8 IP Cap w/Metal Bushing  
Less Set Screw  
2 7/8" H x 1 5/16" Dia.  
250W-250V



**80-1070**  
On-Off Turn Knob  
1/8 IP Cap w/Metal Bushing  
Less Set Screw  
2 7/8" H x 1 5/16" Dia.  
250W-250V



**80-1069**  
3 Terminal (2 Circuit) Turn Knob  
1/8 IP Cap w/Metal Bushing  
Less Set Screw  
2 7/8" H x 1 5/16" Dia.  
250W-250V



**80-1072**  
Short Keyless  
1/8 IP Cap w/Plastic Bushing  
Less Set Screw  
2 1/4" H x 1 5/16" Dia.  
660W-250V



**80-1071**  
Push Thru  
1/8 IP Cap w/Metal Bushing  
Less Set Screw  
2 7/8" H x 1 5/16" Dia.  
660W-250V



**80-1068** Brass  
**80-1640** Nickel  
On-Off Pull Chain  
1/8 IP Cap w/Metal Bushing  
Less Set Screw  
2 7/8" H x 1 5/16" Dia.  
660W-250V



**80-1759**  
3 Terminal (2 Circuit) Keyless  
1/8 IP Cap w/Set Screw  
& Plastic Bushing  
2 3/4" H x 1 5/16" Dia.  
660W-250V



**80-2448**  
Short Keyless w/Set Screw  
1/4 IP Cap & Plastic Bushing  
2 1/4" H x 1 5/16" Dia.  
660W-250V



**80-2280**  
Full Size Keyless  
1/8 IP Cap w/Metal Bushing  
Less Set Screw  
2 3/4" H x 1 5/16" Dia.  
660W-250V



**80-2530** White  
Short Keyless  
1/8 IP Cap w/Plastic Bushing With Set Screw  
2 1/4" H x 1 5/16" Dia.  
660W-250V



**80-1389**  
Uno Ring  
1 5/16" ID - 2 1/8" OD

# SOCKETS & LAMPHOLDERS

## Medium Base Sockets

Phenolic, 1/2 Uno Thread—Caps & Shells Only



**80-1106**  
Push-Thru  
1/8 IP Cap w/Metal Bushing  
Less Set Screw  
2 7/8" H x 1 1/4" Dia.  
660W-250V



**80-1105**  
Brass On-Off Pull Chain  
1/8 IP Cap w/Metal Bushing  
Less Set Screw  
2 7/8" H x 1 1/4" Dia.  
660W-250V



**80-1107**  
3 Terminal (2 Circuit) Turn Knob  
1/8 IP Cap w/Metal Bushing  
Less Set Screw  
2 7/8" H x 1 1/4" Dia.  
250W-250V



**80-1104**  
3 Way Turn Knob  
1/8 IP Cap w/Metal Bushing  
Less Set Screw  
2 7/8" H x 1 1/4" Dia.  
250W-250V



**80-1641**  
1/8 IP CAP ONLY  
w/Metal Bushing  
Less Set Screw  
For Turn Knob &  
Pull Chain Sockets



**80-2201**  
1/8 IP CAP ONLY  
w/Set Screw  
For Push Thru  
w/Plastic Bushing



**80-2202**  
1/8 IP CAP ONLY  
Less Set Screw  
For Short Keyless  
w/Plastic Bushing



**80-2135**  
1/8 IP CAP ONLY  
w/Set Screw  
For Turn Knob & Pull Chain  
w/Plastic Bushing



**80-1267**  
1/4 IP CAP ONLY  
w/Metal Bushing  
Less Set Screw For Turn Knob &  
Pull Chain Sockets



**80-2150**  
1/4 IP CAP ONLY  
w/Metal Bushing  
w/set screw  
For Push Thru



**80-2540**  
1/4 IP CAP ONLY  
w/Set Screw  
For Short Keyless



**80-2199**  
SHELL ONLY  
For 1/2 Uno-Thread



**80-2200**  
SHELL ONLY  
For Full Uno-Thread



# GU24 Base Sockets Phenolic, Push-In Terminals

**SOCKETS & LAMP HOLDERS**

## Smooth Phenolic (3 Piece)



**80-2061**  
Keyless  
1/8 IP Cap w/Set Screw  
2" H x 1 1/2" Dia.  
660W-250V



**80-2062**  
On-Off Turn Knob  
1/8 IP Cap w/Set Screw  
2 1/4" H x 1 1/2" Dia.  
660W-250V



**80-2070**  
Push-Thru  
1/8 IP Cap w/Set Screw  
2 1/4" H x 1 1/2" Dia.  
660W-250V

## With Uno-Thread & Ring (4 Piece)



**80-2067**  
Keyless  
1/8 IP Cap w/Set Screw  
2 1/4" H x 1 1/2" Dia.  
660W-250V



**80-2068**  
On-Off Turn Knob  
1/8 IP Cap w/Set Screw  
2 3/4" H x 1 1/2" Dia.  
660W-250V



**80-2071**  
Push Thru  
1/8 IP Cap w/Set Screw  
2 1/2" H x 1 1/2" Dia.  
660W-250V

## Must Use Twisted & Tinned Wire



**S9216**  
9.8A19  
LED GU24 Base  
Dimmable, 300°,  
2700K, 800 Lumens  
9.8W-120V



**GU24  
Connection**



**Push-In  
Quick Terminals**



**S8203**  
13 T2 Spiral  
2700K  
13W-120V

# SOCKETS & LAMPHOLDERS

## GU24 Base Sockets

Phenolic, Pre-Wired 60" Leads



### Smooth Phenolic (3 Piece)



**80-2064**  
Keyless  
1/8 IP Cap  
60" 18/2 SPT-1  
105° Clear Silver Wire  
Strip 3/4" Slit 1 1/2"  
2" H x 1 1/2" Dia.  
660W-250V



**80-2065**  
On-Off Turn Knob  
1/8 IP Cap  
60" 18/2 SPT-1  
105° Clear Silver Wire  
Strip 3/4" Slit 1 1/2"  
2 1/4" H x 1 1/2" Dia.  
660W-250V



**80-2072**  
Push Thru  
1/8 IP Cap  
60" 18/2 SPT-1  
105° Clear Silver Wire  
Strip 3/4" Slit 1 1/2"  
2 1/4" H x 1 1/2" Dia.  
660W-250V

**GU24  
BASE**

### LED - GU24 Base



**S9111**  
10A19  
2700K - Dimmable  
800 Lumens  
10W-120V



**S9216**  
9.8A19  
LED GU24 Base  
Dimmable, 300°,  
2700K, 800 Lumens  
9.8W-120V

### Compact Fluorescents - GU24 Base



**S8227**  
Squat Spiral  
13W GU24 Non-dimming  
2700K, 850 Lumens  
13W-120V

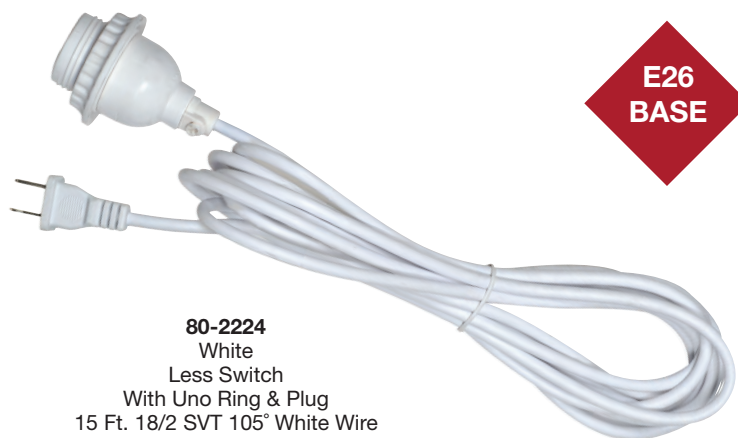


**S8205**  
18W GU24 Non-dimming  
2700K, 1200 Lumens  
18W-120V

### Threaded Phenolic Medium Base Sockets - Prewired (660W-250V)



**80-2223**  
White  
With Switch 20" from Socket  
With Uno Ring & Plug  
15 Ft. 18/2 SVT 105° White Wire



**80-2224**  
White  
Less Switch  
With Uno Ring & Plug  
15 Ft. 18/2 SVT 105° White Wire

**E26  
BASE**





# Medium Base Sockets Screw Terminals, Paper Liner

## Turn Knob Sockets With Paper Liner



**90-1153**  
2"  
3 Way Turn Knob  
Screw Terminals  
1/8 IP Inside Extrusion  
w/Paper Liner  
250W-250V



**80-2034**  
2 1/2"  
3 Terminal (2 Circuit)  
Turn Knob  
1/8 IP Inside Extrusion  
w/Paper Liner  
250W-250V



**90-1152**  
2"  
On-Off Turn Knob  
Screw Terminals  
1/8 IP Inside Extrusion  
w/Paper Liner  
250W-250V



**90-424**  
4" to 5 1/2" Adjustable  
On-Off Turn Knob  
Screw Terminals  
w/Paper Liner  
1/8 IP Inside Extrusion  
250W-250V

## Keyless Sockets With Paper Liner



**90-405**  
2" Keyless  
Screw Terminals  
1/8 IP w/Paper Liner  
660W-250V



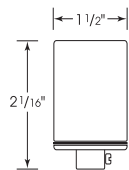
**80-1337**  
3" Keyless  
Screw Terminals  
1/8 IP w/Paper Liner  
660W-250V



**90-404**  
4" to 5-1/2" Keyless  
1/8 IP Screw Terminals  
w/Paper Liner  
660W-250V

# SOCKETS & LAMPHOLDERS

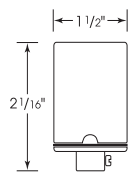
## Medium Base Lampholders Porcelain—Screw Terminals



**80-1214**  
Glazed  
660W-250V

### Keyless Porcelain Socket w/Metal Cap 1/8 IP

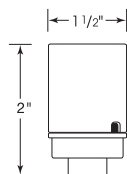
| Cat No. | Terminal | Cap             | Screw Shell | Master   |
|---------|----------|-----------------|-------------|----------|
| 80-1214 | Screw    | Metal - 1/8 IPS | CSSNP       | 200 Bulk |
| 90-409  | Screw    | Metal - 1/8 IPS | CSSNP       | 200/10   |



**80-2047**  
Glazed  
660W-250V

### Keyless Porcelain Socket w/2 Wireways & Metal Cap 1/8 IP Cap

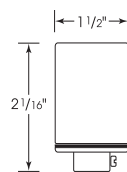
| Cat No. | Terminal | Cap             | Screw Shell | Master |
|---------|----------|-----------------|-------------|--------|
| 80-2047 | Screw    | Metal - 1/8 IPS | CSSNP       | 200/10 |



**80-1150**  
Unglazed  
660W-250V

### Keyless Porcelain Socket w/Phenolic 1/8 IP Cap, w/One Screw

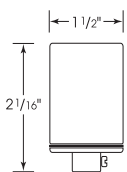
| Cat No. | Terminal | Cap                | Screw Shell | Master |
|---------|----------|--------------------|-------------|--------|
| 80-1150 | Screw    | Phenolic - 1/8 IPS | CSSNP       | 200    |



**80-1078**  
Glazed  
660W-250V

### Keyless Porcelain Socket w/Metal 1/4 IP Cap

| Cat No. | Terminal | Cap             | Screw Shell | Master   |
|---------|----------|-----------------|-------------|----------|
| 80-1078 | Screw    | Metal - 1/4 IPS | CSSNP       | 200 Bulk |
| 90-1706 | Screw    | Metal - 1/4 IPS | CSSNP       | 200/10   |



**90-1707**  
Glazed  
660W-250V

### Keyless 3 Terminal Grounded Porcelain Socket w/Metal Cap

| Cat No. | Terminal  | Cap             | Screw Shell | Master |
|---------|-----------|-----------------|-------------|--------|
| 90-1707 | 3 - Screw | Metal - 1/8 IPS | CSSNP       | 200/10 |
| 80-1318 | 3 - Screw | Metal - 1/4 IPS | CSSNP       | 200/10 |
| 80-2359 | 3 - Screw | Less Cap        | CSSNP       | 200    |

### Metal Caps w/Set Screw



**80-1677**  
1/8 IP



**80-1678**  
1/4 IP



**80-1306**  
Paper Insulator Only



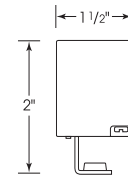
# Medium Base Lampholders

## Porcelain—Screw Terminals

SOCKETS & LAMP HOLDERS

### Porcelain Socket w/Hickey

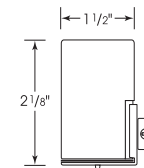
| Cat No. | Terminal | Hickey  | Screw Shell    | Master |
|---------|----------|---------|----------------|--------|
| 90-419  | Screw    | 1/8 IPS | Aluminum       | 200/10 |
| 80-2089 | Screw    | 1/4 IPS | Aluminum       | 200/10 |
| 80-2120 | Screw    | 1/8 IPS | CSSNP (Glazed) | 200/10 |



**90-419**  
Unglazed  
660W-250V

### Porcelain Socket w/Side Outlet & Bushing

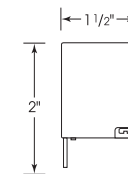
| Cat No. | Terminal | Bushing | Screw Shell | Master   |
|---------|----------|---------|-------------|----------|
| 80-1083 | Screw    | 1/8 IPS | CSSNP       | 200 Bulk |
| 90-1108 | Screw    | 1/8 IPS | CSSNP       | 100/10   |



**80-1083**  
Glazed  
660W-250V

### Porcelain Socket w/"L" Bracket

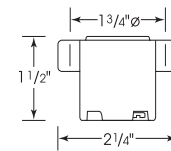
| Cat No. | Terminal | Bracket                | Screw Shell | Master |
|---------|----------|------------------------|-------------|--------|
| 80-1925 | Screw    | L Bracket w/ 8/32 Hole | CSSNP       | 200/10 |



**80-1925**  
Unglazed  
660W-250V

### Keyless Porcelain One Piece Sign Socket

| Cat No. | Terminal | Flange/Bushing   | Screw Shell | Master   |
|---------|----------|------------------|-------------|----------|
| 80-1097 | Screw    | Top 2 #8-32      | CSSNP       | 100 Bulk |
| 80-1149 | Screw    | Center / 2 #8-32 | CSSNP       | 200/10   |



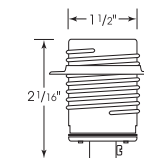
**80-1097**  
Glazed  
660W-250V



**80-1149**

### Keyless Threaded Porcelain Socket w/Cap & Ring

| Cat No. | Terminal | Cap     | Screw Shell | Master   |
|---------|----------|---------|-------------|----------|
| 80-1073 | Screw    | 1/8 IPS | CSSNP       | 200 Bulk |
| 80-1075 | Screw    | 1/4 IPS | CSSNP       | 200/10   |
| 90-1074 | Screw    | 1/8 IPS | CSSNP       | 100/10   |



**90-1074**  
Glazed  
660W-250V

### Rings



**80-1076**

Metal Ring for Threaded Socket, Dia. 2 1/4"  
Inner Dia. 1 1/2", Outer Dia. 2 1/4"

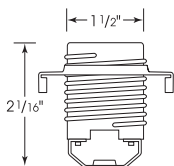


**80-1074**

White Die Cast Ring for Threaded Socket  
Inner Dia. 1 1/2", Outer Dia. 2"

## Medium Base Lampholders

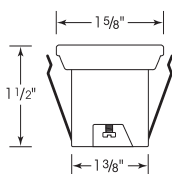
### Porcelain—Screw Terminals



#### Keyless Threaded Porcelain Socket w/Hickey & Ring

| Cat No. | Terminal | Hickey  | Screw Shell | Master |
|---------|----------|---------|-------------|--------|
| 80-1679 | Screw    | 1/8 IPS | CSSNP       | 100/10 |

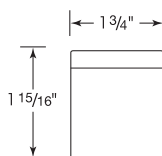
**80-1679**  
Glazed  
660W-250V



#### Keyless Porcelain w/Flange & Double Clip

| Cat No. | Terminal | Clip   | Screw Shell | Master |
|---------|----------|--------|-------------|--------|
| 80-2032 | Screw    | Double | CSSNP       | 100/10 |

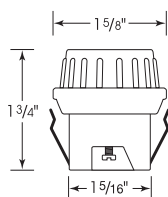
**80-2032**  
Unglazed  
660W-250V



#### 2 Piece Keyless Porcelain Socket w/Fiber & 1/8 IP Slip Hole

| Cat No. | Terminal | Clip          | Screw Shell | Master |
|---------|----------|---------------|-------------|--------|
| 80-2243 | Screw    | 2 Piece Shell | CSSNP       | 200/1  |

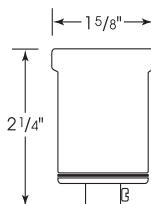
**80-2243**  
Unglazed  
660W-250V



#### Keyless Porcelain Socket w/Double Snap-In Clip

| Cat No. | Terminal | Clip   | Screw Shell | Master |
|---------|----------|--------|-------------|--------|
| 80-1680 | Screw    | Double | CSSNP       | 100/10 |

**80-1680**  
Glazed  
660W-250V



#### Keyless Porcelain Beaded Body Socket w/Flange & 1/8 IP Cap

| Cat No. | Terminal | Cap     | Screw Shell | Master |
|---------|----------|---------|-------------|--------|
| 80-1682 | Screw    | 1/8 IPS | CSSNP       | 200/10 |

**80-1682**  
Glazed  
660W-250V

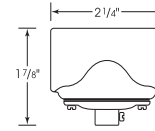


# Medium Base Lampholders

## Porcelain—Screw Terminals

### Twin Porcelain Socket w/Flange Bushing Cap

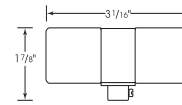
| Cat No. | Terminal | Cap     | Screw Shell | Master   |
|---------|----------|---------|-------------|----------|
| 90-1109 | Screw    | 1/8 IPS | CSSNP       | 100/10   |
| 80-1225 | Screw    | 1/8 IPS | CSSNP       | 100 Bulk |



**90-1109**  
Glazed  
660W-250V

### Twin Porcelain Socket w/Single Bushing Strap

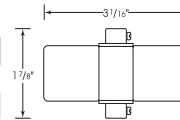
| Cat No. | Terminal | Bushing | Screw Shell | Master   |
|---------|----------|---------|-------------|----------|
| 90-1110 | Screw    | 1/8 IPS | CSSNP       | 100/10   |
| 80-1226 | Screw    | 1/8 IPS | CSSNP       | 100 Bulk |



**90-1110**  
Glazed  
660W-250V

### Twin Porcelain Socket w/Double Bushing Strap

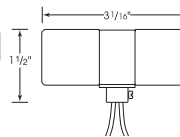
| Cat No. | Terminal | Bushing | Screw Shell | Master   |
|---------|----------|---------|-------------|----------|
| 90-1708 | Screw    | 1/8 IPS | CSSNP       | 100/10   |
| 80-1080 | Screw    | 1/8 IPS | CSSNP       | 100 Bulk |



**90-1708**  
Glazed  
660W-250V

### Twin Porcelain Socket w/Double Bushing Strap & Leads

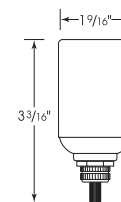
| Cat No. | Leads        | Bushing | Screw Shell | Master   |
|---------|--------------|---------|-------------|----------|
| 80-2551 | 24" AWM 125" | 1/8 IPS | CSSNP       | 100 Bulk |



**80-2551**  
Glazed  
660W-250V

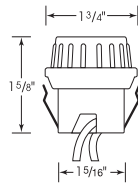
### Porcelain Bottom Turn Knob Socket

| Cat No. | Terminal | Switch    | Screw Shell | Master |
|---------|----------|-----------|-------------|--------|
| 80-1157 | Screw    | Turn Knob | CSSNP       | 100/10 |



**80-1157**  
Unglazed  
660W-250V

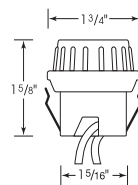
## Medium Base Lampholders Porcelain—Pre-Wired



**90-1107**  
Unglazed  
660W-250V

### Keyless Porcelain Socket w/Double Snap-In Clip

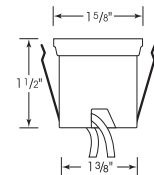
| Cat No. | Leads           | Clip   | Screw Shell | Master |
|---------|-----------------|--------|-------------|--------|
| 90-1107 | 8" AWM B/W 105° | Double | CSSNP       | 100/10 |



**80-1691**  
Unglazed  
660W-250V

### Keyless Porcelain Socket w/Double Snap-In Clip High Temperature Leads

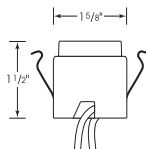
| Cat No. | Leads                | Clip   | Screw Shell | Master |
|---------|----------------------|--------|-------------|--------|
| 80-1691 | 9 1/2" SF-1 B/W 200° | Double | CSSNP       | 200/10 |
| 80-2370 | 60" SF-2 B/W 200°    | Double | CSSNP       | 50/1   |



**80-1531**  
Unglazed  
660W-250V

### Keyless Porcelain Socket w/Flange & Double Snap-In Clip

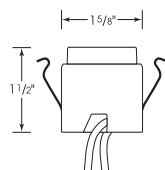
| Cat No. | Leads           | Clip   | Screw Shell | Master |
|---------|-----------------|--------|-------------|--------|
| 80-1531 | 8" AWM B/W 105° | Double | CSSNP       | 100/10 |



**80-1212**  
Unglazed  
660W-250V

### Keyless Porcelain Socket w/Adapter & Double Snap-In Clip

| Cat No. | Leads            | Clip   | Screw Shell | Master   |
|---------|------------------|--------|-------------|----------|
| 80-1212 | 10" AWM B/W 150° | Double | CSSNP       | 100 Bulk |



**80-1263**  
Unglazed  
660W-250V

### Keyless Porcelain Socket w/Rim & Double Snap-In Clip

| Cat No. | Leads            | Clip   | Screw Shell | Master   |
|---------|------------------|--------|-------------|----------|
| 80-1263 | 28" AWM B/W 150° | Double | CSSNP       | 200 Bulk |



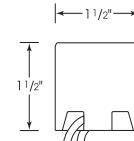
# Medium Base Lampholders

## Porcelain – Pre-Wired

SOCKETS & LAMP HOLDERS

### Keyless Porcelain Socket - Unglazed w/Wireway

| Cat No. | Leads               | Mount       | Screw Shell | Master   |
|---------|---------------------|-------------|-------------|----------|
| 80-1155 | 8 1/2" AWM B/W 105° | (1) Bushing | Bronze      | 200 Bulk |



**80-1155**  
Unglazed  
660W-250V

### Keyless Porcelain Socket - Glazed w/Paper Liner

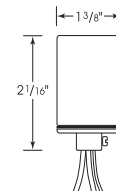
| Cat No. | Leads           | Mount         | Screw Shell | Master |
|---------|-----------------|---------------|-------------|--------|
| 90-2621 | 9" AWM B/W 105° | 2-6/32 Screws | CSSNP       | 200/10 |



**90-2621**

### Keyless Porcelain Socket 1/4 IP Cap w/Set Screw

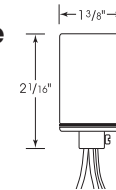
| Cat No. | Leads                   | Cap     | Screw Shell | Master   |
|---------|-------------------------|---------|-------------|----------|
| 80-1113 | 20" AWM B/W 150° w/grd. | 1/4 IPS | CSSNP       | 200 Bulk |



**80-1113**  
Glazed  
660W-250V

### Keyless Porcelain Socket 1/8 IP Cap w/Set Screw & 61" Groundwire

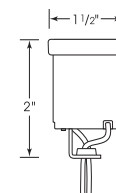
| Cat No. | Leads            | Cap    | Screw Shell | Master   |
|---------|------------------|--------|-------------|----------|
| 80-1202 | 61" AWM B/W 150° | 1/8 IP | CSSNP       | 100 Bulk |
| 80-2371 | 61" AWM B/W 150° | 1/4 IP | CSSNP       | 100 Bulk |



**80-1202**  
Unglazed  
660W-250V

### Keyless Porcelain Socket w/Black Rim & Hickey

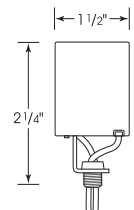
| Cat No. | Leads           | Hickey  | Screw Shell | Master |
|---------|-----------------|---------|-------------|--------|
| 80-1685 | 9" AWM B/W 105° | 1/8 IPS | CSSNP       | 200/10 |



**80-1685**  
Unglazed  
660W-250V

### Keyless Porcelain Socket w/Hickey & Nipple

| Cat No. | Leads            | Hickey                                 | Screw Shell | Master   |
|---------|------------------|--|-------------|----------|
| 80-1708 | 24" AWM B/W 125° | 1/2" Hickey & 1/8 IPS Nipple 3/8" Long | Aluminum    | 200 Bulk |

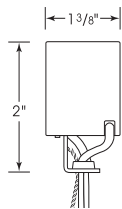


**80-1708**  
Unglazed  
660W-250V

## Medium Base Lampholders Porcelain—Pre-Wired



**80-1317**  
Glazed  
660W-250V

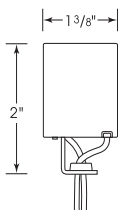


### Keyless Porcelain Socket w/Hickey

| Cat No. | Leads                        | Hickey         | Screw Shell | Master   |
|---------|------------------------------|----------------|-------------|----------|
| 80-1317 | 72" SPT-1 105° Gold w/grd.   | 1/8 IPS - 3/8" | CSSNP       | 100/10   |
| 80-2197 | 48" SPT-1 105° Silver w/grd. | 1/8 IPS - 3/8" | CSSNP       | 100 Bulk |



**80-1223**  
Unglazed  
660W-250V

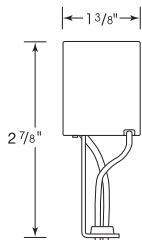


### Keyless Porcelain Socket w/Hickey

| Cat No. | Leads            | Hickey         | Screw Shell | Master |
|---------|------------------|----------------|-------------|--------|
| 80-1223 | 18" AWM B/W 150° | 1/8 IPS - 1/2" | CSSNP       | 200/10 |



**80-1224**  
Unglazed  
660W-250V

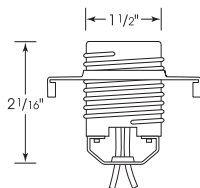


### Keyless Porcelain Socket w/Hickey

| Cat No. | Leads            | Hickey           | Screw Shell | Master |
|---------|------------------|------------------|-------------|--------|
| 80-1224 | 18" AWM B/W 150° | 1/8 IPS - 1-1/2" | Aluminum    | 200/10 |



**80-1768**  
Glazed  
660W-250V

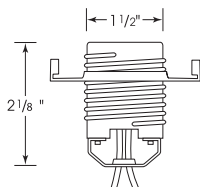


### Keyless Threaded Porcelain Socket w/Hickey & Ring

| Cat No. | Leads            | Hickey         | Screw Shell | Master |
|---------|------------------|----------------|-------------|--------|
| 80-1768 | 26" AWM B/W 125° | 1/8 IPS - 1/2" | CSSNP       | 100/10 |



**80-2369**  
Unglazed  
660W-250V



### Keyless Threaded Porcelain Socket w/ 1/4 IP Cap & Ring / Strain Relief

| Cat No. | Leads                      | Hickey         | Screw Shell | Master |
|---------|----------------------------|----------------|-------------|--------|
| 80-2369 | 12 ft. 18/3 SVT White 105° | 1/4 IPS - 1/2" | CSSNP       | 50/1   |





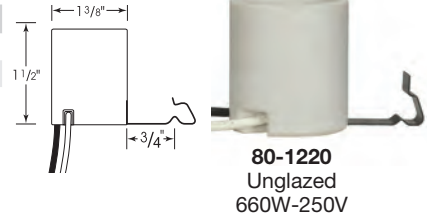
# Medium Base Lampholders

## Porcelain — Pre-Wired

SOCKETS & LAMP HOLDERS

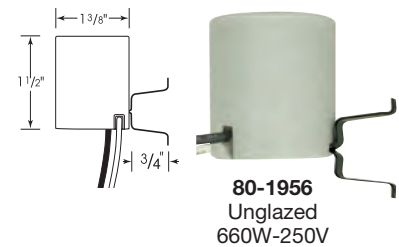
### Keyless Porcelain Socket w/Snap-In Clip

| Cat No. | Leads                        | Clip                     | Screw Shell    | Master |
|---------|------------------------------|--------------------------|----------------|--------|
| 80-1220 | 12" AWM B/W 150°             | Extends 3/4" from Socket | CSSNP          | 200/10 |
| 80-2128 | 12" AWM B/W 150° w/Grd. Wire | Extends 3/4" from Socket | CSSNP (Glazed) | 200/10 |



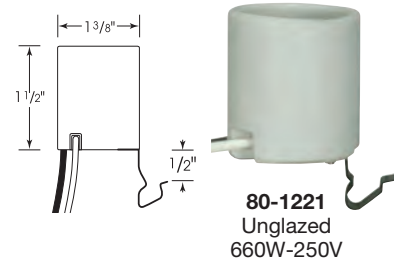
### Keyless Porcelain Socket w/Snap-In Double Spring Clip

| Cat No. | Leads            | Clip                     | Screw Shell | Master |
|---------|------------------|--------------------------|-------------|--------|
| 80-1956 | 12" AWM B/W 150° | Extends 3/4" from Socket | CSSNP       | 100/10 |



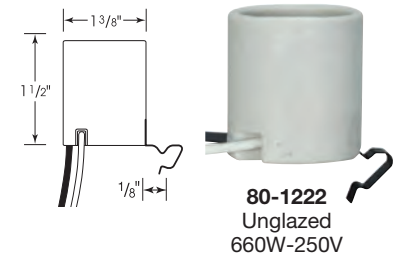
### Keyless Porcelain Socket w/Snap-In Clip

| Cat No. | Leads            | Clip                     | Screw Shell | Master   |
|---------|------------------|--------------------------|-------------|----------|
| 80-1221 | 12" AWM B/W 150° | Extends 1/2" from Socket | Aluminum    | 200 Bulk |



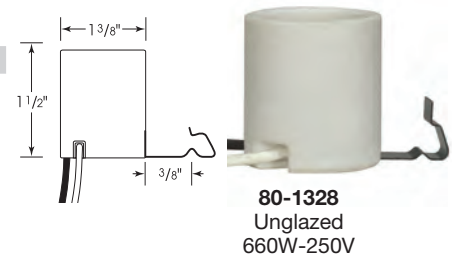
### Keyless Porcelain Socket w/Snap-In Clip

| Cat No. | Leads            | Clip                     | Screw Shell | Master   |
|---------|------------------|--------------------------|-------------|----------|
| 80-1222 | 12" AWM B/W 150° | Extends 1/8" from Socket | Aluminum    | 200 Bulk |
| 80-2652 | 12" AWM B/W 150° | Extends 1/8" from Socket | Aluminum    | 200 Bulk |



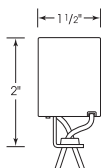
### Keyless Porcelain Socket w/Snap-In Clip

| Cat No. | Leads           | Clip                     | Screw Shell | Master |
|---------|-----------------|--------------------------|-------------|--------|
| 80-1328 | 9" AWM B/W 150° | Extends 3/8" from Socket | CSSNP       | 200/10 |



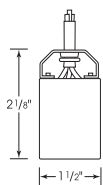
# SOCKETS & LAMPHOLDERS

## Medium Base Lampholders Porcelain—Pre-Wired



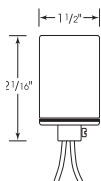
### Keyless Porcelain Socket w/Hickey

| Cat No. | Leads            | Hickey        | Screw Shell | Master   |
|---------|------------------|---------------|-------------|----------|
| 90-760  | 10" AWM B/W 105° | 1/8 IPS - PTH | Aluminum    | 200/10   |
| 90-466  | 16" AWM B/W 105° | 1/8 IPS - PTH | Aluminum    | 200/10   |
| 90-759  | 24" AWM B/W 105° | 1/8 IPS - PTH | Aluminum    | 200/10   |
| 80-2182 | 20" AWM B/W 125° | 1/8 IPS - PTH | Aluminum    | 200 Bulk |
| 80-2041 | 36" AWM B/W 125° | 1/8 IPS - PTH | CSSNP       | 100/1    |
| 80-2042 | 48" AWM B/W 125° | 1/8 IPS - PTH | CSSNP       | 100/1    |



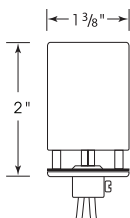
### Keyless Porcelain Socket w/Hickey, Strain Relief & Fiber Sleaving w/Ground Wire

| Cat No. | Leads                     | Hickey            | Screw Shell | Master |
|---------|---------------------------|-------------------|-------------|--------|
| 90-1563 | 8 Ft. 18/3 SVT White 105° | 1/8 IPS U Bracket | Aluminum    | 50/1   |
| 90-1564 | 8 Ft. 18/3 SVT Black 105° | 1/8 IPS U Bracket | Aluminum    | 50/1   |



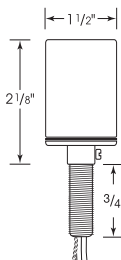
### Keyless Porcelain Socket w/ 1/8 IP Cap

| Cat No. | Leads            | Cap     | Screw Shell | Master |
|---------|------------------|---------|-------------|--------|
| 80-1313 | 9" AWM B/W 150°  | 1/8 IPS | CSSNP       | 100/10 |
| 80-1315 | 24" AWM B/W 150° | 1/8 IPS | CSSNP       | 100/10 |
| 80-1278 | 30" AWM B/W 105° | 1/8 IPS | CSSNP       | 100/10 |
| 80-1316 | 36" AWM B/W 150° | 1/8 IPS | CSSNP       | 100/10 |



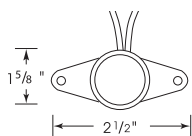
### Keyless Porcelain Socket w/ 1/8 IP Cap

| Cat No. | Leads                      | Cap     | Screw Shell | Master |
|---------|----------------------------|---------|-------------|--------|
| 80-2384 | 6 ft. 18/3 SVT Silver 105° | 1/8 IPS | CSSNP       | 50     |



### Keyless Porcelain Socket w/ 1/8 IP Cap & Nipple

| Cat No. | Leads                                | Cap                   | Screw Shell | Master   |
|---------|--------------------------------------|-----------------------|-------------|----------|
| 90-1150 | 48" 18/2 SPT-1 Gold 105° w/Grd. Wire | 3/4" Nipple - 1/8 IPS | CSSNP       | 100 Bulk |



### Keyless Porcelain Recessed Socket w/Pre-Wired—2" Center & w/Wireway

| Cat No. | Leads            | Mounting           | Screw Shell | Master |
|---------|------------------|--------------------|-------------|--------|
| 80-2164 | 6" AWM B/W 150°  | Two Mounting Holes | CSSNP       | 100/10 |
| 80-2239 | 4" SF-1 B/W 200° | Two Mounting Holes | CSSNP       | 100/1  |



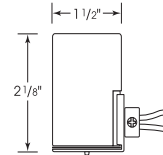
# Medium Base Lampholders

## Porcelain—Pre-Wired Sockets

SOCKETS & LAMP HOLDERS

### Keyless Porcelain Socket w/Side Mount Bushing

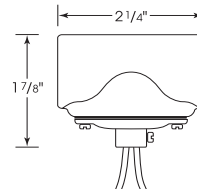
| Cat No. | Leads                            | Cap     | Screw Shell | Master |
|---------|----------------------------------|---------|-------------|--------|
| 80-1330 | 9" AWM B/W 150°                  | 1/8 IPS | CSSNP       | 100/10 |
| 80-1445 | 12" AWM B/W 105°                 | 1/8 IPS | CSSNP       | 200/10 |
| 80-1329 | 36" - 18/2 SPT-2 105° Clear Gold | 1/8 IPS | CSSNP       | 100/10 |



**80-1330**  
Glazed  
660W-250V

### Twin Porcelain Socket w/Flange Bushing Cap


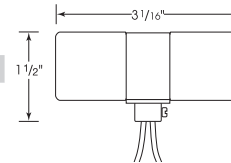
| Cat No. | Leads           | Cap     | Screw Shell | Master |
|---------|-----------------|---------|-------------|--------|
| 80-1314 | 9" AWM B/W 150° | 1/8 IPS | CSSNP       | 100/10 |



**80-1314**  
Glazed  
660W-250V

### Twin Porcelain Socket w/Top Bracket Pre-Wired


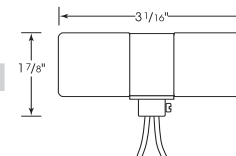
| Cat No. | Leads           | Cap     | Screw Shell | Master |
|---------|-----------------|---------|-------------|--------|
| 80-2492 | 9" AWM B/W 150° | 1/8 IPS | CSSNP       | 100/10 |



**80-2492**  
Glazed  
660W-250V

### Twin 2 Circuit-3 Wire Porcelain Socket w/Single 1/8 IP Bushing

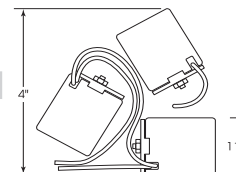
| Cat No. | Leads        | Cap     | Screw Shell | Master |
|---------|--------------|---------|-------------|--------|
| 80-1081 | 24" AWM 150° | 1/8 IPS | CSSNP       | 100/10 |



**80-1081**  
Glazed  
660W-250V

### Three Light Porcelain Socket w/ 1/8 IP Slip Hole w/Metal Strap

| Cat No. | Leads        | Screw Shell | Master   |
|---------|--------------|-------------|----------|
| 80-1082 | 24" AWM 150° | Aluminum    | 100 Bulk |

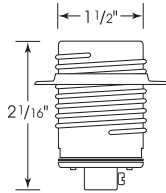


**80-1082**  
Glazed  
660W-250V

# SOCKETS & LAMP HOLDERS

## Medium Base Lampholders

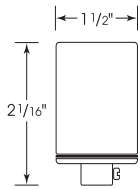
Porcelain—4KV Pulse Rated w/Screw Terminals



**80-1647**  
Unglazed  
660W-600V

### Keyless Threaded Porcelain Socket w/ 1/8 IP Cap, Ring & Spring Contact for 4KV

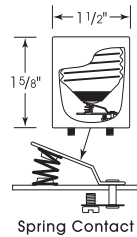
| Cat No. | Terminal | Cap     | Screw Shell | Master |
|---------|----------|---------|-------------|--------|
| 80-1647 | Screw    | 1/8 IPS | CSSNP       | 100/1  |



**80-1870**  
Glazed  
660W-600V

### Keyless Smooth Porcelain Socket w/Spring Contact for 4KV & 1/8 IP Cap

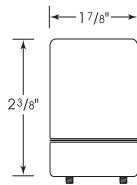
| Cat No. | Terminal | Cap     | Screw Shell | Master |
|---------|----------|---------|-------------|--------|
| 80-1870 | Screw    | 1/8 IPS | CSSNP       | 100/10 |



**80-1681**  
Glazed  
660W-250V

### Keyless Porcelain Socket w/Spring Contact For 4KV & Reinforced Screw Shell w/Washers (w/2 6-32 Screws) 7/8" Center to Center

| Cat No. | Terminal | Cap | Screw Shell | Master |
|---------|----------|-----|-------------|--------|
| 80-1681 | Screw    | No  | CSSNP       | 100/10 |



**80-1793**  
Glazed  
660W-600V

### Keyless Two-Piece Heavy Duty Porcelain Socket w/Mounting Screws Assembled 1 1/4" On Center

| Cat No. | Terminal | Cord Hole       | Screw Shell | Master |
|---------|----------|-----------------|-------------|--------|
| 80-1793 | Screw    | 7/16" Slip Hole | CSSNP       | 100/10 |

#### Metal Rings for Threaded Socket



**80-1076**  
Metal Ring for  
Threaded Socket  
1 1/2" ID x 2 1/4" OD



**80-1074**  
White Die  
Cast Ring for Threaded Socket  
1 1/2" ID x 2" OD

#### Metal Caps w/Set Screw



**80-1677**  
1/8 IP



**80-1678**  
1/4 IP



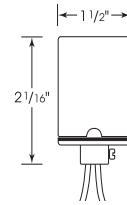
# Medium Base Lampholders

## Porcelain—4KV Pulse Rated Pre-Wired

**SOCKETS & LAMP HOLDERS**

### Keyless Porcelain Socket 1/8 IP Cap w/Side Notches, 2 Wireways & Spring Contact For 4KV

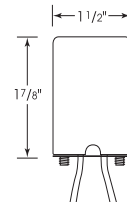
| Cat No. | Leads                  | Cap     | Screw Shell | Master |
|---------|------------------------|---------|-------------|--------|
| 80-1614 | 18" 18GA SF-2 B/W 200° | 1/8 IPS | CSSNP       | 100/10 |
| 80-2092 | 36" 18GA SF-2 B/W 200° | 1/8 IPS | CSSNP       | 100/1  |



**80-1614**  
Glazed  
660W-600V

### Keyless Porcelain Socket w/Paper Liner, 2 Mounting Screws Held Captive, 2 Wireways & Spring Contact For 4KV (w/2 6-32 Screws) 7/8" Center to Center

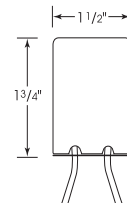
| Cat No. | Leads                  | Cap  | Screw Shell | Master |
|---------|------------------------|------|-------------|--------|
| 80-1689 | 18" 18GA SF-2 B/W 200° | Less | CSSNP       | 100/10 |
| 80-1700 | 36" 18GA SF-2 B/W 200° | Less | CSSNP       | 100/10 |
| 80-1877 | 48" 18GA SF-2 B/W 200° | Less | CSSNP       | 100/10 |



**80-1689**  
Glazed  
660W-600V

### Keyless Porcelain Socket w/Paper Liner 2 Bushings, 2 Wireways & Spring Contact For 4KV

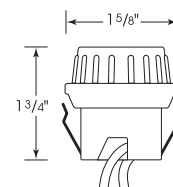
| Cat No. | Leads                  | Cap  | Screw Shell | Master |
|---------|------------------------|------|-------------|--------|
| 80-1734 | 9" 18GA SF-2 B/W 200°  | Less | CSSNP       | 100/10 |
| 80-1875 | 48" 18GA SF-2 B/W 200° | Less | CSSNP       | 100/10 |



**80-1734**  
Glazed  
660W-600V

### Keyless Porcelain Snap-In Bracket Socket For 4KV -No Spring Contact

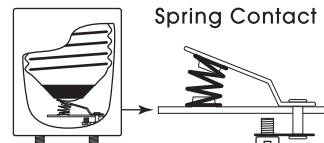
| Cat No. | Leads                 | Clip   | Screw Shell | Master |
|---------|-----------------------|--------|-------------|--------|
| 80-1674 | 9" 18GA SF-2 B/W 200° | Double | CSSNP       | 200/10 |



**80-1674**  
Unglazed  
660W-600V



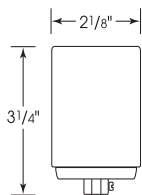
Lampholders rated at high wattage that require a pulse rating of 4KV (kilovolts) to start.



## Mogul Base Lampholders

Porcelain—4KV Pulse Rated E39 Base w/Screw Terminals

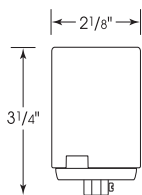
All w/Spring Contacts



### Keyless Porcelain Mogul Socket w/Metal 1/4 IP Cap

| Cat No. | Terminal | Cap            | Screw Shell | Master |
|---------|----------|----------------|-------------|--------|
| 90-429  | Screw    | 1/4 IPS - w/SS | CSSNP       | 50/1   |

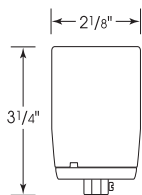
**90-429**  
Glazed  
1500W-600V



### Keyless Porcelain Mogul Socket w/Metal 1/4 IP Cap,

| Cat No. | Terminal | Cap            | Screw Shell | Master |
|---------|----------|----------------|-------------|--------|
| 80-1378 | Screw    | 1/4 IPS - w/SS | CSSNP       | 50/1   |

**80-1378**  
Glazed  
1500W-600V



### Keyless Porcelain Mogul Socket w/Metal 1/4 IP Cap,

| Cat No. | Terminal  | Cap            | Screw Shell | Master |
|---------|-----------|----------------|-------------|--------|
| 80-1307 | 3 - Screw | 1/4 IPS - w/SS | CSSNP       | 50/1   |

**80-1307**  
Glazed  
1500W-600V

### Metal Caps w/Set Screw



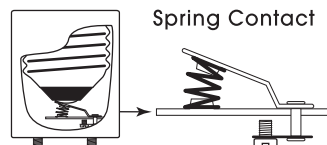
**80-1631**  
1/4 IP



**80-1665**  
3/8 IP



Lampholders rated at high wattage that require a pulse rating of 4KV (kilovolts) to start.



Spring Contact



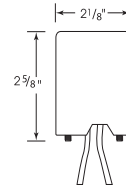
# Mogul Base Lampholders

Porcelain—4KV Pulse Rated E39 Base Pre-Wired  
All w/Spring Contacts

SOCKETS & LAMP HOLDERS

## Keyless Porcelain Mogul Socket, w/2 Mounting Screws Held Captive, 2 Wireways, 1/2" Strip Leads - 1 3/8" Center to Center

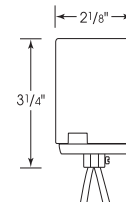
| Cat No. | Leads                  | Cap  | Screw Shell | Master |
|---------|------------------------|------|-------------|--------|
| 80-1376 | 10" 16GA SF-2 B/W 200° | Less | CSSNP       | 50/1   |
| 80-2093 | 24" 16GA SF-2 B/W 200° | Less | CSSNP       | 50/1   |



**80-1376**  
Glazed  
1500W-600V

## Keyless Porcelain Mogul Socket w/Metal 1/4 IP Cap, 2 Wireways - 1 3/8" Center to Center

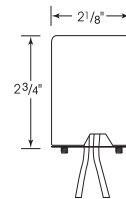
| Cat No. | Leads                  | Cap     | Screw Shell | Master |
|---------|------------------------|---------|-------------|--------|
| 80-1613 | 11" 16GA SF-2 B/W 200° | 1/4 IPS | CSSNP       | 50/1   |



**80-1613**  
Glazed  
1500W-600V

## Keyless Porcelain Mogul Socket, Fiber Gasket, 2 Mounting Screws Held Captive, 2 Wireways, Lug Leads - 1 3/8" Center to Center

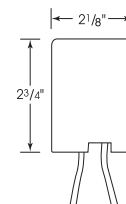
| Cat No. | Leads                  | Cap             | Screw Shell | Master |
|---------|------------------------|-----------------|-------------|--------|
| 80-1103 | 40" 14GA SF-2 B/W 200° | Fiber, Less Cap | CSSNP       | 50/1   |



**80-1103**  
Glazed  
1500W-600V

## Keyless Porcelain Mogul Socket, 2 8/32 Bushings, 2 Wireways, 1/2" Strip Leads - 1 3/8" Center to Center

| Cat No. | Leads                  | Cap  | Screw Shell | Master |
|---------|------------------------|------|-------------|--------|
| 80-1751 | 10" 14GA SF-2 B/W 200° | Less | CSSNP       | 50/1   |



**80-1751**  
Glazed  
1500W-600V

## Fiber Only For Mogul Sockets & Spring Contact

| Cat No. | Material                    | Size   | Master   |
|---------|-----------------------------|--------|----------|
| 80-2215 | Paper Insulator - w/2 Holes | 2 1/4" | 500 Bulk |



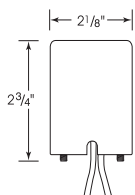
**80-2215**

# SOCKETS & LAMPHOLDERS

## Mogul Base Lampholders

Porcelain—4-5KV Pulse Rated E39 & EX39 Base Pre-Wired

All w/Spring Contacts

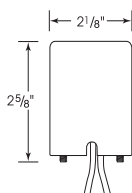


**80-1791**  
PINK Glazed  
1500W-600V  
EX39 Base

**Keyless Pink Porcelain Mogul Socket For Protective & Open HID Fixtures, 2 Mounting Screws Held Captive, 1/2" Strip Leads, 2 Wireways - 1 3/8" Center to Center**



| Cat No. | Leads                  | Cap  | Screw Shell | Master |
|---------|------------------------|------|-------------|--------|
| 80-1791 | 12" 16GA SF-2 B/W 200° | Less | CSSNP       | 50/1   |

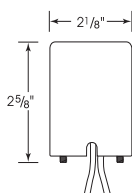


**80-2090**  
YELLOW Glazed  
1500W-600V  
E39 Base

**Keyless Porcelain Mogul Socket For Position Oriented HID Fixtures w/Body Notch For Correct Mounting, 2 Wireways, 2 Mounting Screws Held Captive - 1 3/8" Center to Center**



| Cat No. | Leads                  | Cap  | Screw Shell | Master |
|---------|------------------------|------|-------------|--------|
| 80-2090 | 12" 14GA SF-2 B/W 200° | Less | CSSNP       | 50/1   |

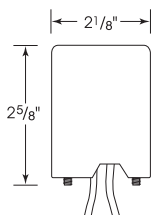


**80-1530**  
Glazed  
1500W-600V  
E39 Base

**Keyless Porcelain Mogul Socket, Mounting Screw Held Captive, 2 Wireways, 1/2" Strip leads - 1 3/8" Center to Center**



| Cat No. | Leads                  | Cap  | Screw Shell | Master |
|---------|------------------------|------|-------------|--------|
| 80-1530 | 30" 16GA SF-2 B/W 200° | Less | CSSNP       | 50/1   |



**80-1377**  
Glazed  
1500W-600V  
E39 Base

**Keyless Porcelain Mogul Socket, 2 Mounting Screws Held Captive, 2 Wireways, 1/2" Strip Leads, E39 Base - 1 3/8" Center to Center**



| Cat No. | Leads                  | Cap  | Screw Shell                   | Master |
|---------|------------------------|------|-------------------------------|--------|
| 80-1377 | 16" 14GA SF-2 B/W 200° | Less | CSSNP 2 #8/32 Screws 2 5/8" H | 50/1   |
| 80-2030 | 16" 14GA SF-2 B/W 200° | Less | CSSNP 2 #8/32 Screws 3" H     | 50/1   |
| 80-2031 | 16" 14GA SF-2 B/W 200° | Less | CSSNP 2 #8/32 Bushings 3" H   | 50/1   |

### Metal Caps w/Set Screw



**80-1631**  
1/4 IP



**80-1665**  
3/8 IP





# Mogul Base Lampholders

## Porcelain—5-6KV Pulse Rated E39 Base Pre-Wired

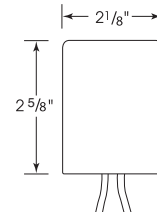
### All w/Spring Contacts

**SOCKETS & LAMP HOLDERS**

**Keyless Porcelain Mogul Socket, 2 Mounting Screws Held Captive, 1/2" Strip Leads, E39 Base - 1 3/8" Center to Center**



| Cat No. | Leads                  | Cap  | Screw Shell | Master |
|---------|------------------------|------|-------------|--------|
| 80-1646 | 21" 14GA-SF-2 B/W 200° | Less | CSSNP       | 50/1   |

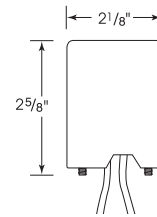


**80-1646**  
Glazed  
1500W-600V  
E39 Base

**Gray Porcelain Mogul Socket, 2 Mounting Screws Held Captive, 1/2" Strip Leads w/Wireway - 1 3/8" Center to Center**



| Cat No. | Leads                  | Cap  | Screw Shell | Master |
|---------|------------------------|------|-------------|--------|
| 80-2425 | 12" 16GA SF-2 B/W 200° | Less | CSSNP       | 50/1   |

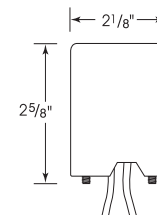


**80-2425**  
Glazed  
1500W-600V  
E39 Base

**Keyless Porcelain Mogul Socket, Mounting Screws Held Captive, 1/2" Strip Leads w/Wireway - 1 3/8" Center to Center**



| Cat No. | Leads                  | Cap  | Screw Shell | Master |
|---------|------------------------|------|-------------|--------|
| 80-2091 | 12" 14GA SF-2 B/W 200° | Less | CSSNP       | 50/1   |

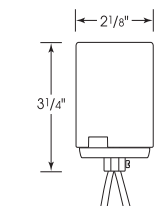


**80-2091**  
Glazed  
1500W-600V

**Keyless Porcelain Mogul Socket w/Metal 1/4 IP Cap, 2 Wireways, 3 Wires**



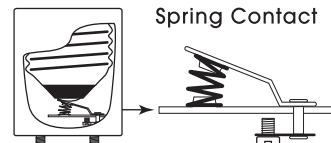
| Cat No. | Leads                               | Cap     | Screw Shell | Master |
|---------|-------------------------------------|---------|-------------|--------|
| 80-1449 | 20" 14GA SF-2 B/W 200° w/20" Ground | 1/4 IPS | CSSNP       | 50/1   |



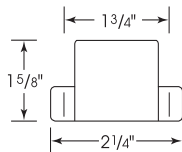
**80-1449**  
Glazed  
1500W-600V



Lampholders rated at high wattage that require a pulse rating of 4-6KV (kilovolts) to start.



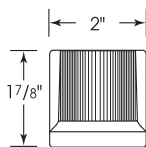
## Specialty Porcelain Sockets Bayonet, Medium & Mogul Base



**80-2035**  
Glazed  
660W-1000V

### Keyless Low Pressure Sodium Surface Mount Porcelain Socket w/Single-End Bayonet Base

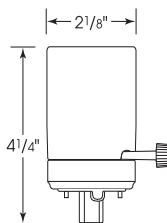
| Cat No. | Leads                 | Cap                  | Screw Shell | Master |
|---------|-----------------------|----------------------|-------------|--------|
| 80-2035 | 9" 16GA SF-1 B/W 150° | Less (surface mount) | CSSNP       | 50/1   |



**80-1120**  
Unglazed  
660W-250

### Keyless Medium Base Surface Mount Porcelain Socket, 2 Bushings - 1 1/2" Center to Center

| Cat No. | Terminal | Cap                  | Screw Shell | Master |
|---------|----------|----------------------|-------------|--------|
| 80-1120 | Screw    | Less (surface mount) | CSSNP       | 150    |



**90-428**  
Unglazed  
750W-250V

### Porcelain 3-Way Turn Knob Mogul Socket w/Hickey

| Cat No. | Terminal | Hickey  | Screw Shell | Master |
|---------|----------|---------|-------------|--------|
| 90-428  | Screw    | 1/4 IPS | CSSNP       | 50/1   |

### Available Lamps



**S4870**  
18W  
Low Pressure Sodium  
Bayonet (BY22D) Base



**S1822**  
100/200/300W  
3-Way  
Mogul Base



**S5862**  
175W  
Metal Halide  
Medium Base



**S5831**  
250W  
Metal Halide  
Mogul Base



# Porcelain Connectors & Harnesses

## Medium & Mogul Base

### Porcelain Par 46 & 38 Connector - Medium Base HID

1 3/8" H x 7/8" W x 5/8" D

| Cat No. | Leads | Type           | Porcelain | Master |
|---------|-------|----------------|-----------|--------|
| 80-1690 | 18"   | 16GA SF-2 200° | Unglazed  | 200/10 |



**80-1690**  
660W-125V

### Porcelain Par 46 & 38 5KV Harness Set w/Medium Base Adapter

| Cat No. | Leads | Type           | Porcelain | Master |
|---------|-------|----------------|-----------|--------|
| 80-1769 | 10"   | 18GA SF-1 200° | Unglazed  | 100/1  |



**80-1769**  
660W-125V

### Porcelain Par 56 & 64 Connector - Mogul Base

2 1/2" W x 1 1/4" H x 1 3/8" D

| Cat No. | Leads | Type           | Porcelain | Master |
|---------|-------|----------------|-----------|--------|
| 80-1865 | 18"   | 14GA SF-2 200° | Unglazed  | 100    |
| 80-2260 | 48"   | 14GA SF-2 200° | Unglazed  | 100    |



**80-1865**  
1000W-125V

### Available Lamps



**S1934**  
175W  
Mercury Vapor  
Mogul Base



**S3127**  
70W  
HPS - High Pressure Sodium  
Mogul Base



**S1940**  
250W  
HPS - High Pressure Sodium  
Mogul Base

## Medium Base Receptacles Porcelain Ceiling Fixtures & Cages



### Keyless, Pull Chain & Pull Chain w/GCO - Terminal & with Leads



**90-445** 2 Terminal  
**80-1648** 4 Terminal  
**90-2638** 7" AWM B/W Leads 105°C  
Keyless Glazed Porcelain  
Ceiling Receptacle  
Screw Terminals  
4 3/8" Dia.  
660W-250V



**90-443** 2 Terminal  
**90-2639** 7" AWM B/W Leads 105°C  
Glazed Porcelain  
On-Off Pull Chain  
Ceiling Receptacle  
Screw Terminals  
4 3/8" Dia.  
250W-250V



**90-444**  
Glazed Porcelain  
Ceiling Receptacle  
On-Off Pull Chain w/Grounded  
Convenience Outlet  
Screw Terminals  
4 3/8" Dia.  
15A-250W-125V



**90-1310** Brass Finish  
**90-1912** Nickel Finish  
**90-1916** Black Finish  
**90-1917** White Finish  
**90-1918** Unfinished  
**90-1919** Dark Antique  
Light Bulb Cage  
Height: 5 3/4"  
Packing: 60/Master 10/Inner



**90-2612**  
Yellow Trouble Light  
Plastic Cage  
Suitable For Outdoor Locations  
Height: 6 1/2"  
Packing: 12/Master



## Medium Base Receptacles Phenolic Ceiling Fixtures

### Phenolic Receptacle with Terminals



**90-480** 4 Terminal  
Keyless White Phenolic  
Ceiling Receptacle  
Screw Terminals  
4 1/2" Dia.  
660W-250V



**90-481** 4 Terminal  
White Phenolic  
On-Off Pull Chain  
Ceiling Receptacle  
Screw Terminals  
4 1/2" Dia.  
250W-250V

### Phenolic Receptacle with Leads



**90-1502**  
Keyless White Phenolic  
Ceiling Receptacle  
6" AWM B/W Leads 105°C  
4 1/2" Dia.  
660W-250V



**90-1503**  
White Phenolic  
On-Off Pull Chain  
Ceiling Receptacle  
6" AWM B/W Leads 105°C  
4 1/2" Dia.  
250W-250V

# SOCKETS & LAMPHOLDERS

## Medium Base Sockets Phenolic & Porcelain



### Keyless Lampholders



**90-407**  
1/8 IP Hickey  
Screw Terminals  
Overall Ht. 2"  
Dia. 1 1/4"  
660W-250V



**90-1151** 10"  
**80-2095** 24"  
**80-2096** 36"  
AWM B/W Leads 105°C  
1/8 IP Hickey  
Overall Ht. 2"  
Dia. 1 1/4"  
660W-250V



**80-1077**  
Threaded Socket w/Ring  
1/8 IP Hickey  
Screw Terminals  
Overall Ht. 2"  
Dia. 1 1/2"  
Ring - 2 1/8" Outside  
660W-250V

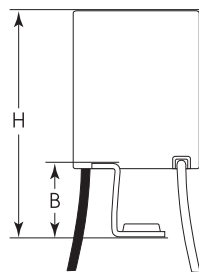


**80-1762**  
Medium Base  
Pin Socket  
Pressure Fit  
w/Metal Clip  
CSSNP  
Socket Only 2"  
Dia. 1/2"  
660W-250V

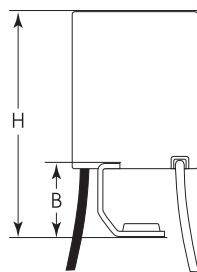


**80-2080**  
Medium Base  
Pressure Fit w/Hook  
Suited for 14GA Wire  
Phenolic  
Screw Shell  
Socket Only 2"  
Dia. 1 5/8"  
660W-250V

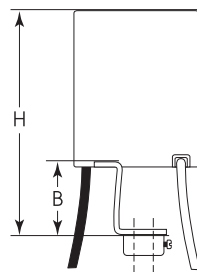
### Special Orders For Additional Hickey & Bushing Combination



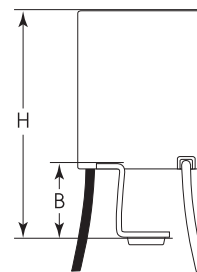
"Z" Bracket Inside Extrusion



"C" Bracket Inside Extrusion



Bushing Bracket Outside



"Z" Bracket Outside Extrusion

### Keyless Lampholder



**80-2036**  
Medium Base w/Rim  
1/8 IP Hickey  
12" AWM B/W 105°C  
Leads & Ground Wire  
Overall Ht. 2"  
Dia. 1 1/4"  
660W-250V



**90-1782**  
Bottom Turn Knob  
13" AWM B/W  
105°C Leads  
Ht. 2 3/8"  
Dia. 1 1/4"  
1/2" Bushing  
250W-250V



**80-1755**  
Bottom Turn Knob  
Phenolic & Porcelain Shell  
Screw Terminals 1/8 IP  
Ht. 2 1/2"  
Dia. 1 1/2"  
3/8" Bushing  
660W-250V



**90-4300**  
Bottom Turn Knob  
Screw Terminals 1/8 IP  
Ht. 2 1/2"  
Dia. 1 1/4"  
3/8" Bushing  
660W-250V



**80-1326**  
Bottom Turn Knob  
w/Removable Husk  
Screw Terminals 1/8 IP  
Ht. 2"  
Dia. 1 1/2"  
3/8" Bushing  
660W-250V



# Medium Base Sockets Phenolic Snap-In

**SOCKETS & LAMP HOLDERS**

## Keyless Lampholders - Snap-In



**90-540**  
Snap-In Socket  
6" AWM B/W Leads 105°C  
Ht. 1 1/2"  
Dia. 1 1/4"  
Bracket 1/4" Below  
660W-250V




**90-595**  
Snap-In Socket  
Bracket Extends 1/2" from  
End of Socket  
7" AWM B/W Leads 105°C  
Ht. 1 1/2"  
Dia. 1 1/4"  
660W-250V




**90-543**  
Snap-In Socket for 6" Pans  
Bracket Extends 7/8" from  
End of Socket  
8" AWM B/W Leads 105°C  
Ht. 1 1/2"  
Dia. 1 1/4"  
660W-250V



**90-542**  
Snap-In Socket for 8" & 10" Pans  
Bracket Extends 1 3/8" from  
End of Socket  
8" AWM B/W Leads 105°C  
Ht. 1 1/2"  
Dia. 1 1/4"  
660W-250V



**80-2299**  
Snap-In Socket w/Top Rim &  
for 3 1/4" - 4" Holders  
9" AWM B/W Leads 105°C  
Ht. 1 1/2"  
Dia. 1 1/4"  
660W-250V



**80-2162**  
Snap-In Socket  
Bracket Extends 3/4"  
from End of Socket  
9" AWM B/W Leads 105°C  
Ht. 1 1/2"  
Dia. 1 1/4"  
660W-250V



**80-2163**  
Straight Bracket w/Hole  
Bracket Extends 1" from End of Socket  
8" AWM B/W Leads 105°C  
CSSNP  
Ht. 1 1/2"  
Dia. 1 1/4"  
660W-250V

## Keyless Lampholders - "U" Clip Snap-In



**90-541** 8" AWM Leads  
**80-1798** 12" AWM Leads  
Snap-In Socket  
for 3 1/4"-4" Holders  
B/W Leads 105°C  
Ht. 1 1/2"  
Dia. 1 1/4"  
660W-250V



**80-1645**  
Snap-In Socket  
for 3 1/4"-4" Holders  
12" AWM B/W Leads 125°C  
Ht. 1 1/2"  
Dia. 1 1/4"  
660W-250V



**80-1642**  
Snap-In Double Spring Clip  
w/ 12" B/W Leads 150°C  
Ht. 1 1/2"  
Dia. 1 1/4"  
Bracket 3/4" From Socket  
660W-250V



**80-1766**  
Snap-In Double  
with Flange Rim  
13" B/W Leads 105°C  
Ht. 1 1/2"  
Dia. 1 5/8"  
660W-250V

# SOCKETS & LAMPHOLDERS

## Medium Base Sockets Phenolic Twin Cluster



**80-2266**  
Snap-On Top  
2 3/8" Top Bracket  
+ Snap Only,  
w/ 12" AWM  
Leads 105°  
660W-250V



**90-432**  
Snap-On Top  
2 3/8" Top Bracket  
+ Snap, 1 3/4" 1/8 IP  
Threaded Bottom  
Bracket  
w/ 3/8" Nipple  
8" AWM  
B/W Leads 105°C  
660W-250V



**80-1379**  
Snap-On Top  
2 3/8" Bracket  
+ Snap, 1 3/4" 1/8 IP  
Threaded Bottom  
Bracket  
w/ 5/8" Nipple  
12" AWM  
B/W Leads 105°C  
w/Ground Wire  
660W-250V



**90-465**  
1 1/2" 1/8 IP  
Threaded  
Top Bracket  
w/ 1/2" Nipple  
2 1/8" 1/8 IP  
Threaded Bottom  
Bracket w/ 1/2" Nipple  
12" AWM  
B/W Leads 105°C  
660W-250V



**80-1380**  
1 3/4" 1/8 IP  
Threaded  
Top Bracket  
w/ 1/2" Nipple  
1 3/4" 1/8 IP  
Threaded Bottom  
Bracket w/ 1/2" Nipple  
12" AWM  
B/W Leads 105°C  
w/Ground Wire  
660W-250V



**80-2267**  
1 3/8" x 1/8 IP  
Threaded  
Top Bracket  
w/ 12" AWM B/W  
Leads 105°  
1/2" Nipple  
660W-250V



**90-415**  
On-Off Brass Finish  
Pull Chain  
1 1/2" 1/8  
IP Threaded Top  
Bracket w/ 3/8" Nipple  
1-3/4" 1/8  
IP Threaded  
Bottom Bracket  
12" AWM  
B/W Leads 105°C  
660W-250V



**90-416**  
On-Off Brass Finish  
Turn Knob  
1" 1/8 IP  
Threaded Top  
Bracket w/ 1/4" Nipple  
1 3/4" 1/8  
IP Threaded  
Bottom Bracket  
6" AWM  
B/W Leads 105°C  
660W-250V



**90-414**  
Twin Offset  
1 1/2" 1/8  
IP Female Top &  
Bottom Bracket  
w/Set Screw  
12" AWM  
B/W Leads 105°C  
660W-250V



**80-1664**  
Twin Offset  
1 1/2" 1/8 IP  
Threaded Top  
Bracket  
w/ 3/8" Nipple  
1 1/2" 1/8 IP  
Threaded Bottom  
Bracket w/3/8" Nipple  
12" AWM  
B/W Leads 105°C  
660W-250V

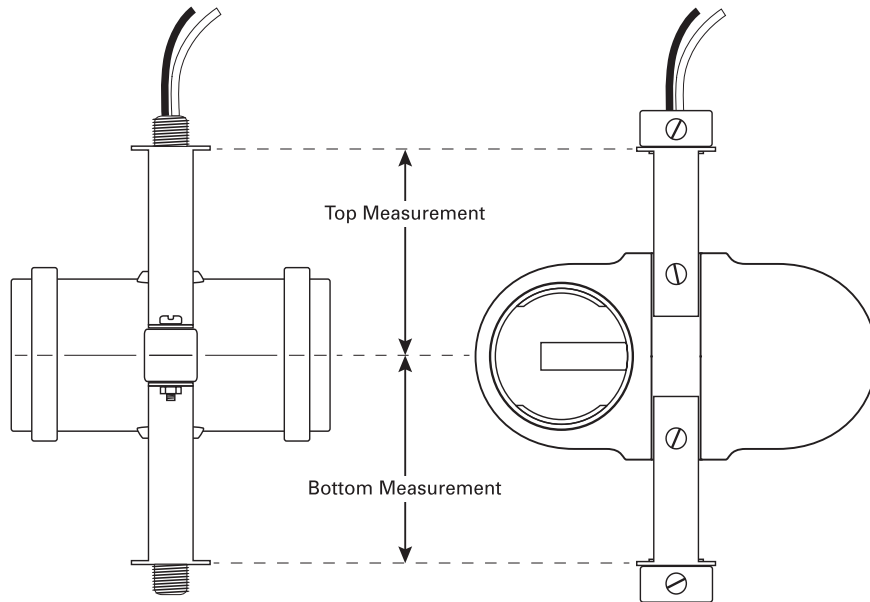
**PLEASE NOTE: Socket Cluster measurements are from the center line to the top & bottom of brackets.**





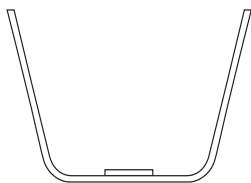
# Medium Base Sockets

## Phenolic Twin Cluster / Special Order Options

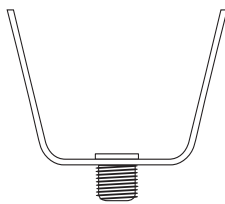


### Special Order Options

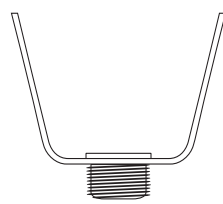
**PLEASE SPECIFY WIRE: Length, Gauge, Type, Temperature, Color & Strip Ends**



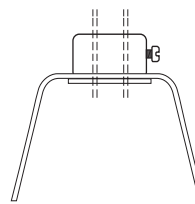
1/8 IP Tapped Hole



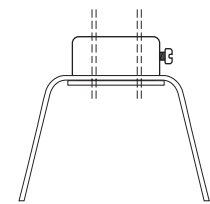
1/8 IP Nipple  
(Specify Length)



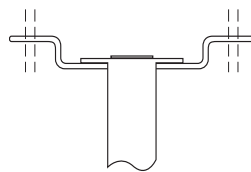
1/4 IP Nipple  
(Specify Length)



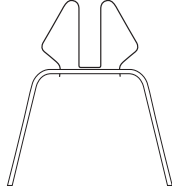
1/8 IP Bushing  
w/Set Screw



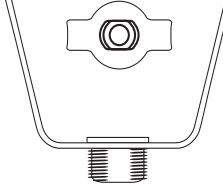
1/4 IP Bushing  
w/Set Screw



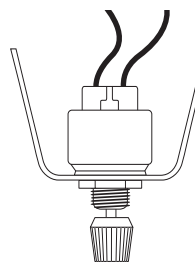
Steel Bracket w/Two  
6/32 Tapped Holes



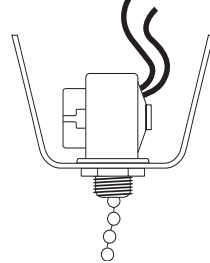
Snap-In Bracket



1/4 IP Nipple  
(Specify Length)



Turn Knob Switch



Pull Chain Switch

**PLEASE NOTE: Socket Cluster measurements are from the center line to the top & bottom of brackets.**

## Medium Base Sockets Phenolic 3 Light Cluster



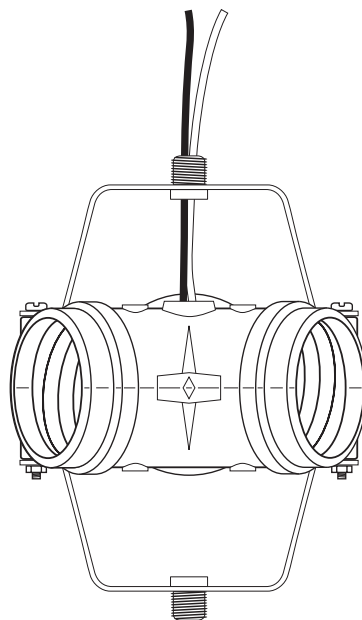
**90-463**  
3 Light Cluster Socket  
1 3/4" 1/8 IP Threaded Top  
Bracket w/ 5/8" Nipple  
1 3/4" 1/8 IP Threaded Bottom  
Bracket w/ 5/8" Nipple  
12" AWM B/W Leads 105°C  
660W-250V



**80-2449**  
3 Light Cluster Socket  
Top Bracket Only  
1 3/4" x 1/8 IP  
w/ 5/8" Nipple  
12" AWM B/W Leads 105°C  
660W-250V



**90-1587**  
3 Light Cluster Socket  
On-Off Nickel Pull Chain  
1 3/4" 1/8 IP Threaded Top  
Bracket w/ 5/8" Nipple  
1 3/4" 1/8 IP Threaded  
Bottom Bracket  
8" AWM B/W Leads 105°C  
660W-250V





## Medium Base Sockets

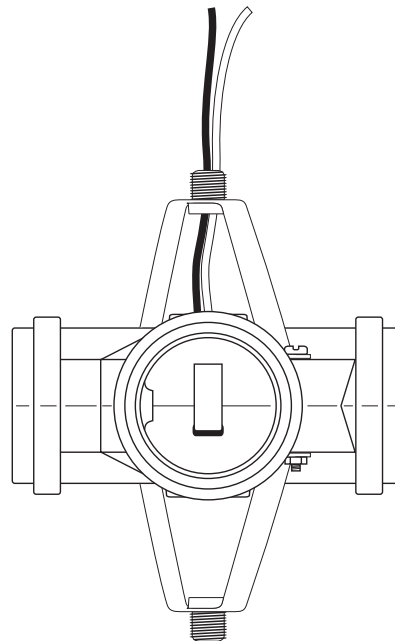
### Phenolic 4 Light Cluster



**90-464**  
4 Light Cluster Socket  
1 3/4" 1/8 IP Threaded Top  
Bracket w/ 1/2" Nipple  
1 3/4" 1/8 IP Threaded Bottom  
Bracket w/ 1/2" Nipple  
12" AWM B/W Leads 105°C  
660W-250V



**90-1588**  
4 Light Cluster Socket  
On-Off Nickel Pull Chain  
1 3/4" 1/8 IP Threaded Top  
Bracket w/ 1/2" Nipple  
1 3/4" 1/8 IP Threaded  
Bottom Bracket  
7" AWM B/W Leads 105°C  
660W-250V



# SOCKETS & LAMPHOLDERS

## Candelabra Base Sockets

Phenolic Sockets With Terminals / Paper Liner - 3/4" Diameter



**90-422** 1 1/2"  
Screw Terminals-Double Leg  
1/8 IP - Outside Extrusion  
75W-125V



**80-1996** 1 3/4"  
Screw Terminals-Double Leg  
1/8 IP - Inside Extrusion  
75W-125V



**90-403** 2" Double-Leg  
**80-2054** 2" Single Leg  
Screw Terminals  
1/8 IP - Outside Extrusion  
75W-125V



**80-1347** 2 1/2"  
Screw Terminals-Double Leg  
1/8 IP - Inside Extrusion  
75W-125V



**80-1088** 3"  
Screw Terminals-Double Leg  
1/8 IP - Inside Extrusion  
75W-125V



**80-2196** 3"  
Screw Terminals-Double Leg  
1/8 IP - Outside Extrusion  
75W-125V



**80-1087** 3 1/2"  
Screw Terminals-Double Leg  
1/8 IP - Inside Extrusion  
75W-125V



**80-1615** 3 9/10"  
Screw Terminals-Double Leg  
1/8 IP - Inside Extrusion  
75W-125V



**80-1327** 4"  
(shown)  
**80-1649** 6"  
Screw Terminals-Double Leg  
1/8 IP - Inside Extrusion  
75W-125V



**90-402** 3 1/4" - 4 1/4"  
Screw Terminals-Adjustable Leg  
1/8 IP - Inside Extrusion  
75W-125V



**80-1089** 5 3/8" - 6 5/8"  
Screw Terminals-Adjustable Leg  
1/8 IP - Inside Extrusion  
75W-125V



**90-1709**  
Paper Liner  
for  
Candelabra  
Sockets



# Candelabra Base Sockets

## Phenolic Sockets With Wire Leads

### - 3/4" Diameter Flange Candelabra Without Paper Liner



**90-738** 1 5/8" Smooth  
6" AWM B/W Leads 105°C  
1/8 IP - Inside Extrusion  
Single-Leg  
75W-125V



**80-1145** 1 5/8" Flange 12" Leads  
**80-2097** 1 5/8" Flange 18" Leads  
AWM B/W Leads 105°C  
1/8 IP - Inside Extrusion  
Single-Leg  
75W-125V



**80-1146** 1 5/8" Flange  
24" AWM B/W Leads 105°C  
1/8 IP - Inside Extrusion  
Single-Leg  
75W-125V



**80-2098** 2 3/32"  
42" AWM B/W Leads 125°C  
1/8 IP - Inside Extrusion  
Single-Leg  
75W-125V



**80-1148** 3" Flange  
24" 18/2 SPT-2 105°C  
Clear Silver Leads  
1/8 IP - Inside Extrusion  
Single-Leg  
75W-125V



**90-739** 1 5/8" Smooth  
6" AWM B/W Leads 105°C  
1/8 IP 3/8" Nipple  
Single-Leg  
75W-125V



**80-1552** 1 11/16" Flange  
12-1/2" AWM B/W Leads  
2" Overall Height  
1/8 IP 3/8" Nipple  
Single-Leg  
75W-125V



**80-1596** 1 3/4" Smooth  
24" #18 UL 1015  
B/W Leads 105°C  
1/8 IP - Inside Extrusion  
Double-Leg  
75W-125V



**80-1300** 26" Leads  
**80-1398** 36" Leads  
**80-1553** 40" Leads  
**80-1844** 48" Leads  
1 3/4" Flange #18 UL 1430  
B/W Leads 105°C  
1/8 IP - Inside Extrusion  
Double-Leg  
75W-125V



**80-1301** 3" Flange  
26" #18 UL 1430  
B/W Leads 105°C  
1/8 IP - Inside Extrusion  
Double-Leg  
**80-1554** 3" Flange  
40" Leads 105°C  
75W-125V



**80-1302** 4" Flange  
26" #18 UL 1430  
B/W Leads 105°C  
1/8 IP - Inside Extrusion  
Double-Leg  
75W-125V



**80-2487** 6" Flange  
26" #18 UL 1430  
B/W Leads 105°C  
1/8 IP - Inside Extrusion  
Double-Leg  
**80-2488** 6" Flange  
40" Leads 105°C  
75W-125V

**SOCKETS & LAMPHOLDERS**

# SOCKETS & LAMPHOLDERS

## Candelabra Base Sockets

Phenolic Sockets & Cord Sets



### Candelabra Base Phenolic Sockets with Spring Clip - (3/4" Dia. - 1" Hole Size)



**80-1794 Gold**  
14" AWM B/W Leads 105°C  
75W-125V



**80-1198 Ivory**  
6" AWM B/W Leads 105°C  
75W-125V



**80-1275**  
14" AWM B/W Leads 105°C  
75W-125V



**80-1093**  
24" AWM B/W Leads 105°C  
75W-125V  
**80-1151 White Wire**  
24" 18/2 SPT-1 White 105"

### Pressure Fit Candelabra Sockets



**80-2529**  
Pin Socket  
W/Twist Top for  
Pressure Fit  
Black  
Ht. 1 3/8"  
Dia. 3/4"  
75W-125V



**90-548**  
Pin Socket  
Pressure Fit  
Ht. 1 1/4"  
Dia. 3/4"  
60W-125V  
**80-2548**  
With Hook



### Socket w/ 1/8 IP Slip Hole for Switch



**80-1274**  
2 3/4"  
Screw Terminals  
1/8 IP Slip Round  
Hole Bracket  
Ht. 2 3/4"  
Dia. 3/4"  
75W-125V

### Push-In Terminals - No Paper Liner



**80-1312 2"**  
**80-1718 4"**  
**80-1719 6"**  
Flange Type - Single-Leg  
1/8 IP - Inside Extrusion  
Dia. 3/4"  
75W-125V



**80-1294 1 5/8"**  
**80-1303 2"**  
**80-1304 3"**  
**80-1305 4"**  
Full Threaded - Single-Leg  
1/8 IP - Inside Extrusion  
Dia. 3/4"  
75W-125V

### #18/2 SPT-1 Candelabra Snap Sockets with Cord Switch & Plug—UL Rated 10A-125V

- 80-1651 6 Ft. #18 SPT-1 Brown
  - 80-1782 6 Ft. #18 SPT-1 White
  - 80-1784 8 Ft. #18 SPT-1 Brown
  - 80-1785 8 Ft. #18 SPT-1 White
- Cord, Switch & Plug  
(switch 17" from socket)



### #18/2 SPT-2 Candelabra Snap Sockets with Cord Switch & Plug—UL Rated 10A-125V

- 80-1652 6 Ft. #18 SPT-2 Brown
  - 80-1786 6 Ft. #18 SPT-2 White
  - 80-1787 8 Ft. #18 SPT-2 Brown
  - 80-1788 8 Ft. #18 SPT-2 White
- Cord, Switch & Plug  
(switch 17" from socket)





# Candelabra Base Sockets

## Phenolic With Leads / Rings / European Style

### Phenolic Threaded Candelabra Sockets with Leads / Rings - Hole Size .82



**90-1556** 1 1/4"  
w/Shoulder and Phenolic Ring  
8" AWM B/W Leads 105°C  
75W-125V  
Ring 1 1/8"



**80-1473** 1 1/4"  
w/Shoulder and Phenolic Ring  
24" 18/2 SPT-1 Brown Leads 105°C  
75W-125V

**80-1694** 1 1/4"  
w/Shoulder and Phenolic Ring  
6 Ft. 18/2 SPT-2 Brown Wire  
& Plug 105°C  
75W-125V



**90-1557** 1 3/4"  
w/Shoulder and  
Phenolic Ring  
8" AWM B/W Leads 105°C  
Pulled Thru  
1/8 IP Inside Extrusion  
75W-125V



**80-1693** 1 1/4"  
w/Shoulder and  
Phenolic Ring  
6 Ft. 18/2 SPT-1 Brown Wire  
& Plug 105°C w/Brown  
Switch 21" from Socket  
75W-125V

### 3 Light Phenolic Threaded Candelabra Harness Sets



**80-1912** 1 1/4"  
with Shoulder and Phenolic Ring  
9" Centers 18" Tail, AWM B/W Leads 150°C  
75W-125V



**80-1474** 1 1/4"  
with Shoulder and Phenolic Ring  
6" Centers 18" Tail, 18/2 SPT-1 105°C Brown  
75W-125V

### Rings For Threaded & Candelabra Sockets - 3/4" ID - Thread Size 13/16" - 20 TPI



**80-1485**  
Brass Finish  
1" OD



**80-1486**  
Chrome Finish Ring  
1" OD



**80-1977**  
Phenolic Ring  
1 1/8" OD

### Candelabra European Style Sockets 1" Dia. - 1 3/4" Ht. - Ring 1 3/4"



**80-1094**  
Brown Phenolic  
4 Piece,  
Full Uno Thread and Ring  
1/8 IP Screw Terminals  
75W-125V



**80-1095**  
4 Piece,  
1/2 Uno Thread and Ring  
w/Shoulder  
1/8 IP Screw Terminals  
75W-125V



**80-1311**  
3 Piece  
Smooth  
1/8 IP Screw Terminals  
75W-125V



**80-1650**  
3 Piece  
White Phenolic  
Full Uno Thread and Ring  
1/8 IP - Push-In Terminals  
2" Ht.  
75W-125V

## Candelabra & Intermediate Base Sockets Porcelain w/Terminals & Leads



### Candelabra Base Porcelain Sockets w/ Screw Terminals/Paper Liners - 3/4" Diameter



**80-1893** 1 1/2"  
**80-1090** 1 3/4"  
Screw Terminals  
1/8 IP Inside Extrusion  
Double-Leg  
75W-125V



**80-1948** 1 3/4"  
Waterproof  
Screw Terminals  
w/Phenolic Cover  
1/8 IP Inside Extrusion  
CSSNP  
75W-125V



**80-1091** 2"  
**80-2013** 3"  
**80-2012** 3-3/4"  
Screw Terminals  
1/8 IP Inside Extrusion  
Double-Leg  
75W-125V



**80-1092**  
Adjustable Leg 3 1/2" - 4 5/8" Screw Terminals  
1/8 IP Outside Extrusion Double-Leg  
75W-125V  
**80-2003**  
Adjustable Leg 4 3/4" - 6" Screw Terminals  
1/8 IP Inside Extrusion Double-Leg  
75W-125V

### Threaded Porcelain Candelabra Socket



**80-2543** 2" Ht. - 7/8" Dia.  
18" #18 UL 1015 B/W Leads 105°C  
w/Chrome Metal Ring  
1/8 IP - Inside Extrusion Single-Leg  
75W-125V

### Candelabra Socket w/ Leads



**80-1653** 1 3/4" Ht. - 3/4" Dia.  
24" #18 UL 1015 B/W Leads 105°C  
1/8 IP - Inside Extrusion Double-Leg  
75W-125V



**80-2385** 1 7/8" Ht. - 7/8" Dia.  
24" #18 SF-1 200° B/W Leads  
1/8 IP - Outside Extrusion Double-Leg  
75W-125V

### Twin Candelabra Cluster Sockets



**80-1654** 4 1/2"  
24" #18 UL 1015 B/W Leads 105°C  
1/8 IP - Inside Extrusion Double-Leg  
75W-125V

### Intermediate Base Porcelain Sockets



**90-1554** 1 3/4" x 1" W  
Screw Terminals  
1/8 IP Inside Extrusion  
Single-Leg  
75W-250V



**90-1555** 1 3/4" x 1" W  
1/8 IP Inside Extrusion  
8" AWM B/W 105°C Leads  
Pulled Thru Single-Leg  
75W-250V



# Halogen Sockets

## Halogen Double Loop G9 Sockets 250V

### Threaded G-9 Sockets



**80-1582**  
 Porcelain Socket  
 Push-In Terminals  
 1/8 IP Hickey Inside Extrusion  
 Double-Leg  
 1 1/2" H x 3/4" Dia.  
 500W-250V - 2Amp



**80-1589** 21" Leads  
**80-1590** 72" Leads  
 Porcelain Socket w/Ring  
 UL 10362 Leads  
 1/8 IP Hickey Inside Extrusion  
 Double-Leg  
 1 3/8" H x 3/4" Dia.  
 500W-250V - 2 Amp



**80-1500**  
 Phenolic Socket  
 20" UL 10362 B/W Leads  
 1/8 IP Bushing  
 1 1/4" H x 3/4" Dia.  
 500W-250V

### G-9 Socket Accessories



**S4614**  
 G-9 Bulb



**80-1591**  
 Tubular Borosilicate  
 Clear Glass w/Threads  
 Thickness 2.5mm  
 Temperature 500°C  
 2 1/4" H x 1" Dia.



**80-1583**  
 Chrome Ring  
 For Tubular Glass  
 3/4" Inner Dia.  
 1 1/16" Outer Dia.

# SOCKETS & LAMPHOLDERS

## Halogen Sockets Porcelain

### Porcelain Halogen Sockets



**90-1553**  
G4-GX5.3-GY6.35 Base  
Round Halogen Socket  
1/8 IP Hickey  
8" SF-1 200°C Leads  
1" H x 11/16" Dia.  
1000W-250V



**80-1668** 12" Leads  
**80-2044** 24" Leads  
GX5.3 Base  
Round Analog Socket  
SF-1 200°C Leads  
1 3/4" Dia.  
75W-250V



**90-1590** 12" Leads  
**80-2049** 12" Leads  
**80-2165** 18" Leads  
**80-2159** 48" Leads  
G4-GX5.3-GY6.35 Base  
Round Halogen Socket  
SF-1 200°C Leads  
3/8" H x 11/16" Dia.  
Mounting Holes 1/2" from  
Center to Center  
750W-250V



**80-1813** 12" Leads  
GX5.3 Base  
Round Halogen Socket  
w/Metal Plate &  
2 Mounting Holes  
12" SF-1 180°C Leads  
3/8" H x 1 1/4" Dia.  
Screw Holes 1" CC  
750W-250V



**80-2307**  
G5.3 Halogen Socket  
w/2 Mounting Holes  
w/9" SF-1 200° Leads  
3/8" H x 1 1/16" L x 1 3/16" W  
Screw Holes 7/8" CC  
75W-250V



**80-1816**  
GU7 Halogen Socket  
6" 18 GA 250°C  
Teflon Wire  
3/8" H x 7/8" Dia.  
1000W-250V



**90-475**  
MR16 Socket  
GX5.3 Base  
12" SF-1 200°C Leads  
3/8" H x 7/8" Dia.  
x 3/4" W  
75W-250V



**90-1080** - Side Wired  
E11 Base  
Mini Can Halogen Socket  
Screw Mount Bracket  
12" SF-1 200°C Leads  
3/4" H x 11/16" Dia.  
Screw Holes 1 1/4" CC  
1000W-250V  
**80-2537** - 18 SF-1 200°



**80-1873**  
G8 Porcelain  
Halogen Socket  
6" 200°C Leads SF-1  
3/8" H x 11/16" Dia.  
Screw Holes 1/2" CC  
1000W-250V



**80-2019**  
G4.0, G5.3, G6.35  
Round Halogen Socket  
1/8 IP Hickey w/Spring Clip  
8" SF-1 200°C Leads  
1 1/2" H x 3/4" Dia.  
1000W-250V



**80-1796**  
GU10 Socket  
1/8 IP Hickey  
8" SF-1 200°C Leads  
1 1/16" H x 1 1/16" Dia.  
1000W-250V



**90-1552**  
GU10 w/Mounting Holes  
Round Halogen Socket  
8" SF-1 200°C Leads  
5/8" H x 1 1/16" Dia.  
Screw Holes 3/4" CC  
1000W-250V




**90-1081**  
Porcelain 4 Terminal  
Wire Connector  
1/2" H x 7/8" L x 11/16" W  
4 AMP  
1000W-250V


# Halogen Sockets

## Porcelain

### Porcelain Halogen Sockets



**90-1078**  
R7S Base  
78mm Double Ended  
Halogen Socket  
9" SF-1 200°C Leads  
1 5/8" H x 4" W  
1000W-250V



**90-1077**  
R7S Base  
118mm Double Ended  
Halogen Socket  
9" SF-1 200°C Leads  
1 5/8" H x 5 5/8" W  
1000W-250V



**80-1914** 6" SF-1 200°C Leads  
R7S Base,  
Halogen Socket w/1 1/8" Nipple  
16 Ga. Wire 1 7/8" L  
1000W-250V



**90-1561** 12" SF-1 200°C Leads  
**80-2004** 18" SF-1 200°C Leads  
R7S Base,  
Halogen Socket, 7/8" L  
1000W-250V



**90-474**  
R7S Base  
Double Ended Halogen Socket Set  
12" SF-1 200°C Leads  
1000W-250V



**80-2178**  
GX10 Round Halogen Socket  
12" SF-1 200° C Leads  
11/16" H x 1 1/8" Dia.  
Screw Holes 3/4" CC  
750W-600V



**80-1742**  
G4 Wedge Type  
Bi-Pin Low Voltage  
8" SF-1 200°C Leads  
5/8" H x 5/8" Dia.  
1000W-250V



**80-1741**  
G9 Porcelain Smooth Body  
U-Channel 1/8 IP Hickey  
Push-In Wiring  
1 1/2" H x 7/8" Dia.  
500W-250V



**80-1872**  
G12 HID Socket  
5KV 8" SF-2 Leads  
3/4" H x 1 3/8" Dia.  
Screw Holes 1 1/4" CC  
600W-1000V

### Porcelain Wire Connectors High Heat 300V (See page 149 for additional connectors)



**90-1311**  
Small  
Rated Up To  
2 #18



**90-1312**  
Medium  
Rated Up To  
4 #18



**90-1313**  
Large  
Rated Up To  
6 #18

## Bayonet & Linear Sockets

Metal & Phenolic



### Bayonet Base Single Contact Sockets BA15S



**80-2099**  
1/8 IP x 3/8" Nipple  
9" SF-1 200°  
Pulled Thru  
1 3/8" H x 5/8" Dia.  
500W-125V



**80-2318** Flat Mounting  
Bracket  
Screw Holes 1 1/4" CC  
9" SF-1 200°  
1" H Bracket  
1 11/16" W  
500W-125V



**90-1558** 12" Leads  
**80-1997** 36" Leads  
1/8 IP x 3/8" Nipple  
SF-1 200°  
Pulled Thru  
500W-125V  
**80-2324** 24" Leads  
18 SF-1 200°C  
B/W Leads  
1 3/8" H x 5/8" Dia.  
500W-125V

### Bayonet Base Double Contact Sockets BA15D



**90-1559**  
1/8 IP Nipple SF-1 200°  
Angle Bracket  
9" SF-1 200°  
Pulled Thru  
1 1/4" H x 5/8"  
500W-125V



**90-1560**  
Flat Mounting Bracket  
Screw Holes 1-1/4" CC  
9" SF-1 200°  
**80-2233** 15" Leads  
1 1/4" H Bracket 1 11/16" W  
Screw Holes 1 1/4" CC  
500W-125V

### Linear Sockets (non-UL) w/Screw Terminals



**90-250**  
Replacement for  
2 Base Lamp ONLY  
(2 Base Lamp shown on the right)  
**NEED 2 PIECES PER LAMP!**  
2 1/4" L x 1 3/16" W x 1 3/4" H

### 2 Base Linear Lamp - T10 S14S Base



**S4893** LN35 12" M.O.L.  
60W-125V

**S4895** LN150 39-1/8" M.O.L.  
150W-125V



**90-248**  
1 Base  
Replacement for  
Old Style 1 Base lamp ONLY  
(Old Style 1 Base Lamp shown on the right)  
3 1/4" L x 1 3/16" W x 1 3/4" H



1 Base Lamp  
(not available)

# Sign Receptacles

## Porcelain, Phenolic, Rubber, Plastic

### Medium Base



**80-1926**  
Medium Base Glazed  
Porcelain Pull Chain Socket  
CSSNP  
2" H x 1 3/4" Dia.  
250W-250V



**90-1112**  
Two Piece Medium Base  
Porcelain Sign Receptacle  
Screw Terminals  
1 1/2" H x 2 1/4" Dia.  
Screw Holes 1 3/8" CC  
660W-250V



**90-425**  
Two Piece Medium Base  
Porcelain Sign Receptacle  
Screw Terminals  
1 1/2" H x 1 3/4" Dia.  
660W-250V



**90-1111**  
Two Piece Medium Base  
Porcelain Sign Receptacle  
8" AWM B/W Leads 105°C  
1 1/2" H x 1 5/8" Dia.  
**80-2296** 9" Leads  
660W-250V

### Medium Base



**90-449**  
Snap-In  
Phenolic Sign Receptacle  
Lay-In Wiring - Twist Top  
For 14 & 18 GA Wire  
1 7/8" H x 2 3/8" Dia.  
660W-250V



**90-1113** Brown  
**90-2452** White  
Phenolic Receptacle  
w/Mounting Holes  
Screw Terminals  
1 5/8" H x 2 7/16" Dia.  
Screw Holes 2" CC  
660W-250V



**90-1097** Rubber Coated Pigtail Socket  
w/6" 14 GA 105°C Leads  
Aluminum Screw Shell  
1 3/4" H x 1 3/4" Dia.  
660W-600V

### Medium Base Porcelain Pony Cleat



**80-1748**  
Screw Terminals - CSSNP  
1 11/16" H x 2" Dia.  
Screw Holes 2" CC  
660W-250V

### Miniature Base (non-UL)



**90-1076**  
Miniature Base  
Plastic Receptacle  
7/8" H x 1 5/16" Dia.  
Screw Holes 1" CC  
75W-125V

### Candelabra Base (non-UL)



**90-532**  
Candelabra Base  
Plastic Receptacle  
7/8" H x 1 3/8" Dia.  
Screw Holes 1 1/8" CC  
75W-125V

## Fluorescent Lampholders Shallow Base



### T8 & T12 Slimline Single Pin Fluorescent Sockets



**80-1496 Plunger**  
1 3/4" H x 1 1/4" W x 1 1/4" Dia.



**80-1497 Fixed**  
1 3/4" H x 1 1/4" W x 1 1/4" Dia.

Shallow Base  
Slide-On Quickwire for  
Wet and Damp Locations  
Rapid Start for 20 Gauge Panels  
Strip 3/8" - 1/2"  
660W-1000V

### High Output 800 MA -1500 MA — Recessed Double Contact



**80-2129 Plunger**  
2 1/4" H x 1 1/4" W x 1 1/2" Dia.



**80-2130 Fixed**  
2 1/4" H x 1 1/4" W x 1 1/2" Dia.

Shallow Base  
for Slide On Quickwire  
Power Groove and  
Jacketed Lamps  
20 Gauge Panels  
Strip 3/8" - 1/2"  
660W-600V

### T8 & T12 (HO) High Output Fluorescent Sockets - Recessed Double Contact



**80-1498 Plunger**  
1 7/8" H x 1 3/8" W x 1 1/4" Dia.



**80-1499 Fixed**  
1 7/8" H x 1 3/8" W x 1 1/4" Dia.

Quickwire Terminals  
Accept Up To 18 Gauge  
Solid or Tinned Leads  
Slide-On Shallow Base  
Rapid Start  
Strip 3/8" - 1/2"  
660W-1000V



# Fluorescent Lampholders

## Fluorescent Lamps

### High Output 800 MA & 1500 MA (T12) Recessed Double Contact, Pedestal Type, Screw Mounting w/Screw & Nut Furnished



**80-2020 Plunger**  
For Push-In Wiring  
2 1/4" H x 1 1/2" W x 1 5/8" Dia.  
660W-600V



**80-2021 Fixed**  
For Push-In Wiring  
2 1/4" H x 1 1/2" W x 1 5/8" Dia.  
660W-600V



**80-2115 Plunger**  
For Straight-In Wiring  
2 1/4" H x 1 1/2" W x 1 5/8" Dia.  
660W-600V



**80-2116 Fixed**  
For Straight-In Wiring  
2 1/4" H x 1 1/2" W x 1 5/8" Dia.  
660W-600V

### Slimline Base Single Pin Pedestal Fluorescent Lampholder—Slide-On T8 & T12 Screw Mount - 20 Gauge Panel



**80-2117 Plunger**  
For Straight-In Wiring  
2 1/4" H x 1 1/2" W x 1 5/8" Dia.  
660W-600V



**80-2118 Fixed**  
For Straight-In Wiring  
2 1/4" H x 1 1/2" W x 1 5/8" Dia.  
660W-600V

# SOCKETS & LAMPHOLDERS

## Fluorescent Lampholders

Lampholders, Starter Holders, Circle Connectors



### T8 & T12 Slimline Single Pin Fluorescent Sockets



**80-1249**  
Butt-On Mounting  
T8 or T12 Lampholder  
Rapid Start Applications  
1 7/16" H x 1 3/8" W x 3/8" Dia.  
660W-600V



**80-1250**  
Fluorescent Starter Holder  
Snap-In Mounting Spring  
1 1/4" H x 7/8" W x 3/8" Dia.  
660W-250V



**80-1490**  
Circle Connector-Quickwire  
Used with High Voltage  
Instant Starting Transformers  
Accepts 18 AWG Leads  
Solid or Stranded w/Brass Alloy Contact  
7/8" H x 5/8" W  
660W-600V



**80-1944**  
T5 Lampholder - Slide-On  
Rotary Locking  
Rapid Start Applications  
1 1/8" H x 7/8" W x 5/8" Dia.  
120W-600V



**80-1251**  
T5 Lampholder  
w/8" AWM B/W Solid Leads for  
Retro Fit and Replacement  
Tall Right Angle Bracket  
1 1/4" H x 5/8" W x 3/8" Dia.  
660W-600V



**90-1928**  
T5 Lampholder  
Tall Version G5  
Rotary Locking  
Non-Shunted  
1 1/2" H x 7/8" W x 5/8" Dia.  
120W-600V

### T8 to T5 Adapter - G5 Base Bi-Pin Fluorescent Lampholder



**80-2168**  
EXL - Long Version  
Converts T8 to T5  
w/Positive Lock  
1 3/8" H x 1" W x 1 1/2" Dia.  
120W-600V



**80-2169**  
EXS - Short Version  
Converts T8 to T5  
w/Positive Lock  
1 1/4" H x 1" W x 1 1/4" Dia.  
120W-600V



**80-2166 - SNP - Short**  
T5-High Output  
Less Locator Pin  
Shunted Positive Lock  
1" H x 3/4" W x 5/8" Dia.  
120W-600V




**80-2167 - TNP - Tall**  
T5-High Output  
Less Locator Pin  
Shunted Positive Lock  
1 1/2" H x 3/4" W x 5/8" Dia.  
120W-600V





# Fluorescent Lampholders Medium & Tall Profile

## Medium Profile - T8 & T12



**80-1252**  
Shunted for Instant Start Ballast Applications

**80-1253**  
Rapid Start Applications  
1 1/2" H x 1 1/4" W x 3/4" Dia.  
660W-600V



**80-1254**  
Rapid Start Applications  
Slide-On Mounting, 20 Gauge Slots Upper & Lower

**80-2127** w/Nut & Screw  
**80-1255, 80-1256**  
Shunted for Instant Start Ballast Applications  
Slide-On Mounting, 20 Gauge Slots Upper & 18 Gauge Lower  
1 5/8" H x 1 1/4" W x 3/4" Dia.  
660W-600V



**80-1245**  
Shunted for Instant Start Ballast Applications

**80-1246**  
Rapid Start Applications, Tall Rotary Locking T8/T12  
Used in Troffer and Wrap Fixtures for  
Retro Fit Kits/Replacements Snap Wing Mounting  
1 3/4" H x 1 1/8" W x 7/8" Dia.  
Made from Urea 660W-600V



**80-1257**  
Rapid Start Applications

**80-1258**  
Shunted for Instant Start Ballast Applications  
1 9/16" H x 1 1/4" W x 3/4" Dia.  
660W-600V



**80-1247**  
Tall Standard Twist-In Used in Strip Fixtures for  
Rapid Start Applications, Slide-On Mounting  
20 Gauge Slots Upper & Lower  
2" H x 1 1/4" W x 3/4" Dia.  
Made from Urea 660W-600V



**80-1248**  
Tall Standard Twist-In Externally Shunted Used in Strip Fixtures for  
Instant Start Ballasts, Slide-On Mounting  
20 Gauge Slots Upper & 18 Gauge Lower  
2" H x 1 1/4" W x 3/4" Dia.  
Made from Urea 660W-600V

Instant - Shunted  
Rapid - Not Shunted

## Fluorescent Lampholders



### Snap-In Quickwire Fluorescent Lampholders F / R 17D Base T8 / T12 Lamps

#### Slimline FA Base



**80-2026** Plunger Quickwire Terminals For 18AWG Standard or No. 18-16 Solid 660W-600V



**80-2027** Fixed Quickwire Terminals For 18AWG Standard or No. 18-16 Solid 660W-600V



**80-2028** Plunger Quickwire Terminals For 18AWG Standard or No. 18-16 Solid 660W-600V



**80-2029** Fixed Quickwire Terminals For 18AWG Standard or No. 18-16 Solid 660W-600V

#### Recessed Contact Lampholders R75 / RX75 Base



**80-2364** Front Flange Mounting For Tungsten-Halogen Double Ended Metal Halide & High Pressure Sodium Lamps 18" SF-1 200" Wire 1500W-600V



**80-2365** Rear Flange Mounting For Tungsten-Halogen Double Ended Metal Halide & High Pressure Sodium Lamps 18" SF-1 200" Wire 1500W-600V

#### Medium Bi-Pin Lampholder Pedestal Type - G13 Base



**80-2311** Plunger Slide-On Shallow Base For T8 & T12 Lamps Accepts No. 18-16AWG Solid Wire Strip Wire 3/8" or 5/8" Quickwire Terminals 1 3/4" H x 1 1/2" W x 1 1/4" Dia. 660W-600V



**80-2312** Fixed Slide-On Shallow Base For T8 & T12 Lamps Accepts No. 18-16AWG Solid Wire Strip Wire 3/8" or 5/8" Quickwire Terminals 1 3/4" H x 1 1/2" W x 1 1/4" Dia. 660W-600V

#### Bi-Pin Lampholders



**80-2025** Medium - T8 / T12 Lamps Screw Terminals - G13 Base w/Screw & Nut For Flush or Surface 2 1/2" H x 1 1/2" W x 3/4" Dia. 660W-600V



**80-2022** Tall - T8 / T12 Lamps Turn-Type - G13 Base w/Screw & Nut Quickwire No. 18GA Designed For Electronic Ballasts 2 1/4" H x 1 1/4" W x 3/4" Dia. 660W-600V



**80-2494** Medium - "U" Shape Lamps Slide-On Self Aligning For T8 / T12 Lamps w/12" No. 18GA 105" Wire 1" H x 1" W x 1/2" Dia. 660W-600V



**80-1937** Medium - Straight-In For 20GA Panel Slide-On - G13 Base Quick Connect No. 18GA Non-Shunted 1 3/8" H x 1 1/8" W x 3/4" Dia. 660W-600V



# Fluorescent Lampholders

## Low Profile Long Twin Tube Lampholders

### 2G11 Lampholders



**80-1600**  
Horizontal Snap-In Mounting  
Multiple Bottom Push-In Wiring Ports  
Metal-Spring Lamp Retainer Clip  
1 5/8" H x 1 7/8" W x 7/8" Dia.  
660W-600V



**80-1601**  
Shunted Horizontal Snap-In Mounting  
for Electronic Ballasts  
Bottom Push-In Wiring  
1 5/8" H x 1 7/8" W x 7/8" Dia.  
660W-600V



**80-1602**  
Shunted Vertical Snap-In Mounting for  
Electronic Ballasts, Side Push-In Wiring  
Wireways Allow Routing on Top  
or Bottom of Mounting Panel  
2" H x 1 1/4" W x 7/8" Dia.  
660W-600V

### 2GX7 Lampholder



**80-2350**  
Horizontal Screw Mount  
w/Two Holes  
1 1/8" H x 1 5/8" W x 1 3/4" Dia.

### 2G11 Lamp Support Clips



**80-1603**  
Clear Vertical Clip  
UV Stable Polycarbonate  
Panel Thickness  
.023 - .039 (0.58-0.99) Max.  
1 5/8" H x 7/8" W x 3/8" Dia.



**80-1604**  
Clear Horizontal Clip  
UV Stable Polycarbonate  
Panel Thickness  
.023 - .039 (0.58-0.99) Max.  
1 1/4" H x 1 5/8" W x 3/8" Dia.

### 4-Pin Long Twin Tube Lampholder & Clips



**80-1605**  
4-Pin Long Twin Tube Lampholder  
Molded White Thermosetting Urea  
Copper Alloy, Double-Edge Contacts  
Push-In Wiring  
Accepts 18 AWG Leads - Solid, Solder  
Dipped or Twisted, Tinned & Fused  
1 7/8" H x 2 1/8" W x 7/8" Dia.  
660W-600V



**80-1606**  
Clear Plastic Horizontal Clip  
Panel Thickness  
.023 - .039 (0.58-0.99) Max.  
1 1/4" H x 1 5/8" W x 1/2" Dia.

### T-8 Clip



**80-2119**  
Stainless Steel Clip  
for Lamp Support

### Circline Clip




**90-935**  
Circline Fluorescent  
Clip

## Fluorescent Lampholders


Socket—2-Pin Lamps Rated 75W-600V




### Socket – 2-Pin Lamps




**90-1540**  
Horizontal Snap-In  
G23-G23-2 Base  
For: CF5, 7, 9DS and CF9DD




**90-1541**  
Horizontal Screw Down  
G23-G23-2 Base  
For: CF5, 7, 9DS and CF9DD



**90-1542**  
Vertical Screw Down  
G23-G23-2 Base  
For: CF5, 7, 9DS and CF9DD




**90-1543**  
Horizontal Snap-In  
GX23 & GX23-2 Base  
For: CF13DS and CF13DD




**90-1544**  
Horizontal Screw Down  
GX23 & GX23-2 Base  
For: CF13DS and CF13DD



**90-1545**  
Vertical Screw Down  
GX23 & GX23-2 Base  
For: CF13DS and CF13DD



**90-1547**  
18W Vertical Screw Down  
G24D-2 & GX24D-2 Base  
For: CF18DD and CF18DT



**90-1548**  
26W Vertical Screw Down  
G24D-3 & GX24D-3 Base  
For: CF26DD and CF26DT



**80-1506**  
13W 2-Pin Lampholder w/Uno Thread & Ring  
Height: 1 1/2" Push-In Terminals—Solid Wire  
w/U-Channel 1/8 IP Hickey, GX23 Twin,  
GX23-2 Quad  
75W-600V



**80-1227**  
13W Bright Gilt Socket  
w/Fluorescent GX23 & GX23-2  
2-Pin Lampholder, Height: 2"  
75W-600V



**80-1228**  
13W Bright Gilt Socket  
w/Fluorescent G24q & G24q-1  
4-Pin Lampholder, Height: 1 1/4"  
75W-600V




# Fluorescent Lampholders

## Socket—4-Pin Lamps Rated 75W-600V

### Vertical Mount Socket — 4-Pin Lamps




**90-1786**  
26W-32W-42W - 4-Pin  
G24Q-3 & GX24Q-4 Base  
Bottom Screw Down  
Vertical Mount




**80-2237**  
57W- 4-Pin  
GX24Q-5 Base  
Bottom Screw Down  
Vertical Mount



**80-2321**  
70W- 4-Pin  
GX24Q-6 Base  
Bottom Screw Down  
Vertical Mount



**90-1549**  
13W 4-Pin Bottom Screw Down  
G24Q-1 & GX24Q-1 Base  
For: CF13DD/E & CF13DT/E  
Vertical Mount



**90-1550**  
18W 4-Pin Bottom Screw Down  
G24Q-2 & GX24Q-2 Base  
For: CF18DD/E & CF18DT/E  
Vertical Mount



**90-1551**  
26-32W 4-Pin Bottom Screw Down  
G24Q-3 & GX24Q-3 Base  
For: CF26DD/E & CF26DT/E  
Vertical Mount



**90-2498**  
42W 4-Pin Bottom Screw Down  
G24Q-4 & GX24Q-4 Base  
For: CF42DD/E & CF42DT/E  
Vertical Mount

### Horizontal Mount Socket - 4-Pin Lamps




**80-2106**  
13W 4-Pin Bottom Screw Down  
G24Q-1 & GX24Q-1 Base  
For: CF13DD/E & CF13DT/E  
Horizontal Mount



**80-2107**  
18W 4-Pin Bottom Screw Down  
G24Q-2 & GX24Q-2 Base  
For: CF18DD/E & CF18DT/E  
Horizontal Mount



**80-2108**  
26-32W 4-Pin Bottom Screw Down  
G24Q-3 & GX24Q-3 Base  
For: CF26DD/E & CF26DT/E  
Horizontal Mount



**80-2109**  
42W 4-Pin Bottom Screw Down  
G24Q-4 & GX24Q-4 Base  
For: CF42DD/E & CF42DT/E  
Horizontal Mount

### 2-Pin CFL



### 4-Pin CFL



# SOCKETS & LAMP HOLDERS

## Electronic Socket & Ballasts

2 Step Safety Design GU24—4-Pin CFL - 120V/277V



Electronic Self-Ballasted CFL Lampholders - Less Caps - 1 Yr. Warranty (Replacement Only)



Smooth Phenolic  
**80-1846** 120V, 60Hz, 0.15A  
**80-1852** 277V, 60Hz, 0.15A  
 13W G24q-1 & GX24q-1  
 2" H x 1 1/2" W



Smooth Phenolic  
**80-1847** 120V, 60Hz, 0.20A  
**80-1853** 277V, 60Hz, 0.20A  
 18W G24q-2 & GX24q-2  
 2" H x 1 1/2" W



Smooth Phenolic  
**80-1848** 120V, 60Hz, 0.30A  
**80-1854** 277V, 60Hz, 0.30A  
 26W G24q-3 & GX24q-3  
 2" H x 1 1/2" W



Phenolic w/Uno Ring  
**80-1849** 120V, 60Hz, 0.15A  
**80-1855** 277V, 60Hz, 0.15A  
 13W G24q-1 & GX24q-1  
 2" H x 1 1/2" W



Phenolic w/Uno Ring  
**80-1850** 120V, 60Hz, 0.20A  
**80-1856** 277V, 60Hz, 0.20A  
 18W G24q-2 & GX24q-2  
 2" H x 1 1/2" W



Phenolic w/Uno Ring  
**80-1851** 120V, 60Hz, 0.30A  
**80-1857** 277V, 60Hz, 0.30A  
 26W G24q-3 & GX24q-3  
 2" H x 1 1/2" W

**NOTE: Maximum 6 Ballasts to a Circuit / Switch. Not for use with Dimmers.**

### 2 Step Safety Design GU24 Socket Instructions

**STEP 1:**

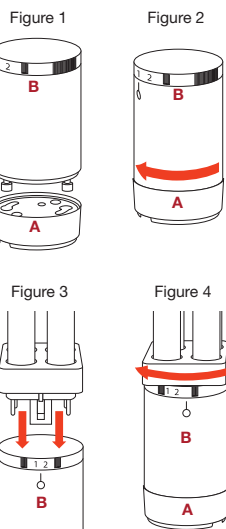
Insert the pins on the ballast housing (B) into the cap (A) of the GU24 lampholder & turn cap to the left to lock (Figures 1 & 2).

**STEP 2:**

Set the locking device on the ballast housing (B) to position "1" and install the bulb. Twist the bulb and locking device on the ballast housing (B) to position "2" to lock (Figures 3 & 4).

**RE-LAMPING:**

Twist the bulb and locking device on the ballast housing (B) to position "1" to remove & re-install the bulb. Twist the bulb and locking device on the ballast housing (B) to position "2" to lock.



Smooth

**STEP 1:**

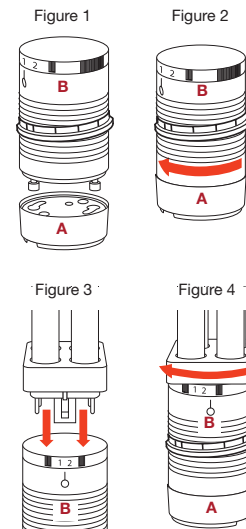
Insert the pins on the ballast housing (B) into the cap (A) of the GU24 lampholder & turn cap to the left to lock (Figures 1 & 2).

**STEP 2:**

Set the locking device on the ballast housing (B) to position "1" and install the bulb. Twist the bulb and locking device on the ballast housing (B) to position "2" to lock (Figures 3 & 4).

**RE-LAMPING:**

Twist the bulb and locking device on the ballast housing (B) to position "1" to remove & re-install the bulb. Twist the bulb and locking device on the ballast housing (B) to position "2" to lock.



Threaded



# Electronic Socket Caps

## 2 Step Safety Design GU24—4-Pin Ballast & Socket Combinations

### Also For GU24 Self Ballasted Lamps 120V-277V



**80-1858** 24" 18 AWM 105° Leads  
**80-1934** w/Quick Wire Terminals  
U-Channel 1/8 IP Hickey  
Height: 1 1/8"



**80-1859** 24" 18 AWM 105° Leads  
**80-1935** w/Quick Wire Terminals  
1/8 IP Bushing  
Height: 3/4"



**80-1860** 24" 18 AWM 105° Leads  
**80-2005** 13" 18 AWM 105° Leads &  
13" Ground Wire  
Snap Bracket, Height: 3/4"



**80-1861**  
L-Bracket  
24" 18 AWM 105° Leads  
Height: 3/4"



**80-1862** 24" 18 AWM 105° Leads  
**80-1953** w/Quick Wire Terminals  
with 1/8 IP Bushing  
Side Mount Bracket  
Height: 3/4"



**80-1863**  
Double Snap Bracket  
24" 18 AWM 105° Leads  
Height: 3/4"

## CFL Self-Ballast GU24 Lamps



**T2 Mini Spiral**  
**S8201** 9W-2700K  
**S8202** 11W-2700K  
**S8203** 13W-2700K  
**S8208** 13W-4100K  
**S8226** 13W-3500K



**T3 Mini Spiral**  
**S8204** 15W-2700K  
**S8205** 18W-2700K  
**S8206** 23W-2700K  
**S8207** 26W-2700K



**T2 Squat Spiral**  
**S8227** 13W-2700K  
**S8228** 18W-2700K

## GU24 Socket Reducer



**80-1888** Locking Function - White  
**90-2434** Removable Grip Function - White  
Medium to GU24 Reducer  
660W-600V

## GU24 Socket Ring



**80-1955**  
Uno Ring  
1 9/16" Inner Diameter  
1 15/16" Outer Diameter

## GU24 Extender



**80-2511**  
GU24 to GU24 - White  
Extender  
Height: 5/8"  
660W-600V

See Satco Lamp Specification Guide, For All Satco Lamps SA1039



# SOCKETS & LAMP HOLDERS

## Electronic Socket & Ballasts

Push Tab Lock GU24—4-Pin CFL 120V-277V



### Electronic Self-Ballasted CFL Lampholders - Less Caps - 1 Yr. Warranty (Replacement Only)



Smooth Phenolic  
**80-1710** 120V, 60Hz, 0.17A  
**80-2073** 277V, 60Hz, 0.17A  
 13W G24q-1 & GX24q-1  
 Height: 2" x 1 1/2" W



Smooth Phenolic  
**80-1712** 120V, 60Hz, 0.23A  
**80-2075** 277V, 60Hz, 0.23A  
 18W G24q-2 & GX24q-2  
 Height: 2" x 1 1/2" W



Smooth Phenolic  
**80-1949** 120V, 60Hz, 0.34A  
**80-2077** 277V, 60Hz, 0.34A  
 26W G24q-3 & GX24q-3  
 Height: 2" x 1 1/2" W



Phenolic w/Uno Ring  
**80-1711** 120V, 60Hz, 0.17A  
**80-2074** 277V, 60Hz, 0.17A  
 13W G24q-1 & GX24q-1  
 Height: 2" x 1 1/2" W



Phenolic w/Uno Ring  
**80-1713** 120V, 60Hz, 0.23A  
**80-2076** 277V, 60Hz, 0.23A  
 18W G24q-2 & GX24q-2  
 Height: 2" x 1 1/2" W



Phenolic w/Uno Ring  
**80-1950** 120V, 60Hz, 0.34A  
**80-2078** 277V, 60Hz, 0.34A  
 26W G24q-3 & GX24q-3  
 Height: 2" x 1 1/2" W



Phenolic w/Uno Ring  
**80-1869** 120V, 60Hz, 0.34A  
 26W G24q-3 & GX24q-3  
 Height: 2 1/2" x 2 1/8" W



Phenolic w/Uno Ring  
**80-1891** 120V, 60Hz, 0.34A  
 32W G24q-3 & GX24q-3  
 Height: 2 1/2" x 2 1/8" W



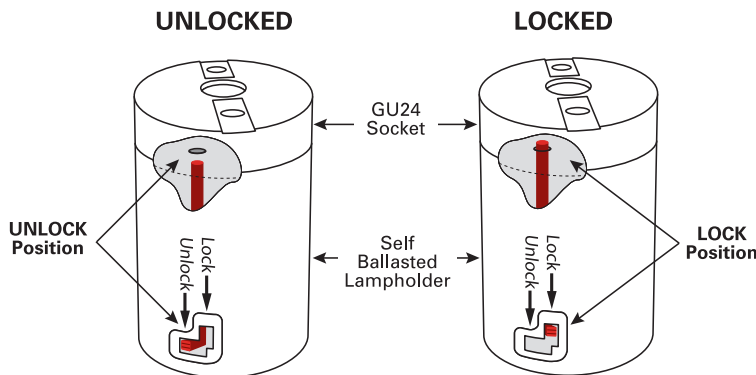
Phenolic  
**80-2104** 120V, 60Hz, 0.34A  
 42W G24q-4 & GX24q-4  
 Height: 2 3/4" x 2 1/2" W

**NOTE: Maximum 6 Ballasts to a Circuit/Switch. Not for use with Dimmers.**

### Tab Locking GU24 Socket (pat. pending)

#### Features:

- These are Self-Ballasted Lampholders, with electronic ballasts built in for CFL's.
- For use in dry, damp and wet locations.
- Withstand dielectric voltage test (Hi-Pot) at 1250V for one minute.
- Instant start.
- Power Factor (PF) >50%.
- Ambient temperature: -20°C ~ 50°C.
- Automatically protected from:
  - Poor contact between lamp & lampholder
  - Air leakage into bulb
  - Damaged bulb
- A quick-blow fuse is integrated into the lampholder to protect against power surges and the lampholder would have to be replaced when the fuse is blown.



**A.** With finger move Red Tab to UNLOCK position and twist the GU24 socket to detach the lampholder.

**B.** With finger move Red Tab to LOCK position to automatically lock the lampholder to the GU24 socket.





# Electronic Socket Caps CFL Self Ballast—GU24

Also For 4-Pin Ballasts & Socket Combinations 120V-277V



**80-1715**  
1/8 IP Bushing  
24" 18 AWM 105° Leads  
Height: 1/2"



**80-1720**  
Side Mount 1/8 IP Hickey  
24" 18 AWM 105° Leads  
Height: 1/2"



**80-1714** 24" 18 AWM 105° Leads  
**80-2594** 60" 18 AWM 105° Leads  
U-Channel 1/8 IP Hickey,  
Height: 1-1/4"



**80-1716**  
w/Ring U-Channel  
1/8 IP Hickey  
24" 18 AWM 105° Leads  
**80-1890**  
60" AWM Leads  
Height: 2"



**80-1717**  
w/Ring U-Channel 1/8 IP Hickey  
Screw Terminals  
Height: 1 3/4"



**80-1721**  
w/Ring U-Channel 1/8 IP Hickey,  
24" 18 AWM 105° Leads  
w/24" Ground Wire Attached PTH  
Height: 2"

## CFL Self-Ballast GU24 Lamps



T2 Mini Spiral  
**S8201** 9W-2700K  
**S8202** 11W-2700K  
**S8203** 13W-2700K  
**S8208** 13W-4100K  
**S8226** 13W-3500K



T3 Mini Spiral  
**S8204** 15W-2700K  
**S8205** 18W-2700K  
**S8206** 23W-2700K  
**S8207** 26W-2700K



T2 Squat Spiral  
**S8227** 13W-2700K  
**S8228** 18W-2700K

## GU24 Socket Reducer




**80-1888** Locking Function - White  
**90-2434** Removable Grip Function - White  
Medium to GU24 Reducer  
660W-600V

## GU24 Socket Uno-Ring



**80-2105**  
Uno Ring  
1 9/16" Inner Diameter  
1 15/16" Outer Diameter

## GU24 Twin Socket Cluster



**80-2490**  
2 Light GU24  
Socket w/Hickey  
12" 18AWM 105° B/W Wire, 1/2" Nipple  
Height: 2 3/4"  
660W-250V

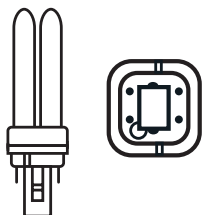
See Satco Lamp Specification Guide, For All Satco Lamps SA1039



# SOCKETS & LAMPHOLDERS

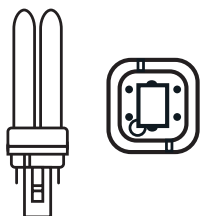
## Compact Fluorescent Lamps

### Quad Tube 4-Pin For Electronic & Dimming Ballasts



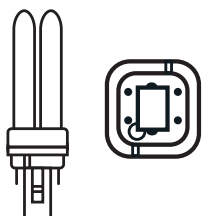
T4 Bulb 13W G24q-1 Base

| Cat No. | Lamp Code         | CCT (K) | CRI | Hours  | Lumens | M.O.L. | Packing  | Master |
|---------|-------------------|---------|-----|--------|--------|--------|----------|--------|
| S8329   | CFD13W/4P/827/ENV | 2700    | 82  | 10,000 | 900    | 5.2"   | Hang Box | 50     |
| S8330   | CFD13W/4P/830/ENV | 3000    | 82  | 10,000 | 900    | 5.2"   | Hang Box | 50     |
| S8331   | CFD13W/4P/835/ENV | 3500    | 82  | 10,000 | 900    | 5.2"   | Hang Box | 50     |
| S8332   | CFD13W/4P/841/ENV | 4100    | 82  | 10,000 | 900    | 5.2"   | Hang Box | 50     |



T4 Bulb 18W G24q-2 Base

| Cat No. | Lamp Code         | CCT (K) | CRI | Hours  | Lumens | M.O.L. | Packing  | Master |
|---------|-------------------|---------|-----|--------|--------|--------|----------|--------|
| S8333   | CFD18W/4P/827/ENV | 2700    | 82  | 10,000 | 1250   | 5.8"   | Hang Box | 50     |
| S8334   | CFD18W/4P/830/ENV | 3000    | 82  | 10,000 | 1250   | 5.8"   | Hang Box | 50     |
| S8335   | CFD18W/4P/835/ENV | 3500    | 82  | 10,000 | 1250   | 5.8"   | Hang Box | 50     |
| S8336   | CFD18W/4P/841/ENV | 4100    | 82  | 10,000 | 1250   | 5.8"   | Hang Box | 50     |



T4 Bulb 26W G24q-3 Base

| Cat No. | Lamp Code         | CCT (K) | CRI | Hours  | Lumens | M.O.L. | Packing  | Master |
|---------|-------------------|---------|-----|--------|--------|--------|----------|--------|
| S8337   | CFD26W/4P/827/ENV | 2700    | 82  | 10,000 | 1825   | 6.5"   | Hang Box | 50     |
| S8338   | CFD26W/4P/830/ENV | 3000    | 82  | 10,000 | 1825   | 6.5"   | Hang Box | 50     |
| S8339   | CFD26W/4P/835/ENV | 3500    | 82  | 10,000 | 1825   | 6.5"   | Hang Box | 50     |
| S8340   | CFD26W/4P/841/ENV | 4100    | 82  | 10,000 | 1825   | 6.5"   | Hang Box | 50     |

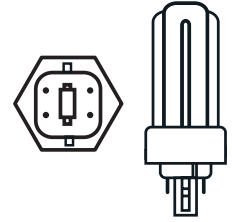


NOTE: These 4-Pin CF lamps have an internal end-of-life mechanism (EOL) that shuts down the lamp preventing abnormal end-of-life failure modes. This lamp was designed for use with high frequency ballasts that do not have their own end-of-life (lamp) sensing circuits, but it is also compatible with high frequency ballasts that have their own end-of-life (lamp) sensing circuits.

# Compact Fluorescent Lamps

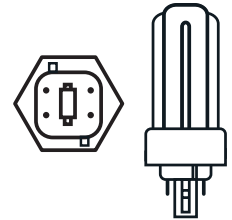
## Quad Tube 4-Pin For Electronic & Dimming Ballasts

| Cat No. | Lamp Code         | CCT (K) | CRI | Hours  | Lumens | M.O.L. | Packing  | Master |
|---------|-------------------|---------|-----|--------|--------|--------|----------|--------|
| S8396   | CFT13W/4P/830/ENV | 3000    | 82  | 10,000 | 900    | 4.2"   | Hang Box | 50     |
| S8397   | CFT13W/4P/835/ENV | 3500    | 82  | 10,000 | 900    | 4.2"   | Hang Box | 50     |
| S8398   | CFT13W/4P/841/ENV | 4100    | 82  | 10,000 | 900    | 4.2"   | Hang Box | 50     |



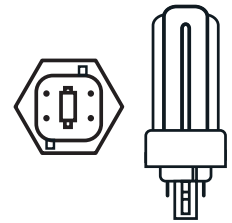
T4 Bulb 13W GX24q-1 Base

| Cat No. | Lamp Code         | CCT (K) | CRI | Hours  | Lumens | M.O.L. | Packing  | Master |
|---------|-------------------|---------|-----|--------|--------|--------|----------|--------|
| S8341   | CFT18W/4P/827/ENV | 2700    | 82  | 10,000 | 1200   | 4.4"   | Hang Box | 50     |
| S8342   | CFT18W/4P/830/ENV | 3000    | 82  | 10,000 | 1200   | 4.4"   | Hang Box | 50     |
| S8343   | CFT18W/4P/835/ENV | 3500    | 82  | 10,000 | 1200   | 4.4"   | Hang Box | 50     |
| S8344   | CFT18W/4P/841/ENV | 4100    | 82  | 10,000 | 1200   | 4.4"   | Hang Box | 50     |



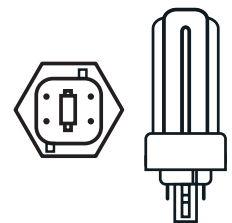
T4 Bulb 18W GX24q-2 Base

| Cat No. | Lamp Code         | CCT (K) | CRI | Hours  | Lumens | M.O.L. | Packing  | Master |
|---------|-------------------|---------|-----|--------|--------|--------|----------|--------|
| S8345   | CFT26W/4P/827/ENV | 2700    | 82  | 10,000 | 1800   | 5"     | Hang Box | 50     |
| S8346   | CFT26W/4P/830/ENV | 3000    | 82  | 10,000 | 1800   | 5"     | Hang Box | 50     |
| S8347   | CFT26W/4P/835/ENV | 3500    | 82  | 10,000 | 1800   | 5"     | Hang Box | 50     |
| S8348   | CFT26W/4P/841/ENV | 4100    | 82  | 10,000 | 1800   | 5"     | Hang Box | 50     |



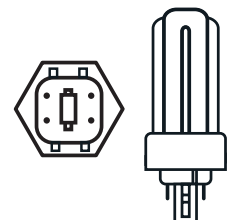
T4 Bulb 26W GX24q-3 Base

| Cat No. | Lamp Code         | CCT (K) | CRI | Hours  | Lumens | M.O.L. | Packing  | Master |
|---------|-------------------|---------|-----|--------|--------|--------|----------|--------|
| S8349   | CFT32W/4P/827/ENV | 2700    | 82  | 10,000 | 2400   | 5.6"   | Hang Box | 50     |
| S8350   | CFT32W/4P/830/ENV | 3000    | 82  | 10,000 | 2400   | 5.6"   | Hang Box | 50     |
| S8351   | CFT32W/4P/835/ENV | 3500    | 82  | 10,000 | 2400   | 5.6"   | Hang Box | 50     |
| S8352   | CFT32W/4P/841/ENV | 4100    | 82  | 10,000 | 2400   | 5.6"   | Hang Box | 50     |



T4 Bulb 32W GX24q-3 Base

| Cat No. | Lamp Code         | CCT (K) | CRI | Hours  | Lumens | M.O.L. | Packing  | Master |
|---------|-------------------|---------|-----|--------|--------|--------|----------|--------|
| S8353   | CFT42W/4P/827/ENV | 2700    | 82  | 10,000 | 3200   | 6.5"   | Hang Box | 50     |
| S8354   | CFT42W/4P/830/ENV | 3000    | 82  | 10,000 | 3200   | 6.5"   | Hang Box | 50     |
| S8355   | CFT42W/4P/835/ENV | 3500    | 82  | 10,000 | 3200   | 6.5"   | Hang Box | 50     |
| S8356   | CFT42W/4P/841/ENV | 4100    | 82  | 10,000 | 3200   | 6.5"   | Hang Box | 50     |



T4 Bulb 42W GX24q-4 Base

# SOCKETS & LAMPHOLDERS

## Fluorescent Receptacles

Pre-Wired Ceiling Receptacles GU24—Self Ballasted Lamp 660W-600V



### GU24 Fluorescent Phenolic & Porcelain Receptacles with Leads

#### Phenolic



**90-2469**  
Keyless White Phenolic  
GU24 Ceiling Receptacle  
6" AWM B/W Leads 105°C  
4 1/2" Dia.  
660W-600V



**90-2470**  
White Phenolic GU24  
On-Off Pull-Chain Ceiling Receptacle  
6" AWM B/W Leads 105°C  
4 1/2" Dia.  
75W-250V



**90-2484**  
White Phenolic GU24 On-Off Pull-Chain  
Ceiling Receptacle w/Grounded Outlet  
6" AWM B/W Leads 105°C  
4 1/2" Dia.  
75W-125V



#### Porcelain



**90-2580**  
Keyless White Porcelain  
GU24 Ceiling Receptacle  
6" AWM B/W Leads 105°  
4 3/8" Dia.  
660W-600V



**90-2582**  
Pull Chain White Porcelain  
GU24 On-Off Pull-Chain  
Ceiling Receptacle  
6" AWM B/W Lead  
4 3/8" Dia.  
660W-250V

### CFL Self-Ballast GU24 Lamps



T2 Mini Spiral  
**S8201** 9W-2700K  
**S8202** 11W-2700K  
**S8203** 13W-2700K  
**S8208** 13W-4000K  
**S8226** 13W-3500K



T3 Mini Spiral  
**S8204** 15W-2700K  
**S8205** 18W-2700K  
**S8206** 23W-2700K  
**S8207** 26W-2700K



T2 Squat Spiral  
**S8227** 13W-2700K  
**S8228** 18W-2700K

See Satco Lamp Specification Guide, Number SA1039



# Fluorescent Receptacles

## Ceiling Receptacles GU24—Self Ballasted Lamp

### GU24 Fluorescent Phenolic & Porcelain Receptacles with Screw Terminals

#### Phenolic



**90-2467** - 4 Terminal  
Keyless White Phenolic  
GU24 Ceiling Receptacle  
Screw Terminals  
4 1/2" Dia.  
660W-600V



**90-2468** - 4 Terminal  
White Phenolic GU24  
On-Off Pull-Chain  
Ceiling Receptacle  
Screw Terminals  
4 1/2" Dia.  
75W-250V



**90-2483** - 2 Terminal  
White Phenolic GU24 On-Off  
Pull-Chain Ceiling Receptacle  
w/Grounded Outlet  
Screw Terminals  
4 1/2" Dia.  
75W-125V

#### Porcelain



**90-2579** - 4 Terminal  
Keyless White Porcelain  
GU24 Ceiling Receptacle  
Screw Terminals  
4 3/8" Dia.  
660W-600V



**90-2581** - 4 Terminal  
White Porcelain GU24  
On-Off Pull-Chain Ceiling  
Receptacle Screw Terminals  
4 3/8" Dia.  
660W-250V

## Fluorescent Receptacles

Ceiling Receptacles GU24 w/Lexan Lens—For Self Ballasted Lamp



**GU24 Fluorescent Pull-Chain Fixture & Lens (2 Piece Set) for Self-Ballasted Lamps  
For 15W CFL—Maximum - 120V**



**90-2499** - 4 Terminal  
GU24 Pull-Chain Ceiling Receptacle w/Lens  
2 Knockouts 5.5" White Lens  
2 Piece Set  
6 3/4" H x 4 1/2" Dia.



**90-2499**  
(Shown Unassembled)

**GU24 Fluorescent Keyless Receptacle & Lens (Sold Separately) for Self-Ballasted Lamps  
For 15W CFL—Maximum - 120V**



*(Base Only)*  
**90-2467** - 4 Terminal  
GU24 Keyless Ceiling Receptacle  
Screw Terminals  
Base Only  
1 3/4" H x 4 1/2" Dia.



*(Lens Only)*  
**90-2513**  
6.2" White Lexan Lens for  
GU24 Keyless Ceiling Receptacle  
Lens Only



**90-2467/90-2513**  
(Shown Assembled)



## Fluorescent Fixtures GU24 Ceiling Fixtures w/Lexan Lens

### GU24 Fluorescent Pull Chain Fixture, Lens & Lamp (Short Size) 3 Piece Set - 120V



**S8227** 13W-2700K  
**S8228** 18W-2700K  
T2 Squat Spiral

**90-2616** 13W 2700K  
**90-2632** 18W 2700K  
GU24 Pull Chain Short Size  
w/Lexan Lens & Lamp  
w/ 9" 18AWM 105° B/W Leads  
4 1/4" H x 4 3/4" Dia.

### GU24 Fluorescent Keyless Fixture, Lens & Lamp (Short Size) 3 Piece Set - 120V



**S8227** 13W-2700K  
**S8228** 18W-2700K  
T2 Squat Spiral

**90-2615** 13W 2700K  
**90-2631** 18W 2700K  
GU24 Keyless Short Size  
w/Lexan Lens & Lamp  
w/ 9" 18AWM 105° B/W Leads  
4 1/4" H x 4 3/4" Dia.

# SOCKETS & LAMPHOLDERS

## Satco offers a complete line of LED lamps.

For a complete listing, visit [www.satco.com](http://www.satco.com) or request the Satco Lamp Specification Guide, item number SA1039.

LED A19 lamps



LED PAR lamps



LED filament style lamps



LED reflector lamps



LED downlights and retrofits



LED light engines and modules



LED CFL lamps




LED T8 and U-Bend lamps





# Ballasts

Fluorescent ballasts ..... 99-101  
 HID ballasts ..... 102-104



# FLUORESCENT BALLASTS



## A necessary function.

In a fluorescent lighting system, the ballast regulates the current to the lamps and provides a sufficient voltage to start them.

**Reliable, steady power.**

## Types of ballasts.

Ballasts consume electricity while providing the necessary circuit conditions; voltage, current, and wave form, to start and operate fluorescent lamps. There are three types of ballasts for commercial applications: magnetic, hybrid, and electronic.

Modern ballast designs use advanced electronics to more precisely regulate the current flowing through the electrical circuit. Since they use a higher cycle rate, you don't generally notice a flicker or a humming noise coming from an electronic ballast. Different lamps require specialized ballasts designed to maintain the specific voltage and current levels needed for varying tube designs.



# Fluorescent Ballasts

## T8 Instant Start, Program Start, Universal Voltage Ballasts

| Primary Lamp Type | No. of Lamps | Input Voltage | Satco Prod. No. | Ballast Code          | NAED Code | Wiring Method | Master |
|-------------------|--------------|---------------|-----------------|-----------------------|-----------|---------------|--------|
| F32T8             | 1            | 120/277       | S5207           | QTP1X32T8/UNIV/ISN/SC | 49941     | Leads         | 10     |
|                   | 2            | 120/277       | S5208           | QTP2X32T8/UNIV/ISN/SC | 49943     | Leads         | 10     |
|                   | 3            | 120/277       | S5209           | QTP3X32T8/UNIV/ISN/SC | 49945     | Leads         | 10     |
|                   | 4            | 120/277       | S5210           | QTP4X32T8/UNIV/ISN/SC | 49947     | Leads         | 10     |
| F32T8             | 1            | 120/277       | S5286           | QHE1X32T8/UNV/PSN/TC  | 51397     | Leads         | 10     |
|                   | 2            | 120/277       | S5287           | QHE2X32T8/UNV/PSN/TC  | 51408     | Leads         | 10     |
|                   | 3            | 120/277       | S5288           | QHE3X32T8/UNV/PSN/TC  | 51413     | Leads         | 10     |
|                   | 4            | 120/277       | S5289           | QHE4X32T8/UNV/PSN/TC  | 51418     | Leads         | 10     |

- Listed for: FBO16, FO17, FBO24, FO25, FBO31, FO32, FO40 & SS Equivalents
- Can operate 1 lamp on 2 lamp ballast, 2 lamps on 3 lamp ballast, 3 lamps on 4 lamp ballast
- For 40T8 operation use 1 lamp on 2 lamp ballast, 2 lamps on 3 lamp ballast, 3 lamps on 4 lamp ballast

|       |      |         |       |                       |       |       |   |
|-------|------|---------|-------|-----------------------|-------|-------|---|
| F96T8 | 1, 2 | 120/277 | S5213 | QTP2X59T8/UNIV/ISN/SC | 49598 | Leads | 1 |
|-------|------|---------|-------|-----------------------|-------|-------|---|

- Listed for: FO96T8 & SS Equivalents
- Can operate 1 lamp on 2 lamp ballast

## T12 Instant Start / Rapid Start Electronic Ballasts

| Primary Lamp Type | No. of Lamps | Input Voltage | Satco Prod. No. | Ballast Code          | NAED Code | Wiring Method | Master |
|-------------------|--------------|---------------|-----------------|-----------------------|-----------|---------------|--------|
| F40T12            | 1 or 2       | 120/277       | S5260           | DB240MVRN BALLAST UNV | 80205     | Leads         | 20     |

- Listed for: F40T12, F30T12, F25T12 Lamp(s)

|        |        |         |       |                        |       |       |    |
|--------|--------|---------|-------|------------------------|-------|-------|----|
| F96T12 | 1 or 2 | 120/277 | S6697 | DB296MVISN BALLAST UNV | 80206 | Leads | 20 |
|--------|--------|---------|-------|------------------------|-------|-------|----|

- Listed for: F96T12, F72T12, F48T12 Lamp(s)

## T12 T8 HO Instant Start / Rapid Start / Program Start

| Primary Lamp Type | No. of Lamps | Input Voltage | Satco Prod. No. | Ballast Code              | NAED Code | Wiring Method | Master |
|-------------------|--------------|---------------|-----------------|---------------------------|-----------|---------------|--------|
| T12/RS/HO         | 1/2          | 120/277       | Y50319          | QTP2X96T12/HO/UNV/RS      | 50319     | Leads         | 6      |
| T8/PS/HO          | 1/2          | 120/277       | Y50304          | QHE2X86T8/HO/UNV/PSN/HT-B | 50304     | Leads         | 10     |
| T8/IS/HO          | 1/2          | 120/277       | LPT80237        | DB-286HO-MV-TP-IS         |           | Leads         | 10     |

## T5 Programmed Start, Universal Voltage Ballasts

| Primary Lamp Type | No. of Lamps | Input Voltage | Satco Prod. No. | Ballast Code          | NAED Code | Wiring Method       | Master |
|-------------------|--------------|---------------|-----------------|-----------------------|-----------|---------------------|--------|
| FP28T5            | 1            | 120/277       | S5221           | QTP1X28T5/UNIV/PSN/NL | 49171     | Wiretap Connections | 20     |
|                   | 2            | 120/277       | S5222           | QTP2X28T5/UNIV/PSN/NL | 49181     | Wiretap Connections | 20     |

- Listed for: FP14, FP21, FP28, FP35 Lamp(s)

# FLUORESCENT BALLASTS

## Fluorescent Ballasts

### T5 HO Programmed Start, Universal Voltage Ballasts

| Primary Lamp Type   | No. of Lamps | Input Voltage | Satco Prod. No. | Ballast Code           | NAED Code | Wiring Method       | Master |
|---|--------------|---------------|-----------------|------------------------|-----------|---------------------|--------|
| FP24T5  | 2            | 120/277       | S5215           | QHE2X3924T5HO/UNV/NL   | 51479     | Wiretap Connections | 20     |
| <ul style="list-style-type: none"> <li>Listed for: FPC22T5, FPC24T5HO, FT24DL, CF24DF, FT36DL, FP39T5HO, FPC40T5 Lamp(s)</li> </ul> |              |               |                 |                        |           |                     |        |
| FP54T5  | 1            | 120/277       | S5218           | QTP1X54T5HO/UNV/PSN/NL | 49121     | Wiretap Connections | 20     |
|   | 2            | 120/277       | S5219           | QHE2X54T5HO/UNV/PSN/NL | 51471     | Wiretap Connections | 20     |
| <ul style="list-style-type: none"> <li>Listed for: FP54T5/HO, FT55DL, FPC55 Lamp(s)</li> </ul>                                      |              |               |                 |                        |           |                     |        |
| FP80T5  | 1            | 120/277       | S5220           | QTP1X80T5HO/UNV/PSN/NL | -         | Wiretap Connections | 20     |
| <ul style="list-style-type: none"> <li>Listed for: FP54T5/HO, FP80, FT80DL Lamp(s)</li> </ul>                                       |              |               |                 |                        |           |                     |        |

### FT40DL Instant Start, Universal Voltage Ballasts

| Primary Lamp Type  | No. of Lamps | Input Voltage | Satco Prod. No. | Ballast Code          | NAED Code | Wiring Method | Master |
|--|--------------|---------------|-----------------|-----------------------|-----------|---------------|--------|
| FT40   | 1            | 120/277       | Y49428          | QHE1X40DL/UNIV ISN-SC | 49428     | Leads         | 10     |
|  | 2            | 120/277       | Y49429          | QHE2X40DL/UNIV ISN-SC | 49429     | Leads         | 10     |
|  | 3            | 120/277       | Y49430          | QHE1X40DL/UNIV ISN-SC | 49430     | Leads         | 10     |
| <ul style="list-style-type: none"> <li>Listed for: FT40DL/28W/SS/IS</li> </ul> |              |               |                 |                       |           |               |        |

### Circline Instant Start, Dedicated Voltage Ballasts

| Primary Lamp Type | No. of Lamps | Input Voltage | Satco Prod. No. | Ballast Code            | NAED Code | Wiring Method   | Master |
|-------------------|--------------|---------------|-----------------|-------------------------|-----------|-----------------|--------|
| FC6, FC8          | 1            | 120           | S5296           | DB1S26RS120N W/SOCKET   | 80225     | Leads & Sockets | 60     |
| FC12, 16, 30      | 1            | 120           | S5297           | DB1S40RS120N W/SOCKET   | 80226     | Leads & Sockets | 60     |
| FC8 & FC 12       | 2            | 120           | S5298           | DB2S2232RS120N W/SOCKET | 80227     | Leads & Sockets | 60     |
| FC12 & FC16       | 2            | 120           | S5299           | DB2S2240RS120N W/SOCKET | 80228     | Leads & Sockets | 60     |

### Compact Fluorescent Programmed Start, Universal Voltage Ballasts

| Primary Lamp Type  | No. of Lamps | Input Voltage | Satco Prod. No. | Ballast Code               | NAED Code | Wiring Method       | Master |
|--|--------------|---------------|-----------------|----------------------------|-----------|---------------------|--------|
| CF13   | 1/2          | 120/277       | S5225           | QTP1/2X13CF/UNV/DM         | 51818     | Wiretap Connections | 20     |
| <ul style="list-style-type: none"> <li>Listed for: 1 or 2 CF13DD/E or CF13DT/E Lamp(s)</li> </ul>  |              |               |                 |                            |           |                     |        |
| CF18   | 1/2          | 120/277       | S5226           | QTP1/2X18CF/UNV/DM         | 51823     | Wiretap Connections | 20     |
| <ul style="list-style-type: none"> <li>Listed for: 1 or 2 CF18DD/E or CF18DT/E Lamp(s)</li> </ul>  |              |               |                 |                            |           |                     |        |
| CF26   | 1/2          | 120/277       | S5229           | QTP1/2X26CF/UNV/Dual Entry | 51833     | Wiretap Connections | 20     |
| <ul style="list-style-type: none"> <li>Listed for: 1 or 2 CF26DD/E or CF26DT/E Lamp(s)</li> <li>Also Listed for: 1 ea. CF32DT/E, CF42DT/E, F28/2D, F38/2D, FPC40T5, FT40DL Lamp</li> <li>Also Listed for: 2 ea. CF13DS/E, FT18DL/RS, CF18DF, F21/2D Lamps</li> </ul> |              |               |                 |                            |           |                     |        |

# Fluorescent Ballasts

## Compact Fluorescent Programmed Start, Universal Voltage Ballasts (continued)

| Primary Lamp Type | No. of Lamps | Input Voltage | Satco Prod. No. | Ballast Code         | NAED Code | Wiring Method       | Master |
|-------------------|--------------|---------------|-----------------|----------------------|-----------|---------------------|--------|
| CF26<br>CF32, 42  | 1/2<br>1     | 120/277       | <b>S5233</b>    | QTP2X26CF/UNV DM PEM | 51898     | Wiretap Connections | 16     |

- Listed for: 1 or 2 CF26DD/E or CF26DT/E Lamp(s)
- Also Listed for: 1 ea. CF32DT/E or CF42DT/E Lamp

|                          |          |         |              |                        |       |                     |    |
|--------------------------|----------|---------|--------------|------------------------|-------|---------------------|----|
| CF26, 32, 42<br>CF57, 70 | 1/2<br>1 | 120/277 | <b>S5235</b> | QTP2X26/32/42CF/UNV DM | 51843 | Wiretap Connections | 20 |
|--------------------------|----------|---------|--------------|------------------------|-------|---------------------|----|

- Listed for: 1 or 2 CF26DD/E or CF26DT/E Lamp(s)
- Also Listed for: 1 ea. CF32DT/E or CF42DT/E Lamp

## T12 (800mA) Electronic Sign Ballasts

| Primary Lamp Type | No. of Lamps | Input Voltage | Satco Prod. No. | Ballast Code     | Total Lamp Length | Master |
|-------------------|--------------|---------------|-----------------|------------------|-------------------|--------|
| T12/RS/HO         | 1-2          | 120/277       | <b>LPT80239</b> | DB-0216-12-MV-TP | 2 ft. - 16 ft.    | 1      |
|                   | 1-4          | 120/277       | <b>LPT80240</b> | DB-1040-14-MV-TP | 10 ft. - 40 ft.   | 1      |
|                   | 1-4          | 120/277       | <b>LPT80241</b> | DB-0432-14-MV-TP | 4 ft. - 32 ft.    | 1      |
|                   | 4-6          | 120/277       | <b>LPT80242</b> | DB-0848-46-MV-TP | 8 ft. - 48 ft.    | 1      |

- Listed for all T12 HO lamps 18" thru 96": F18T12, F24T12, F30T12, F42T12, F48T12/SS, F48T12, F60T12, F64T12, F72T12, F84T12, F96T12/SS, F96T12/CT, F96T12

## T12 HO (800mA) Rapid Start Sign Ballasts

| Primary Lamp Type | No. of Lamps | Input Voltage | Satco Prod. No. | Ballast Code   | Total Lamp Length | Master |
|-------------------|--------------|---------------|-----------------|----------------|-------------------|--------|
| T12/RS/HO         | 1-2          | 120           | <b>S5290</b>    | MSB-12-0412-TP | 4 ft. - 12 ft.    | 1      |
|                   | 2-4          | 120           | <b>S5291</b>    | MSB-24-0620-TP | 6 ft. - 20 ft.    | 1      |
|                   | 2-4          | 120           | <b>S5292</b>    | MSB-24-1224-TP | 12 ft. - 24 ft.   | 1      |
|                   | 2-4          | 120           | <b>S5293</b>    | MSB-24-2040-TP | 20 ft. - 40 ft.   | 1      |
|                   | 4-6          | 120           | <b>S5294</b>    | MSB-46-1240-TP | 12 ft. - 40 ft.   | 1      |
|                   | 4-6          | 120           | <b>S5295</b>    | MSB-46-2448-TP | 24 ft. - 48 ft.   | 1      |

- Listed for all T12 HO lamps 18" thru 96": F18T12, F24T12, F30T12, F42T12, F48T12/SS, F48T12, F60T12, F64T12, F72T12, F84T12, F96T12/SS, F96T12/CT, F96T12

## HID Ballasts

### MH Magnetic Ballasts – Pulse Start (5 Tap is a SKU reducer)

| Primary Lamp Type | Tap | Satco Prod. No. | Ballast Code             | Circuit Type | ANSI Code  | Start Method | Title 20 | Master |
|-------------------|-----|-----------------|--------------------------|--------------|------------|--------------|----------|--------|
| 50W PS            | 5   | LPT83602        | P50ML5AC3 PULSE MH50     | CWA          | M110       | PULSE        | N        | 1      |
| 70W PS            | 5   | LPT88603        | P70ML5AA3 PULSE MH70     | HW-HPF       | M98, M85   | PULSE        | N        | 1      |
| 100W PS           | 5   | LPT88604        | P100ML5AA3 PULSE MH100   | HX-HPF       | M90        | PULSE        | N        | 1      |
| 150W PS           | 5   | LPT88605        | P150ML5AA3 PULSE MH150   | CWA          | M102, M81  | PULSE        | N        | 1      |
| 250W PS           | 5   | LPT88608        | P250ML5AA4 PULSE MH250   | CWA          | M138, M153 | PULSE        | N        | 1      |
| 320W PS           | 5   | LPT88609        | P320ML5AA4 PULSE MH320   | CWA          | M132, M154 | PULSE        | N        | 1      |
| 350W PS           | 5   | LPT86610        | P350ML5AA4 PULSE MH350   | CWA          | M131       | PULSE        | N        | 1      |
| 400W PS           | 5   | LPT88611        | P400ML5AA4 PULSE MH400   | CWA          | M135, M155 | PULSE        | N        | 1      |
| 750W PS           | 5   | LPT88613        | P750ML5AA5 PULSE MH750   | CWA          | M149       | PULSE        | N        | 1      |
| 1000W PS          | 5   | LPT84614        | P1000ML5AB5 PULSE MH1000 | CWA          | M141       | PULSE        | N        | 1      |

|         |   |          |                        |     |            |       |   |   |
|---------|---|----------|------------------------|-----|------------|-------|---|---|
| 175W PS | 4 | LPT85506 | P175MLTEC4 PULSE MH175 | CWA | M137, M152 | PULSE | Y | 1 |
| 200W PS | 4 | LPT85507 | P200MLTEC4 PULSE MH200 | CWA | M136       | PULSE | Y | 1 |
| 250W PS | 4 | LPT85508 | P250MLTEC4 PULSE MH250 | CWA | M138, M153 | PULSE | Y | 1 |
| 320W PS | 4 | LPT85509 | P320MLTEC4 PULSE MH320 | CWA | M132, M154 | PULSE | Y | 1 |
| 350W PS | 4 | LPT85510 | P350MLTEC4 PULSE MH350 | CWA | M131       | PULSE | Y | 1 |
| 400W PS | 4 | LPT85511 | P400MLTEC4 PULSE MH400 | CWA | M135, M155 | PULSE | Y | 1 |

|          |   |          |                          |        |            |       |   |   |
|----------|---|----------|--------------------------|--------|------------|-------|---|---|
| 70W PS   | 3 | LPT83703 | P70TRILC3 PULSE MH70     | HX-HPF | M98, M85   | PULSE | N | 1 |
| 100W PS  | 3 | LPT83704 | P100TRILC3 PULSE MH100   | HX-HPF | M90, M140  | PULSE | N | 1 |
| 150W PS  | 3 | LPT83705 | P150TRILC3 PULSE MH150   | HX-HPF | M102, M142 | PULSE | N | 1 |
| 175W PS  | 3 | LPT83706 | P175TRILC3 PULSE MH175   | CWA    | M137, M152 | PULSE | - | 1 |
| 200W PS  | 3 | LPT83707 | P200TRIAC3 PULSE MH200   | CWA    | M136       | PULSE | - | 1 |
| 250W PS  | 3 | LPT83708 | P250TRIAC4 PULSE MH250   | CWA    | M138, M153 | PULSE | - | 1 |
| 320W PS  | 3 | LPT83709 | P320TRIAC4 PULSE MH320   | CWA    | M132, M154 | PULSE | - | 1 |
| 350W PS  | 3 | LPT83710 | P350TRIAC4 PULSE MH350   | CWA    | M131       | PULSE | - | 1 |
| 400W PS  | 3 | LPT83711 | P400TRIAC4 PULSE MH400   | CWA    | M135, M155 | PULSE | - | 1 |
| 750W PS  | 3 | LPT83713 | P750TRIAC5 PULSE MH750   | CWA    | M149       | PULSE | - | 1 |
| 1000W PS | 3 | LPT83714 | P1000TRIAC5 PULSE MH1000 | CWA    | M141       | PULSE | - | 1 |

|         |         |          |                        |     |      |       |   |   |
|---------|---------|----------|------------------------|-----|------|-------|---|---|
| 750W PS | 480/120 | LPT83413 | P75048TAC5 PULSE MH750 | CWA | M149 | PULSE | N | 1 |
|---------|---------|----------|------------------------|-----|------|-------|---|---|

# HID Ballasts

## MH Magnetic Ballasts – Probe Start (5 Tap is a SKU reducer)

| Primary Lamp Type | Tap     | Satco Prod. No. | Ballast Code             | Circuit Type | ANSI Code | Start Method | Title 20 | Master |
|-------------------|---------|-----------------|--------------------------|--------------|-----------|--------------|----------|--------|
| MH175             | 5       | LPT87606        | M175ML5AA3 PROBE MH175   | CWA          | M57       | PROBE        | N        | 1      |
| MH250             | 5       | LPT87608        | M250ML5AA4 PROBE MH250   | CWA          | M58       | PROBE        | N        | 1      |
| MH400             | 5       | LPT87611        | M400ML5AA4 PROBE MH400   | CWA          | M59       | PROBE        | N        | 1      |
| MH1000            | 5       | LPT87614        | M1000ML5AA5 PROBE MH1000 | CWA          | M47       | PROBE        | N        | 1      |
| MH1500            | 5       | LPT81615        | M1500ML5AC5 PROBE MH1500 | CWA          | M48       | PROBE        | N        | 1      |
| MH175             | 4       | LPT81506        | M175MLTAC3 PROBE MH175   | CWA          | M57       | PROBE        | N        | 1      |
| MH400             | 4       | LPT81511        | M400MLTAC4 PROBE MH400   | CWA          | M59       | PROBE        | N        | 1      |
| MH1000            | 4       | LPT81514        | M1000MLTAC5 PROBE MH1000 | CWA          | M47       | PROBE        | N        | 1      |
| MH1500            | 4       | LPT89515        | M1500MLTAB5 PROBE MH1500 | CWA          | M48       | PROBE        | N        | 1      |
| MH400             | 480/120 | LPT81411        | M40048TAC4 PROBE MH400   | CWA          | M59       | PROBE        | N        | 1      |
| MH1000            | 480/120 | LPT81414        | M100048TAC5 PROBE MH1500 | CWA          | M47       | PROBE        | N        | 1      |
| MH175             | 3       | LPT81706        | M174TRIAC3 PROBE MH175   | CWA          | M57       | PROBE        | N        | 1      |
| MH250             | 3       | LPT81708        | M250TRIAC4 PROBE MH250   | CWA          | M58       | PROBE        | N        | 1      |
| MH2400            | 3       | LPT81711        | M400TRIAC4 PROBE MH400   | CWA          | M59       | PROBE        | N        | 1      |
| MH1000            | 3       | LPT81714        | M1000TRIAC5 PROBE MH1000 | CWA          | M47       | PROBE        | N        | 1      |

## HPS Magnetic Ballasts – 5 & 4 Tap

| Primary Lamp Type | Tap | Satco Prod. No. | Ballast Code        | Circuit Type | ANSI Code | Start Method | Title 20 | Master |
|-------------------|-----|-----------------|---------------------|--------------|-----------|--------------|----------|--------|
| 250W HPS          | 5   | LPT86608        | S250ML5AA4 HP250    | CWA          | S50       | -            | N        | 1      |
| 400W HPS          | 5   | LPT86611        | S400ML5AA4 HPS400   | CWA          | S51       | -            | N        | 1      |
| 600W HPS          | 5   | LPT86612        | S600ML5AA4 HPS600   | CWA          | S106      | -            | N        | 1      |
| 1000W HPS         | 5   | LPT86614        | S1000ML5AA5 HPS1000 | CWA          | S52       | -            | N        | 1      |
| 50W HPS           | 4   | LPT82502        | S50MLTLC3 HPS50     | HX-HPF       | S68       | -            | N        | 1      |
| 70W HPS           | 4   | LPT82503        | S70MLTLC3 HPS70     | HX-HPF       | S62       | -            | N        | 1      |
| 100W HPS          | 4   | LPT82504        | S100MLTLC3 HPS100   | HX-HPF       | S54       | -            | N        | 1      |
| 150W HPS          | 4   | LPT82505        | S150MLTLC3 HPS150   | HX-HPF       | S55       | -            | N        | 1      |
| 200W HPS          | 4   | LPT86507        | S200MLTAA4 HPS200   | CWA          | S66       | -            | N        | 1      |

## HID Ballasts

### HPS Magnetic Ballasts – 3 Tap

| Primary Lamp Type | Tap | Satco Prod. No. | Ballast Code        | Circuit Type | ANSI Code | Input Voltage | Title 20 | Master |
|-------------------|-----|-----------------|---------------------|--------------|-----------|---------------|----------|--------|
| 50W HPS           | 3   | LPT82702        | S50TRILC3 HPS50     | HX-HPF       | S68       | 120/277/347   | N        | 1      |
| 70W HPS           | 3   | LPT82703        | S70TRILC3 HPS70     | HX-HPF       | S62       | 120/277/347   | N        | 1      |
| 100W HPS          | 3   | LPT82704        | S100TRILC3 HPS100   | HX-HPF       | S54       | 120/277/347   | N        | 1      |
| 150W HPS          | 3   | LPT82705        | S150TRILC3 HPS150   | HX-HPF       | S55       | 120/277/347   | N        | 1      |
| 250W HPS          | 3   | LPT82708        | S250TRIAC4 HPS250   | CWA          | S50       | 120/277/347   | N        | 1      |
| 400W HPS          | 3   | LPT82711        | S400TRILC4 HPS400   | CWA          | S51       | 120/277/347   | N        | 1      |
| 1000W HPS         | 3   | LPT82714        | S1000TRIAC5 HPS1000 | CWA          | S52       | 120/277/347   | N        | 1      |

### MH Electronic Ballasts – Ceramic Type

| Primary Lamp Type | No. of Lamps | Input Voltage | Satco Prod. No. | Ballast Code                        | Mounting | L x W x H (inches)    | Master |
|-------------------|--------------|---------------|-----------------|-------------------------------------|----------|-----------------------|--------|
| CDM20             | 1            | 120           | S6789           | HQEB/MH20/120LA1F 120V BUTTER STICK | FCAN     | 5 1/2 x 1 3/4 x 1 1/4 | 40     |
| CDM35, 39         | 1            | 120           | S6790           | HQEB/MH39/120LA21 120V BUTTER STICK | FCAN     | 5 1/2 x 1 3/4 x 1 1/4 | 40     |
| CDM50             | 1            | 120           | S6791           | HQEB/MH50/120LA1F 120V BUTTER STICK | FCAN     | 5 1/2 x 1 3/4 x 1 1/4 | 40     |
| CDM20             | 1            | 120           | S6792           | HQEB/MH20/120LA2F 120V SQUARE       | FCAN     | 3 1/2 x 3 x 1 1/4     | 40     |
| CDM70             | 1            | 120           | S6793           | HQEB/MH39/102LA2F 120V SQUARE       | FCAN     | 3 1/2 x 3 x 1 1/4     | 40     |
| CDM100            | 1            | 120           | S6794           | HQEB/MH50/120LA2F 120V SQUARE       | FCAN     | 3 1/2 x 3 x 1 1/4     | 40     |

|           |   |     |        |                                  |      |                       |    |
|-----------|---|-----|--------|----------------------------------|------|-----------------------|----|
| CDM35, 39 | 1 | UNV | S6795* | HQEB/MH35/123L2AF UNV RECTANGLE  | JCAN | 5 1/2 x 3 5/8 x 1 1/2 | 20 |
| CDM70     | 1 | UNV | S6796* | HQEB/MH70/123L2AF UNV RECTANGLE  | JCAN | 5 1/2 x 3 5/8 x 1 1/2 | 20 |
| CDM100    | 1 | UNV | S6797* | HQEB/MH100/123L2AF UNV RECTANGLE | JCAN | 5 1/2 x 3 5/8 x 1 1/2 | 20 |
| CDM35, 39 | 1 | UNV | S6798  | HQEB/MH35/123L1AF UNV RECTANGLE  | FCAN | 5 1/2 x 3 5/8 x 1 1/2 | 20 |
| CDM70     | 1 | UNV | S6799  | HQEB/MH70/123L1AF UNV RECTANGLE  | FCAN | 5 1/2 x 3 5/8 x 1 1/2 | 20 |
| CDM100    | 1 | UNV | S6800  | HQEB/MH100/123L1AF UNV RECTANGLE | FCAN | 5 1/2 x 3 5/8 x 1 1/2 | 20 |
| CDM150    | 1 | UNV | S6801  | HQEB/MH150/123L1AF UNV RECTANGLE | FCAN | 6 1/2 x 3 5/8 x 1 1/2 | 20 |
| CDM150    | 1 | UNV | S6804* | HQEB/MH150/123L2AF UNV RECTANGLE | JCAN | 6 1/2 x 3 5/8 x 1 1/2 | 20 |

\* Bottom Feed Studs

### Hydroponic/Horticulture Ballasts – Fan Cooled

| Primary Lamp Type | Tap      | Satco Prod. No. | Ballast Code                                | Dimming Options | L x W x H (inches)        | Master |
|-------------------|----------|-----------------|---|-----------------|---------------------------|--------|
| 400W HPS MH       | 120-240V | S2791           | 400W DIMM 120/240V MH/HPS W/120V 8FT PLUG   | 150W/250W/400W  | 9 13/16 x 4 1/2 x 2 13/16 | 4      |
| 600W HPS MH       | 120-240V | S2792           | 600W DIMM 120/240V MH/HPS W/120V 8FT PLUG   | 250W/400W/600W  | 12 x 4 1/2 x 2 13/16      | 4      |
| 1000W HPS MH      | 120-240V | S2793           | 1000W DIMM 120/240V MH/HPS W/120V 8FT PLUG  | 600W/750W/1000W | 14 7/16 x 4 1/2 x 2 13/16 | 4      |
| CORD FOR 240V     | 240V     | S2794           | 8FT 240V POWER CORD FOR S2791, S2792, S2793 | -               | -                         | 1      |

#### NOTES – Taps Defined:

5 Tap: 120/208/240/277/480V      3 Tap: 120/208/347V  
 4 Tap: 120/208/240/277V      UNV: 120 – 277V





Switches (rotary, push, pull chain, toggle)..... 106-109  
 Dimmer controls & switches..... 110-111  
 Attachment plugs ..... 112-114

## Switches & Accessories

Line cord switches ..... 115  
 Rocker switches ..... 116  
 Photoelectric & touch switches..... 117-118  
 Socket extenders, reducers & adapters..... 119-121  
 Outlets (plug-in & add-on) ..... 122





## Rotary Switches


### On-Off, 3 Way & Lighted Switches



80-1132 Brass Finish

#### On-Off Metal Rotary Switch, Metal Bushing, Single Circuit, Rated: 6A-125V, 3A-250V

| Cat No. | Finish | Function | Bushing | Leads | Strip | Packed |
|---------|--------|----------|---------|-------|-------|--------|
| 80-1132 | Brass  | On-Off   | 3/8"    | 6"    | 3/4"  | 250    |
| 90-501  | Brass  | On-Off   | 3/8"    | 6"    | 3/4"  | 250    |
| 80-1133 | Nickel | On-Off   | 3/8"    | 6"    | 3/4"  | 250    |
| 90-507  | Nickel | On-Off   | 3/8"    | 6"    | 3/4"  | 250    |
| 80-1134 | Brass  | On-Off   | 5/8"    | 6"    | 3/4"  | 250    |
| 80-1135 | Nickel | On-Off   | 5/8"    | 6"    | 3/4"  | 250    |
| 80-1363 | Brass  | On-Off   | 1-1/8"  | 6"    | 3/4"  | 250    |
| 80-1364 | Nickel | On-Off   | 1-1/8"  | 6"    | 3/4"  | 250    |
| 80-1413 | Brass  | On-Off   | 1-1/2"  | 6"    | 3/4"  | 250    |
| 80-1414 | Nickel | On-Off   | 1-1/2"  | 6"    | 3/4"  | 250    |


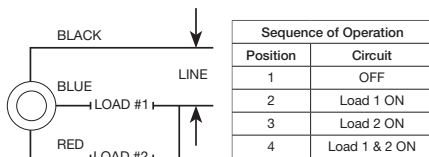


80-1136 Brass Finish

#### 3-Way Metal Rotary Switch, Metal Bushing, 2 Circuit, 4 Position (L-1, L-2, L1-2, Off). Rated: 6A-125V, 3A-250V

| Cat No. | Finish | Function | Bushing | Leads | Strip | Packed |
|---------|--------|----------|---------|-------|-------|--------|
| 80-1136 | Brass  | 3-Way    | 3/8"    | 6"    | 3/4"  | 250    |
| 90-504  | Brass  | 3-Way    | 3/8"    | 6"    | 3/4"  | 250    |
| 80-1137 | Nickel | 3-Way    | 3/8"    | 6"    | 3/4"  | 250    |
| 90-590  | Nickel | 3-Way    | 3/8"    | 6"    | 3/4"  | 250    |
| 80-1138 | Brass  | 3-Way    | 5/8"    | 6"    | 3/4"  | 250    |
| 80-1139 | Nickel | 3-Way    | 5/8"    | 6"    | 3/4"  | 250    |
| 80-1365 | Brass  | 3-Way    | 1-1/8"  | 6"    | 3/4"  | 250    |
| 80-1366 | Nickel | 3-Way    | 1-1/8"  | 6"    | 3/4"  | 250    |
| 80-1415 | Brass  | 3-Way    | 1-1/2"  | 6"    | 3/4"  | 250    |
| 80-1416 | Nickel | 3-Way    | 1-1/2"  | 6"    | 3/4"  | 250    |

Wiring Diagram For Rotary & Push 3 Way



80-1360 Nickel Finish

#### On-Off Lighted Rotary Switch, Plastic Bushing, Single Circuit, Rated: 6A-125V, 3A-250V

| Cat No. | Finish | Function | Bushing | Leads | Strip | Packed |
|---------|--------|----------|---------|-------|-------|--------|
| 80-1359 | Brass  | On-Off   | 3/8"    | 6"    | 3/4"  | 250    |
| 80-1360 | Nickel | On-Off   | 3/8"    | 6"    | 3/4"  | 250    |



80-1361 Brass Finish

#### 3-Way Lighted Rotary Switch, Plastic Bushing, 2 Circuit, 4 Position (L-1, L-2, L1-2, Off). Rated: 6A-125V, 3A-250V

| Cat No. | Finish | Function | Bushing | Leads | Strip | Packed |
|---------|--------|----------|---------|-------|-------|--------|
| 80-1361 | Brass  | 3-Way    | 3/8"    | 6"    | 3/4"  | 250    |
| 80-1362 | Nickel | 3-Way    | 3/8"    | 6"    | 3/4"  | 250    |

1/8 - 27 IPS



## Push Switches

On-off, 3 Way, & Lighted Switches

### On-Off Metal Push Switch, Metal Bushing, Single Circuit, Rated: 6A-125V, 3A-250V


| Cat No. | Finish | Function | Bushing | Leads | Strip | Packed |
|---------|--------|----------|---------|-------|-------|--------|
| 80-1124 | Brass  | On-Off   | 3/8"    | 6"    | 3/4"  | 250    |
| 90-508  | Brass  | On-Off   | 3/8"    | 6"    | 3/4"  | 250    |
| 80-1125 | Nickel | On-Off   | 3/8"    | 6"    | 3/4"  | 250    |
| 90-1676 | Nickel | On-Off   | 3/8"    | 6"    | 3/4"  | 250    |
| 80-1126 | Brass  | On-Off   | 5/8"    | 6"    | 3/4"  | 250    |
| 80-1127 | Nickel | On-Off   | 5/8"    | 6"    | 3/4"  | 250    |
| 80-1367 | Brass  | On-Off   | 1-1/8"  | 6"    | 3/4"  | 250    |
| 80-1368 | Nickel | On-Off   | 1-1/8"  | 6"    | 3/4"  | 250    |
| 80-1409 | Brass  | On-Off   | 1-1/2"  | 6"    | 3/4"  | 250    |
| 80-1410 | Nickel | On-Off   | 1-1/2"  | 6"    | 3/4"  | 250    |



80-1124 Brass Finish

### 3-Way Metal Push Switch, Metal Bushing, 2 Circuit, 4 Position (L-1, L-2, L1-2, Off), Rated: 6A-125V, 3A-250V


| Cat No. | Finish | Function | Bushing | Leads | Strip | Packed |
|---------|--------|----------|---------|-------|-------|--------|
| 80-1128 | Brass  | 3-Way    | 3/8"    | 6"    | 3/4"  | 250    |
| 90-1678 | Brass  | 3-Way    | 3/8"    | 6"    | 3/4"  | 250    |
| 80-1129 | Nickel | 3-Way    | 3/8"    | 6"    | 3/4"  | 250    |
| 90-1679 | Nickel | 3-Way    | 3/8"    | 6"    | 3/4"  | 250    |
| 80-1130 | Brass  | 3-Way    | 5/8"    | 6"    | 3/4"  | 250    |
| 80-1131 | Nickel | 3-Way    | 5/8"    | 6"    | 3/4"  | 250    |
| 80-1369 | Brass  | 3-Way    | 1-1/8"  | 6"    | 3/4"  | 250    |
| 80-1370 | Nickel | 3-Way    | 1-1/8"  | 6"    | 3/4"  | 250    |
| 80-1411 | Brass  | 3-Way    | 1-1/2"  | 6"    | 3/4"  | 250    |
| 80-1412 | Nickel | 3-Way    | 1-1/2"  | 6"    | 3/4"  | 250    |



80-1128 Brass Finish

### On-Off Lighted Push Switch, Plastic Bushing, Single Circuit, Rated: 6A-125V, 3A-250V


| Cat No. | Finish | Function | Bushing | Leads | Strip | Packed |
|---------|--------|----------|---------|-------|-------|--------|
| 80-1355 | Brass  | On-Off   | 3/8"    | 6"    | 3/4"  | 250    |
| 80-1356 | Nickel | On-Off   | 3/8"    | 6"    | 3/4"  | 250    |



80-1356 Nickel Finish

### 3-Way Lighted Push Switch, Plastic Bushing, 2 Circuit, 4 Position (L-1, L-2, L1-2, Off), Rated: 6A-125V, 3A-250V

| Cat No. | Finish | Function | Bushing | Leads | Strip | Packed |
|---------|--------|----------|---------|-------|-------|--------|
| 80-1357 | Brass  | 3-Way    | 3/8"    | 6"    | 3/4"  | 250    |
| 80-1358 | Nickel | 3-Way    | 3/8"    | 6"    | 3/4"  | 250    |



80-1357 Brass Finish

1/8 - 27 IPS




## Pull Chain Canopy & Ceiling Fan



90-704 Brass Finish

**On-Off Canopy Switch, Single Circuit w/Metal Chain,  
White Cord & Bell, Rated: 6A-125V, 3A-250V**


| Cat No. | Finish | Function | Bushing | Leads | Strip | Packed |
|---------|--------|----------|---------|-------|-------|--------|
| 90-704  | Brass  | On-Off   | 3/8"    | 6"    | 3/4"  | 500    |
| 90-505  | Nickel | On-Off   | 3/8"    | 6"    | 3/4"  | 500    |



90-2260 Brass Finish

**3-Way Canopy Switch, 2 Circuit, 4 Position w/Metal Chain,  
White Cord & Bell, Rated: 6A-125V, 3A-250V**

| Cat No. | Finish | Function   | Bushing | Leads | Strip | Packed |
|---------|--------|------------|---------|-------|-------|--------|
| 90-2260 | Brass  | 4 Position | 3/8"    | 6"    | 3/4"  | 500    |
| 90-2261 | Nickel | 4 Position | 3/8"    | 6"    | 3/4"  | 500    |



90-689 Nickel Finish

**3-Way Ceiling Fan Switch, 2 Circuit w/Metal Chain,  
White Cord & Bell, Rated: 6A-125V, 3A-250V**

| Cat No. | Finish | Function | Bushing | Leads | Strip | Packed |
|---------|--------|----------|---------|-------|-------|--------|
| 90-689  | Nickel | 3-Way    | 3/8"    | 6"    | 3/4"  | 100    |



80-1983 Nickel Finish

**3 Speed Ceiling Fan Switch, 4 Wire Quick Connect, 2 Circuit  
w/Metal Chain, White Cord & Bell, No Leads,  
Rated: 6A-125V, 3A-250V**

| Cat No. | Finish | Function | Bushing | Leads | Strip | Packed |
|---------|--------|----------|---------|-------|-------|--------|
| 80-1983 | Nickel | 3 Speed  | 3/8"    | None  | N/A   | 250    |
| 80-1994 | Brass  | 3 Speed  | 3/8"    | None  | N/A   | 250    |

**No. 6  
Chain**



## Rotary & Toggle On-Off, Hi-Low – Knurled Nuts

### On-Off Phenolic Rotary Switch, Single Circuit, Rated: 1A-125V, 3A-125V, 1.5A-250V

| Cat No. | Finish | Function | Bushing | Leads | Strip | Packed |
|---------|--------|----------|---------|-------|-------|--------|
| 90-502  | Black  | On-Off   | 3/8"    | 6"    | 3/4"  | 250    |
| 90-703  | White  | On-Off   | 3/8"    | 6"    | 3/4"  | 250    |
| 80-1770 | Black  | On-Off   | Snap    | 6"    | 3/4"  | 250    |
| 80-1771 | White  | On-Off   | Snap    | 6"    | 3/4"  | 250    |



**90-502**  
Black  
(bushing)

**80-1770**  
Black  
(snap)

### On-Off Phenolic Push Switch, Single Circuit, Rated 3A-250V, 6A-125V


| Cat No. | Finish | Function | Bushing | Leads | Strip | Packed |
|---------|--------|----------|---------|-------|-------|--------|
| 80-2468 | Brass  | On-Off   | 3/8"    | 6"    | 3/4"  | 250    |
| 80-2469 | Nickel | On-Off   | 3/8"    | 6"    | 3/4"  | 250    |



**80-2468** Brass Finish

### Hi-Low Metal Rotary Switch w/Diode, 2 Circuit, Rated: 6A-125V, 3A-250V

| Cat No. | Finish | Function | Bushing | Leads | Strip | Packed |
|---------|--------|----------|---------|-------|-------|--------|
| 80-1140 | Brass  | On-Off   | 3/8"    | 6"    | 3/4"  | 250    |



**80-1140** Brass Finish

### On-Off Metal Toggle Switch, Single Circuit, Rated: 6A-125V, 3A-250V

| Cat No. | Finish | Function | Bushing | Leads | Strip | Packed |
|---------|--------|----------|---------|-------|-------|--------|
| 90-1106 | Nickel | On-Off   | 3/8"    | 6"    | 3/4"  | 250    |
| 80-1767 | Brass  | On-Off   | 3/8"    | 6"    | 3/4"  | 250    |
| 80-2317 | Nickel | On-Off   | 3/8"    | 9"    | 3/4"  | 250    |



**90-1106** Nickel Finish

### Knurled Nuts For Switches



**90-2583**  
Brass for  
Rotary & Push



**90-2584**  
Nickel for  
Rotary & Push



**90-2585**  
Brass For Pull Chain

**90-1931**  
Nickel For Pull Chain

## Dimmer Controls & Switches

### Slide, Step-On



**90-1069 White**  
4 3/4" x 2 1/2" x 1 1/2"

### Slide - Floor Lamp Dimmer, Rated: 500W-120V 4.3A



| Cat No. | Finish | Length | Wire        | Receptacle | Packed |
|---------|--------|--------|-------------|------------|--------|
| 90-1069 | White  | 7 ft.  | SPT-2 White | Yes        | 50/1   |
| 90-1070 | Black  | 7 ft.  | SPT-2 Black | Yes        | 50/1   |



**80-1244 Black**  
4 3/4" x 2 1/2" x 1 1/2"

### Slide - 2 Wire Floor Lamp Dimmer, Rated: 500W-120V 4.3A



| Cat No. | Finish | Length        | Wire        | Receptacle | Packed |
|---------|--------|---------------|-------------|------------|--------|
| 80-1244 | Black  | 8 ft. x 8 ft. | SPT-2 Black | No         | 50/1   |



**93-5012 Black**  
1 1/2" x 1" x 3 1/2"



### Slide - Table Top Lamp Dimmer, Rated: 300W-120V 2.5A



| Cat No. | Finish | Length | Wire        | Receptacle | Packed |
|---------|--------|--------|-------------|------------|--------|
| 93-5011 | White  | 8 ft.  | SPT-2 White | Yes        | 24     |
| 93-5012 | Black  | 8 ft.  | SPT-2 Black | Yes        | 24     |



**93-5016 Brown**  
3" x 3/4" x 1 3/8"

### Slide - Lamp Cord Table Dimmer-No Wire, Rated: 300W-120V for SPT-2 Wire Only



| Cat No. | Finish | Connectors      | Receptacle | Packed |
|---------|--------|-----------------|------------|--------|
| 93-5014 | White  | Quick Terminals | No         | 50/1   |
| 93-5016 | Brown  | Quick Terminals | No         | 50/1   |
| 93-5052 | Black  | Quick Terminals | No         | 50/1   |



**80-1163 Black**  
1 1/4" x 2"

### Step-on-button On/Off Push Switch, Rated: 2A-125V, 1A-125V, 1A-250V



| Cat No. | Finish | Length                | Wire        | Receptacle | Packed |
|---------|--------|-----------------------|-------------|------------|--------|
| 80-1163 | Black  | (Terminal)            | No          | No         | 250/1  |
| 80-1466 | White  | (Terminal)            | No          | No         | 250/1  |
| 80-1229 | Black  | 8 ft. x 7 ft. w/Plug  | SPT-2 Black | No         | 50/1   |
| 80-1381 | Black  | 8 ft. x 11 ft. w/Plug | SPT-2 Black | No         | 50/1   |



# Dimmer Switches Rotary, Knobs

## Full Range Dimmer Switches



**80-1166**  
Full Range Table Lamp Dimmer Switch  
Phenolic Housing Black  
2" x 1 1/4" x 1 1/8"  
12" AWM 105° C Black Leads Strip 1/2"  
w/Two Knobs: Black & Gold  
300W-120V



**80-1293**  
Full Range Table Lamp Dimmer Switch  
Paper Housing  
2" x 1 1/4" x 5/8"  
12" AWM 105° C Black Leads Strip 1/2"  
w/Two Knobs: Black & Gold  
60W-300W-120V




**80-1241**  
Full Range Table Lamp Dimmer Switch  
Phenolic Housing Black  
2" x 1 1/4" x 1 1/2"  
12" AWM 105° C Black Leads Strip 1/2"  
w/One Knob: Black  
300W-120V



**90-1082**  
Full Range Pole Lamp Dimmer Switch  
Paper Housing 4 3/4" x 3/4"  
500W Pole or Post Lamp Dimmer  
w/One End 2 ft. Leads SPT-1 Black  
Other End 7" SPT-1, Strip 1/2"  
w/One Brass Knob  
500W-120V



**80-1481** Brown  
**80-1482** Ivory  
Full Range Lamp Cord  
Rotary Dimmer Switch  
3" x 1 1/4"  
For 18GA SPT-1 or SPT-2 Wire  
Phenolic - 200W-120V



**80-1167**  
Full Range Socket Dimmer  
Medium Base  
Candle Socket w/Paper Liner  
150W Full Range w/Removable Black Knob  
4" x 1 3/4"  
1/8 IP Bushing w/Set Screw  
5 1/2" AWM B/W 150° C Leads Strip 1/2"  
150W-120V

## Plastic Dimmer Knobs



**90-798**  
Gold Finish Knob



**90-799**  
Chrome Finish Knob




**90-2315**  
Black Knob

# SWITCHES & ACCESSORIES

## Attachment Plugs

SPT-1, SPT-2

SPT-1




90-393 Ivory  
90-394 Brown  
Attachment Plug  
Polarized 18/2 SPT-1  
10A-125V

SPT-1



90-631 White  
90-632 Brown  
Quick Connect Plug  
Non Polarized 18/2 SPT-1  
6A-125V

SPT-1



90-1520 White 80-2228 Ivory  
90-1521 Brown 80-2229 Silver  
90-1522 Black 80-2230 Gold  
Quick Connect Plug  
Polarized 18/2 SPT-1  
6A-125V

SPT-1



90-715 Brown

90-716 Ivory

90-719 Black

90-2041 Gold


90-2245 Silver

90-2605 White

Slide Plug  
Polarized 18/2 SPT-1  
8A-125V



SPT-2



90-695 Brown 90-2040 Gold  
90-696 Ivory 90-2244 Silver  
90-697 Black 90-2606 White

Slide Plug  
Polarized 18/2 SPT-2  
8A-125V

SPT-2



90-2607 White 90-2617 Gold  
90-2608 Brown 90-2618 Silver  
90-2609 Black

Quick Connect Plug  
Polarized 18/2 SPT-2  
6A-125V






# Attachment Plugs SPT-1, SPT-2 & SVT

## Female Slide Plug


### SPT-1



90-793 Brown    80-2516 Black  
 90-794 Ivory    80-2517 Gold  
 80-2515 White    80-2518 Silver

Female Slide Plug  
 Polarized 18/2 SPT-1  
 6A-125V

### SPT-2



80-2519 Brown    80-2522 Black  
 80-2520 Ivory    80-2523 Gold  
 80-2521 White    80-2524 Silver

Female Slide Plug  
 Polarized 18/2 SPT-2  
 6A-125V

### SPT-2



90-1083 White  
 90-1084 Brown

Quick Connect Flat Plug  
 Non Polarized 18/2 SPT-2 & 16/2 SPT-2  
 15A-125V

### 18/2-SVT



90-1114 Brown  
 90-1115 White  
 90-1116 Black

Attachment Plug with Terminal Screws  
 Non-Polarized  
 18/2 SVT Round Wire  
 15A-125V

### 18/3-SVT



80-1688 Black

3 Prong Rubber Plug  
 with Metal Grip & Ground  
 18/3 SVT Round Wire  
 15A-125V

# SWITCHES & ACCESSORIES

## Attachment Plugs & Heavy Duty Switch & Cube Tap 18/2 SPT, 16/3 SVT



### 16/2 & 18/2 SPT - 18/2 SVT & 18/2 SJT (Hole Size .320)



**80-2408**  
Black Polarized Plug  
2 Pole - 2 Wire  
15A-125V



**80-2409**  
Brown Polarized Plug  
2 Pole - 2 Wire  
15A-125V



**80-2410**  
White Polarized Plug  
2 Pole - 2 Wire  
15A-125V

### 18/3 SVT Up To 14/3 SJT (Hole Size .370)



**80-2412**  
Black Thermoplastic  
HD Plug  
2 Pole - 3 Wire & Ground  
15A-125V



**80-2426**  
Brown Thermoplastic  
HD Plug  
2 Pole - 3 Wire & Ground  
15A-125V



**80-2413**  
White Thermoplastic  
HD Plug  
2 Pole - 3 Wire & Ground  
15A-125V

### Cube Tap



**80-2411**  
White Triple Grounded  
Polarized Cube Tap  
15A-125V-1875 Total Watts

### Heavy Duty Switch



**80-2496** Black  
**80-2497** Brown  
**80-2498** White  
Heavy Duty Feed Thru Switch  
16/2 SPT-2 & 18/2 SPT-2  
18/2 SVT & 18/3 SVT  
(Hole Size .280)  
6A-120V

# Line Cord Switches

## Rotary Switches

### SPT-1



- 90-500 White
- 90-506 Brown
- 90-814 Black
- 90-2587 Ivory
- 90-2424 Gold
- 90-2425 Silver

On-Off Cord Switch for  
18/2 SPT-1  
6A-125V, 3A-250V, 3A-120V, 3A-125V

### SPT-2



- 90-573 White
- 90-574 Brown
- 90-825 Black
- 90-2629 Ivory
- 90-2426 Gold
- 90-2427 Silver

On-Off Cord Switch for  
18/2 SPT-2  
6A-125V, 3A-250V, 3A-120V, 3A-125V

### Hi-Low SPT-1



- 90-436 White
  - 90-435 Brown
  - 80-2231 Black
  - 80-2336 Ivory
- 200 Watt Hi-Low Dimmer for  
18/2 SPT-1  
200W-120V

### Hi-Low SPT-2



- 90-820 White
  - 90-821 Brown
  - 80-2232 Black
  - 80-2337 Ivory
- 200 Watt Hi-Low Dimmer for  
18/2 SPT-2  
200W-120V

## Rocker Switches

### SPT-2



- 90-2368 Black
- 90-2369 White
- 90-2370 Brown
- 90-2371 Silver
- 90-2372 Gold

Feed Thru Rocker Switch for  
18/2 SPT-2, 3A-120V

### SPT-1 / SPT-2 / SVT



- 90-434 Ivory
- 90-433 Brown

Heavy Duty Rocker Switch for  
18/2 SPT-1 & SPT-2, 16/2 SPT-2 & 18/2 SVT,  
3A-125V, 1/2HP-125V  
(Hole Size .280)

## Rocker Switches & Receptacles

Snap-In—On-Off Hi-Low



**80-1141** Black  
1 1/8" L x 1/2" W x 1 5/8" D



**80-1947**  
11/16" L x 7/16" W



**80-1980**  
7/16" L x 1/4" W

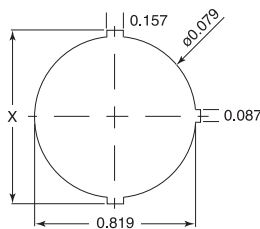
### On-Off Phenolic Rocker Switch w/White Dot



| Cat No. | Finish | Function       | Bushing | Leads | Strip | Rating             | Packed |
|---------|--------|----------------|---------|-------|-------|--------------------|--------|
| 80-1141 | Black  | On-Off         | Snap    | 6"    | 3/4"  | 15A-125V, 10A-250V | 250    |
| 80-1617 | White  | On-Off         | Snap    | 6"    | 3/4"  | 15A-125V, 10A-250V | 250    |
| 80-1819 | Black  | Lighted On-Off | Snap    | 9"    | 3/4"  | 15A-125V, 10A-250V | 250    |
| 80-1820 | White  | Lighted On-Off | Snap    | 9"    | 3/4"  | 15A-125V, 10A-250V | 250    |
| 80-1947 | Black  | On-Off (small) | Snap    | 6"    | 3/4"  | 10A-125V, 6A-250V  | 250    |
| 80-1980 | Black  | On-Off (mini)  | Snap    | 6"    | 3/4"  | 6A-125V, 3A-250V   | 250    |
| 80-2037 | White  | On-Off (mini)  | Snap    | 6"    | 3/4"  | 6A-125V, 3A-250V   | 250    |



**80-1371** Black



### Hi-Low Metal Round Rocker Switch w/Diode, 2 Circuit Opening Size: .82, Rated: 5A-250V, 10A-125V



| Cat No.  | Finish | Function   | Bushing | Leads | Strip | Packed |
|----------|--------|------------|---------|-------|-------|--------|
| 80-1371  | Black  | Hi-Off-Low | Snap-In | 6"    | 3/4"  | 250    |
| 80-2101* | Black  | On-Off     | Snap-In | 6"    | 3/4"  | 250    |

\*On-Off has no Diode



**80-1142** Black

### 3 Wire, 2 Pole Snap-In Convenience Outlet, Opening Size: 1" x 1" x 1" Rated: 15A-125V



| Cat No. | Finish | Function | Bushing | Leads | Strip | Packed |
|---------|--------|----------|---------|-------|-------|--------|
| 80-1142 | Black  | 3 Wire   | Snap-in | 6"    | 3/4"  | 250    |
| 80-1408 | White  | 3 Wire   | Snap-In | 6"    | 3/4"  | 250    |



**80-2351** Black

### 3 Wire, 2 Pole Snap-In Convenience Outlet, Opening Size: 1" x 1" x 1" w/#8 Ring Terminal Attached

| Cat No. | Finish | Function | Bushing | Leads | Strip | Packed |
|---------|--------|----------|---------|-------|-------|--------|
| 80-2351 | Black  | 3 Wire   | Snap-in | 6"    | 3/4"  | 250    |
| 80-2352 | White  | 3 Wire   | Snap-In | 6"    | 3/4"  | 250    |



**90-545** Black

### 2 Wire Snap-In Convenience Outlet, Opening Size: 1 1/8" x 1/2" x 7/8" Rated: 15A-125V



| Cat No. | Finish | Function | Bushing | Leads | Strip | Packed |
|---------|--------|----------|---------|-------|-------|--------|
| 90-545  | Black  | 2 Wire   | Snap-in | 6"    | 3/4"  | 250    |

# Photoelectric Switches

## Plastic Shell—On-Off, Indoor & Outdoor Use

### Mechanical Photoelectric Switches



**90-2430**  
Photoelectric Switch  
Plastic DOS Shell, Rated: 25W-125V  
Indoor Use Only-Incandescent  
5/8" H x 5/8" W x 3/8" D



**90-2431**  
Photoelectric Switch  
Plastic DOS Shell, Rated:  
100W-120V  
Indoor Use Only-Incandescent  
1 1/2" H x 5/8" W x 1 1/8" D



**80-1733**  
Photoelectric Switch  
Plastic DOS Shell, Rated:  
500W-120V  
For Outdoor Use-Incandescent  
2" H x 1 1/8" W x 7/8" D



**90-2432**  
Photoelectric Switch  
Plastic DOS Shell, Rated:  
250W-120V  
Outdoor & Indoor Only-Incandescent  
1 3/8" H x 5/8" W x 1 1/4" D



**90-2611**  
Photoelectric Switch  
Plastic DOS Shell, Rated:  
100W-125V  
For Outdoor Use-Incandescent  
1 1/2" H x 5/8" W x 1 1/8" D



**90-2633**  
Photoelectric Switch  
Plastic DOS Shell, Rated:  
500W-120V  
7.1A-850VA Ballast  
For Outdoor Use - HID  
2" H x 1 1/8" W x 7/8" D

## Touch Controls

Plastic Shell On-Off, Hi-Med-Low



### Touch Controls

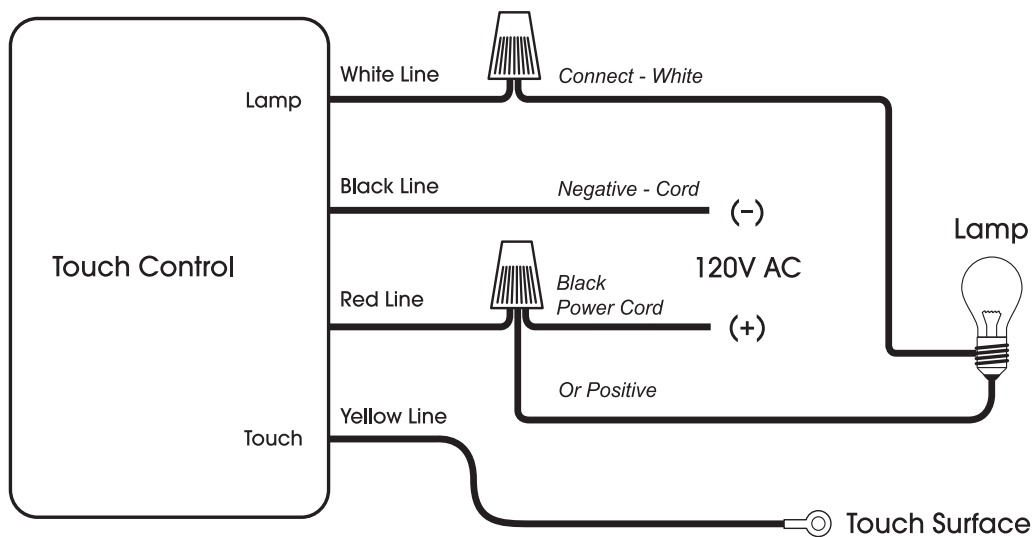


**90-2428**  
 Low-Med-Hi-Off Touch Switch  
 Plastic Outer Shell, Rated: 150W-120V  
 Indoor Incandescent Use Only  
 1 3/8" H x 1 7/8" W x 3/4" D



**90-2429**  
 On-Off Touch Switch  
 Plastic Outer Shell, Rated: 150W-120V  
 Indoor Incandescent Use Only  
 1 3/8" H x 1 7/8" W x 3/4" D

### Touch Control Wiring Diagram



**White Line:**

To connect to the white of the lamp

**Black Line:**

To the negative wire of cord

**Red Line:**

To black of the power cord or positive

## Specialty Reducers & Adapters



**80-1888** White  
Medium to GU24 Reducer  
E26 - GU24 w/ Locking Device  
Overall Ext. 3/4"  
660W-600V



**90-2434** White  
Medium to GU24 Reducer  
E26 - GU24 (no locking feature)  
Overall Ext. 3/4"  
660W-250V



**80-1970** Brown  
Medium Based Phenolic  
E26 Flanged Adapter  
w/10" 18GA 105°C Leads  
Overall Ext. 1/2"  
660W-250V



**80-2511** White  
GU24 to GU24  
Extender  
Overall Ext. 5/8"  
660W-600V



**80-2368** Brown  
Medium Based Phenolic  
E26 Flanged Adapter to GU10  
w/10" 18GA 105°C Leads, Overall Ext. 1/2"  
660W-250V



**90-2433** White  
Medium to GU10 Reducer  
E26 - GU10 (no locking feature),  
Overall Ext. 3/4"  
660W-250V



**80-2161** White  
E26 to G9  
Extender  
Overall Ext. 1 1/8"  
500W-250V



**80-2541** White  
E12 to GU24  
Candelabra to GU24  
w/Locking Device Reducer  
Overall Ext. 3/4"  
75W-125V

### Photocell Adapters



**90-2610** White  
Medium to GU24 Adapter  
E26 - GU24 with Photocell  
Overall Ext. 1-1/8" - 1 1/2" Dia.  
60W-120V



**90-2604** Brown  
Medium to Medium Adapter  
E26 - E26 with Photocell, Overall Ext. 2"  
150W-120V (incandescent), 60W-120V (fluorescent) - 11W-LED  
Suitable for Dry or Damp Location - CSSNP

## Socket Extenders & Adapters



**92-408**  
Candelabra to Candelabra  
E12 - E12 Extender  
Overall Ext. 5/8"  
75W-120V  
Non-UL



**92-405**  
Candelabra to Intermediate  
E12 - E17 Extender  
Overall Ext. 1/2"  
75W-120V  
Non-UL



**90-1519**  
Candelabra to Medium  
E12 - E26  
Overall Ext. 1"  
75W-120V  
Non-UL



**92-407**  
French to Intermediate  
E14 - E17 Extender  
Overall Ext. 1/2"  
75W-120V  
Non-UL



**90-1801**  
Mogul to Mogul  
E39 - E39 Extender  
4KV - Porcelain  
Overall Ext. 2 3/8" - 2 1/4" Dia.  
1500W-600V



**92-323**  
Medium to Medium  
E26 - E26 Extender  
Phenolic  
Overall Ext. 1"  
660W-250V



**92-324**  
Medium to Medium  
E26 - E26 Extender  
Porcelain  
Overall Ext. 1"  
660W-250V



**90-2589**  
Medium to Medium E26 - E26  
2 Piece Glazed Porcelain Extender  
Overall Ext. 1 1/4"  
660W-250V



**90-446** Brown  
**90-2451** Ivory  
Medium Base  
Pull Chain Current Tap  
660W-125V



**90-2449** Brown  
**90-2450** Ivory  
Medium Base  
Keyless Current Tap  
660W-125V



**90-1121** Brown  
**90-2465** Ivory  
Single to Twin Lampholder  
Overall Height 2 3/4" - Ext. 2"  
660W Max. Total-250V





# Socket Reducers & Adapters



**80-2134**  
Intermediate to Medium  
E17 - E26  
Overall Ext. 1"  
75W-120V  
*Non-UL*



**92-401**  
French to Candelabra  
E14 - E12  
Reducer  
75W-120V  
*Non-UL*



**92-403**  
Intermediate to Candelabra  
E17 - E12  
Reducer  
75W-120V  
*Non-UL*



**80-2539**  
Mini Can  
Halogen to Candelabra  
E11 - E12  
Overall Ext. 1/2"  
75W-120V  
*Non-UL*



**80-2360**  
Mini Can  
to Medium  
E11 - E26  
Overall Ext. 2 1/4"  
250W-250V  
*Non-UL*



**92-406**  
Mogul to Medium  
E39 - E26  
Reducer  
660W-250V



**90-546** Ivory  
**80-2513** White  
Medium Base - Polarized  
Socket Outlet Adapter  
660W-125V



**90-547** Brown  
Medium Base - Polarized  
Socket Outlet Adapter  
660W-125V



**90-438** Ivory  
Medium Base - Polarized  
Socket Outlet Adapter  
660W-125V



**90-437** Brown  
Medium Base - Polarized  
Socket Outlet Adapter  
660W-125V

**\*NOTE:** Due to Federal Legislation 92-400, 92-321 and 92-322 (medium base adapters) are no longer available.

# SWITCHES & ACCESSORIES

## Outlets

### Plug-In, Add On




**90-1120 Ivory**  
Triple Cube Tap, Polarized  
15A-125V



**90-1119 Brown**  
Triple Cube Tap, Polarized  
15A-125V



**90-1118 Ivory**  
Single to Triple Adapter, Polarized  
15A-125V



**90-1117 Brown**  
Triple Cube Tap, Polarized  
15A-125V



**91-227 White**  
Single to Triple Adapter  
with Glow Light  
15A-125V, 1875W



**90-2630 Ivory**  
6 Outlet Grounded Adapter  
15A-125V-1875W



**90-806**  
Three or Two Adapter  
Polarized  
15A-125V




**90-1404 White**  
**90-1405 Brown**  
Add-On Outlet, Non-Polarized  
18/2 SPT-1  
10A-125V  
Non UL




**80-2411**  
White Triple Grounded  
Polarized Cube Tap  
15A-125V-1875 Total Watts



|  |         |
|--|---------|
| Bulk wire.....                                     | 124-131 |
| Cord sets.....                                     | 132-137 |
| Extension cords.....                               | 138-141 |
| Power supply cords & accessories .....             | 142-143 |
| <b>Wires, Cords, Accessories</b>                   |         |
| Surge suppressors .....                            | 144-145 |
| Wire covers.....                                   | 146     |
| Electrical tape & terminals.....                   | 147     |
| Lighting accessories & wire connectors.....        | 148-149 |
| Bushings.....                                      | 150     |
| Flood lights.....                                  | 151     |
| Ampacity charts, power supply cord terminology.... | 152     |



## Bulk Wire – Multi Conductor Lamp & Lighting Wire Spools



### 18/2 SPT-1 105°C, 250 Ft./Spool

- 93-130 White
- 93-132 Black
- 93-131 Brown
- 93-138 Clear Silver
- 93-139 Clear Gold
- 93-140 Metallic Gold
- 93-241 Ivory



10A-300V-1250W MAX  
Packing: 8 Spools/Master



### 18/2 SPT-1.5 105°C, 250 Ft./Spool

- 93-336 Clear Gold
- 93-337 Clear Silver
- 93-338 Black
- 93-343 Brown



10A-300V-1250W MAX  
Packing: 4 Spools/Master



### 18/2 SPT-2 105°C, 250 Ft./Spool

- 93-127 Black
- 93-168 Clear Silver
- 93-129 Clear Gold
- 93-126 White
- 93-128 Brown
- 93-242 Ivory



10A-300V-1250W MAX  
Packing: 4 Spools/Master



### 16/2 SPT-2 105°C, 250 Ft./Spool

- 93-141 White
- 93-142 Brown
- 93-165 Clear Gold
- 93-166 Black
- 93-167 Clear Silver



13A-300V-1625W MAX  
Packing: 4 Spools/Master

## Bulk Wire Lighting Wire Spools

### 20/2 SPT-1 105°C Wire, 250 Ft./Spool

- 93-134 Clear Gold
- 93-186 Black
- 93-187 Clear Silver
- 93-188 Brown



300V

Packing: 8 Spools/Master

**UL Approved**



### 22/2 SPT-1 105°C Wire, 250 Ft./Spool

- 93-133 Clear Gold
- 93-184 Black
- 93-185 Clear Silver
- 93-189 Brown

Packing: 8 Spools/Master

**Non UL**



### 18/1 Grounding Wire, 500 Ft./Spool

- 93-110 Bare Copper
- 93-115 Tinned Copper

Packing: 4 Spools/Master

**Non UL**



### Spools



## Bulk Wire

### Lighting Wire Spools



#### 14/1 Stranded UL 1316 105°C AWM, THHN 500 Ft./Spool

93-353 White  
93-354 Black  
93-355 Green  
Rated: 600V  
Diameter .139

Packing: 1 Spools/Master



#### 18/1 Stranded UL 1316 105°C AWM TFN-PVC Nylon Wire, 1000 Ft./Spool

93-329 White  
93-330 Black  
Rated: 600V  
Diameter .090

Packing: 4 Spools/Master



#### 18/1 Stranded AWM UL 3173 125°C Wire, 500 Ft./Spool

93-318 Black  
93-319 White  
Rated: 600V  
Diameter .113

Packing: 4 Spools/Master



#### 18/1 Stranded AWM UL 3321 150°C Wire, 500 Ft./Spool

93-320 Black  
93-321 White  
Rated: 600V  
Diameter .113

Packing: 4 Spools/Master



#### 18/1 Stranded Braid 200°C SF-1 Wire, 250 Ft./Spool

93-205 White  
93-206 Black  
Rated: 600V  
Diameter .094

Packing: 4 Spools/Master



## Bulk Wire Lighting Wire Spools


### 18/1 Stranded AWM 105°C UL 1015 Wire, 500 Ft./Spool

93-315 Black  
93-316 White  
93-317 Green  
Rated: 600V  
Diameter: .031  
Packing: 4 Spools/Master




### 18/1 Solid 105°C AWM TFN-PVC 105°C Nylon Wire, 500 Ft./Spool

93-203 White  
93-204 Black  
93-341 Green  
93-345 Red  
93-346 Blue  
93-347 Yellow  
93-371 Violet  
93-372 Orange  
Rated: 600V  
Diameter: .031  
Packing: 4 Spools/Master



### 18/1 Stranded AWM TFN-PVC 105°C Nylon Wire, 500 Ft./Spool

93-349 White  
93-350 Black  
93-351 Green  
Rated: 600V  
Diameter: .031  
Packing: 4 Spools/Master



## Bulk Wire

### Pulley Wire Spools—SVT, SJT & Teflon



#### 18/2 SJT 105°C Pulley Cord, 250 Ft./Spool

93-311 Black  
93-312 White  
Rated: 300V  
Diameter: .289  
Packing: 2 Spools/Master



#### 18/3 SJT 105°C Pulley Cord, 250 Ft./Spool

93-313 Black  
93-314 White  
Rated: 300V  
Diameter: .310  
Packing: 2 Spools/Master



#### 18/2 SVT 105°C Pulley Cord, 250 Ft./Spool

93-183 Black  
93-150 White  
Rated: 300V  
Diameter: .234  
Packing: 4 Spools/Master



#### 18/3 SVT 105°C Pulley Cord, 250 Ft./Spool

93-182 Black  
93-144 White  
Rated: 300V  
Diameter: .250  
Packing: 4 Spools/Master



#### 18/3 SVT 105°C Pulley Cord, 250 Ft./Spool (Non-UL Listed)

93-332 Clear Silver  
93-333 Clear Gold  
Rated: 300V  
Diameter: .250  
Packing: 4 Spools/Master



#### 18/3 SVT 105°C Pulley Cord, 250 Ft./Spool

93-373 Clear Silver  
Rated: 300V  
Diameter: .250  
Packing: 4 Spools/Master



#### 18/3 FEP PVC 600V High Temperature 105°C Teflon Wire - Tinner Copper, 250 Ft./Spool

93-340 Clear Silver  
Rated: 600V  
Diameter: .206  
Packing: 4 Spools/Master





## Bulk Wire

### Lighting Wire (Non UL & UL Listed) Rayon Braid Spools

#### 18/1 Rayon Braid 90°C Wire, 250 Ft./Spool (Non-UL Listed)

93-207 Gold  
 93-208 Gold with Red Marker  
 Diameter: .031  
 Packing: 8 Spools/Master



#### 18/1 Rayon Braid 90°C Wire, 250 Ft./Spool (Non-UL Listed)

93-374 Gold twisted wire  
 Packing: 8 Spools/Master



#### 18/2 Rayon Braid 90°C Wire, 250 Ft./Spool (Non-UL Listed)

93-209 White  
 93-210 Brown  
 93-211 Black  
 93-212 Gold  
 Diameter: .234  
 Packing: 2 Spools/Master




#### 18/2 Rayon Braid 105°C Wire, 300V, 250 Ft./Spool

93-363 Red  
 93-364 Orange  
 93-365 Silver  
 93-366 Dark Green  
 93-367 Light Green  
 93-368 Dark Blue  
 Rated: 300V  
 Diameter: .250  
 Packing: 2 Spools/Master



#### 18/3 Rayon Braid 105°C Wire, 300V, 250 Ft./Spool

93-357 Red  
 93-358 Orange  
 93-359 Silver  
 93-360 Dark Green  
 93-361 Light Green  
 93-362 Dark Blue  
 93-369 Black  
 93-370 White  
 Rated: 300V  
 Diameter: .256  
 Packing: 2 Spools/Master



# WIRES, CORDS, ACCESSORIES

## Bulk Wire

### Grounded Wires with Lugs



**93-322**  
1/8 IP Round Ground Lug  
w/10 Ft. 18/1 Bare Copper Ground Wire

**80-1964**  
1/8 IP Round Ground Lug  
w/12" 18/1 Bare Copper Ground Wire

**80-2330**  
1/8 IP Round Ground Lug  
w/6 Ft. 18/1 Bare Copper Ground Wire



**93-334**  
1/8 IP Round Ground Lug  
w/10 Ft. 18/1 Tinned Copper Ground Wire

**80-1965**  
1/8 IP Round Ground Lug  
w/12" 18/1 Tinned Copper Ground Wire



**93-335**  
1/4 IP Round Ground Lug  
w/10 Ft. 18/1 Bare Copper Ground Wire

**80-1966**  
1/4 IP Round Ground Lug  
w/12" 18/1 Bare Copper Ground Wire



**93-325**  
1/4 IP Round Ground Lug  
w/10 Ft. 18/1 Tinned Copper Ground Wire

**80-1967**  
1/4 IP Round Ground Lug  
w/12" 18/1 Tinned Copper Ground Wire



**93-326**  
8/32 Ground Lug  
w/10" 18/1 Bare Copper Ground Wire

**80-2377**  
8/32 Ground Lug  
w/10" 18/1 Green AWM Ground Wire

### Terminals - Round & Spade



**80-2331** Brass  
**80-2332** Nickel  
1/8 IP Lug



**80-2333** Brass  
**80-2334** Nickel  
1/4 IP Lug



**80-2335** Brass  
"U" Shape Lug

## Bulk Wire

### Lamp & Lighting Wire 2500 Ft. Reels

#### 18/2 SPT-1 105°C Wire, 2500 Ft./Reel

- 93-300 Clear Gold
  - 93-301 Clear Silver
  - 93-302 Black
  - 93-352 Ivory
  - 93-356 Brown
- Rated: 300V

Packing: 1 Spool/Master



#### 18/2 SPT-1.5 105°C Wire, 2500 Ft./Reel

- 93-303 Clear Gold
  - 93-304 Clear Silver
  - 93-305 Black
  - 93-339 Brown
- Rated: 300V

Packing: 1 Spool/Master



#### 18/2 SPT-2 105°C Wire, 2500 Ft./Reel

- 93-306 Clear Gold
  - 93-307 Clear Silver
  - 93-308 Black
  - 93-309 White
  - 93-310 Brown
  - 93-344 Ivory
- Rated: 300V

Packing: 1 Spool/Master



#### 2500 Ft. Reels



## Cord Sets

18/2 SPT-1 105°C, 10AMP-125V-1250W



All Cord Sets - Molded Polarized Plug - Tinned Tips 3/4" Strip with 2" Slit

### 6 Ft. - 24" Hank - 200 Ctn.

- 80-2305 Brown
- 80-2306 White
- 80-2398 Black
- 80-2474 Clear Silver
- 80-2475 Clear Gold

### 7 Ft. - 36" Hank - 200 Ctn.

- 90-2416 Ivory
- 90-2417 White
- 90-2598 Brown

### 8 Ft. - 36" Hank - 200 Ctn.

- 90-1523 White
- 90-1524 Brown
- 90-1525 Black
- 90-1526 Clear Gold
- 90-1527 Clear Silver
- 90-2418 Ivory
- 90-2392 Metallic Gold

### 9 Ft. - 36" Hank - 200 Ctn.

- 80-2304 Clear Gold

### 10 Ft. - 48" Hank - 150 Ctn.

- 90-2460 White
- 90-2461 Black
- 90-2462 Brown
- 90-2463 Clear Gold
- 90-2464 Clear Silver
- 90-2628 Ivory

### 12 Ft. - 72" Hank - 150 Ctn.


- 90-2033 White
- 90-2034 Black
- 90-2035 Brown
- 90-2036 Clear Gold
- 90-2037 Clear Silver
- 90-1923 Metallic Gold

### 15 Ft. - No Hanking - 100 Ctn.

- 90-1528 White
- 90-1529 Brown
- 90-1530 Black
- 90-1531 Clear Gold
- 90-1532 Clear Silver

### 20 Ft. - No Hanking - 100 Ctn.

- 90-1534 White
- 90-1535 Brown
- 90-1536 Black
- 90-1537 Clear Gold
- 90-1538 Clear Silver





# Cord Sets

18/2 SPT-2 105°C, 10AMP-125V-1250W

## All Cord Sets - Molded Polarized Plug - Tinned Tips 3/4" Strip with 2" Slit

### 8 Ft. - 36" Hank - 200 Ctn.

- 90-100 White
- 90-101 Brown
- 90-102 Black
- 90-105 Clear Gold
- 90-967 Clear Silver

### 8 Ft. - 36" Hank - 200 Ctn. w/ Warning Label Attached

- 80-2372 Clear Silver
- 80-2373 Brown
- 80-2374 Clear Gold

### 9 Ft. - 36" Hank - 150 Ctn.

- 90-2038 Clear Gold
- 90-2039 Brown
- 90-2042 Black
- 90-2101 Clear Silver

### 10 Ft. - 36" Hank - 150 Ctn.

- 90-2183 Clear Gold
- 90-2184 Clear Silver
- 90-2185 Black
- 90-2599 Brown

### 12 Ft. - 72" Hank - 150 Ctn.

- 90-1413 White
- 90-1414 Brown
- 90-1415 Black
- 90-1416 Clear Gold
- 90-1417 Clear Silver

### 12 Ft. - 72" Hank - 150 Ctn. w/ Warning Label Attached

- 80-2375 Brown
- 80-2376 Clear Silver

### 15 Ft. - No Hanking - 100 Ctn.

- 90-103 Clear Gold
- 90-490 Brown
- 90-491 White
- 90-492 Black
- 90-493 Clear Silver

### 20 Ft. - No Hanking - 50 Ctn.

- 90-496 Brown
- 90-497 White
- 90-498 Black
- 90-460 Clear Silver
- 90-462 Clear Gold



90-1566 Plug Cover



80-1698 Warning Labels



90-100

## Cord Sets

18/2 SPT-2, 18/3 SPT-2 105°C, 10AMP-125V-1250W



### Flat Plug Cord Set 18/2 SPT-2-105°C Molded Plug - Tinned Tips 3/4" Strip with 2" Slit

#### 8 Ft. - 36" Hank - 200 Ctn.

- 90-2323 White
- 90-2324 Brown
- 90-2321 Black
- 90-2320 Clear Gold
- 90-2322 Clear Silver

#### 12 Ft. - 72" Hank - 150 Ctn.

- 90-2390 Clear Gold

#### 15 Ft. - No Hanking - 50 Ctn.

- 80-2308 Clear Silver

#### 20 Ft. - No Hanking - 50 Ctn.

- 80-2309 Clear Silver




90-1566 Plug Cover



### Flat Plug Cord Set 18/3 SPT-2-105°C Molded Plug - Tinned Tips 3/4" Strip with 3" Slit

#### 10 Ft. - No Hank - 100 Ctn.

- 90-2435 Black
- 90-2436 Clear Silver
- 90-2437 Clear Gold
- 90-2459 White





## Cord Sets

18/2 SPT-2 105°C, 10AMP-125V-1250W

### Full Tinned Cord Set 18/2 SPT-2-105°C - Molded Plug Full Tinned Tips for Push-In Terminals - 3/4" Strip with 2" Slit

#### 8 Ft. - 36" Hank - 200 Ctn.

- 90-2043 Clear Gold
- 90-2044 Black
- 90-2046 Brown
- 90-2045 Clear Silver
- 90-2087 Clear Gold w/White Stripe
- 90-2186 Clear Gold w/White Stripe & Plug Guard

#### 10 Ft. - 36" Hank - 150 Ctn.

- 90-2642 Clear Silver
- 90-2643 Clear Gold
- 90-2596 Black

#### 12 Ft. - 72" Hank - 150 Ctn.

- 90-2047 Clear Gold
- 90-2048 Clear Silver

#### 16 Ft. - 72" Hank -100 Ctn.

- 80-2450 Clear Silver



### Rayon Cord Sets

18/2 SPT-2 105°C w/Molded Polarized Plug, Tinned Tips Strip with 2" Slit

#### 8 Ft. - 200 Ctn.

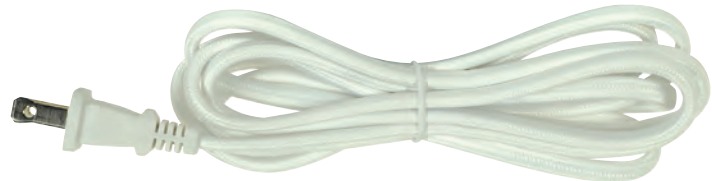
- 80-2288 Black - C UL US Approved
- 80-2289 White - C UL US Approved
- 80-2463 Silver - RU Approved

#### 10 Ft. - 150 Ctn.

- 80-2290 Black - C UL US Approved
- 80-2291 White - C UL US Approved
- 80-2464 Silver - RU Approved

#### 12 Ft. - 50 Ctn.

- 80-2466 Black - RU Approved
- 80-2467 White - RU Approved
- 80-2465 Silver - RU Approved



## Cord Sets w/ Line Switches

On-Off Line Switch, 10AMP-125V-1250W



All Cord Sets - Molded Plug - Tinned Tips 3/4" Strip with 2" Slit

### 6 Ft. 18/2 SPT-1 105°C

Switch 18" From Free End

24" Hank - 200 Ctn.

80-2261 White

80-2262 Brown

80-2397 Black

### 8 Ft. 18/2 SPT-1 105°C

Switch 24" From Free End

36" Hank - 200 Ctn.

90-1581 White

90-1582 Brown

90-1583 Black

90-1584 Clear Gold

90-1585 Clear Silver



### 8 Ft. 18/2 SPT-2 105°C

Switch 24" From Free End

36" Hank - 200 Ctn.

90-106 White


90-107 Brown

90-723 Clear Gold

90-968 Clear Silver

90-1425 Black

#### Colors Available



## 8 Ft. Cord Sets w/Hi-Low Switch - 18/2 SPT-2 105°C

### 8 Ft. 18/2 SPT-2 105°C

Switch 29" From Free End


36" Hank - 100 Ctn.

90-2309 Clear Gold

90-2310 Clear Silver



90-1566 Plug Cover






## Cord Sets

### Heavy Duty 3 Prong Grounded, 10AMP-125V-1250W

#### 18/2 SVT - 105°C 2 Prong Molded Plug, Stripped & Slit

90-2574 15 Ft. White - 50 Ctn.  
 90-2575 15 Ft. Black - 50 Ctn.  
 Diameter: .234




#### 18/3 SVT - 105°C 3 Prong Molded Plug, Stripped & Slit

90-2085 8 Ft. Black - 100 Ctn.  
 90-2086 10 Ft. Black - 100 Ctn.  
 90-2210 12 Ft. Black - 50 Ctn.  
 90-2243 15 Ft. Black - 50 Ctn.  
 Diameter: .250



#### 18/3 SVT - 105°C 3 Prong Molded Plug, Stripped & Slit

90-2414 8 Ft. White - 100 Ctn.  
 90-2413 10 Ft. White - 100 Ctn.  
 90-2415 15 Ft. White - 50 Ctn.  
 Diameter: .250



#### 18/3 SVT - 105°C 3 Prong Molded Plug, Stripped & Slit

90-2403 8 Ft. Clear Silver - 100 Ctn. - Non-UL  
 90-2312 10 Ft. Clear Silver - 100 Ctn. - Non-UL  
 90-2313 10 Ft. Clear Gold - 100 Ctn. - Non-UL  
 90-2406 12 Ft. Clear Silver - 100 Ctn. - Non-UL

80-2556 10 Ft. Clear Silver - 100 Ctn. - UL Approved  
 80-2557 15 Ft. Clear Silver - 100 Ctn. - UL Approved  
 80-2560 10 Ft. Clear Gold - 100 Ctn. - UL Approved  
 80-2561 15 Ft. Clear Gold - 100 Ctn. - UL Approved  
 Diameter: .250



#### 18/3 SJT - 105°C 3 Prong Molded Plug, Stripped & Slit

90-2208 6 Ft. Black - 100 Ctn.  
 90-2209 8 Ft. Black - 50 Ctn.  
 90-2325 10 Ft. Black - 50 Ctn.  
 Diameter: .310



#### 18/3 SJTW - 105°C 3 Prong Molded Plug, Stripped & Slit, Outdoor Rated

80-2313 15 Ft. Black - 50 Ctn.  
 Diameter: .330



## Extension Cords—Indoor Use Only

Coiled 12 Ft. (Coiled Cords)



### 12 Ft. Coiled (Extended) Extension Cords - 16/2 SPT-2

All extension cords rated at 13A 125V 1625 watts maximum and supplied with safety cover to conceal unused outlets. Indoor use only.

**93-179** Blue

**93-175** Yellow

**93-170** White

**93-174** Red

**93-169** Green

**93-173** Black

Packing: 48/Master, 12/Inner, 1/Card





# Extension Cords—Indoor Use Only

## 16/2 SPT-2, 16/3 SJT

### Extension Cords (Indoor Only)—16/2 SPT-2

All extension cords rated at 13A 125V 1625 watts maximum and supplied with safety cover to conceal unused outlets.

|                      |                      |                       |
|----------------------|----------------------|-----------------------|
| White                | Brown                | Green                 |
| <b>93-192</b> 6 Ft.  | <b>93-193</b> 6 Ft.  | <b>93-5020</b> 6 Ft.  |
| <b>93-194</b> 9 Ft.  | <b>93-195</b> 9 Ft.  | <b>93-5021</b> 9 Ft.  |
| <b>93-196</b> 12 Ft. | <b>93-197</b> 12 Ft. | <b>93-5022</b> 12 Ft. |
| <b>93-198</b> 15 Ft. | <b>93-199</b> 15 Ft. | <b>93-5023</b> 15 Ft. |

Packing: 50 Master



WIRES, CORDS, ACCESSORIES

### Extension Cords (Indoor Only)—16/3 SJT

Rated: 13A 125V 1625 Watts

|                       |                       |
|-----------------------|-----------------------|
| Brown                 | White                 |
| <b>93-5044</b> 6 Ft.  | <b>93-5045</b> 6 Ft.  |
| <b>93-5046</b> 9 Ft.  | <b>93-5047</b> 9 Ft.  |
| <b>93-5048</b> 12 Ft. | <b>93-5049</b> 12 Ft. |

Packing: 50 Master



93-5044

93-5045



## Extension Cords

Heavy Duty 16/3, 14/3, 12/3



### #14/3 Ga. SPT-3 Gray Air Conditioner/Appliance Cords

| Cat No. | Footage | Description                   | Amps     | Wattage | Master/Inner |
|---------|---------|-------------------------------|----------|---------|--------------|
| 93-5000 | 3 ft.   | 14-3 SPT-3 Gray Cord w/Sleeve | 15A/125V | 1875W   | 24           |
| 93-5001 | 6 ft.   | 14-3 SPT-3 Gray Cord w/Sleeve | 15A/125V | 1875W   | 24           |
| 93-5002 | 9 ft.   | 14-3 SPT-3 Gray Cord w/Sleeve | 15A/125V | 1875W   | 12           |
| 93-5003 | 12 ft.  | 14-3 SPT-3 Gray Cord w/Sleeve | 15A/125V | 1875W   | 12           |
| 93-5004 | 15 ft.  | 14-3 SPT-3 Gray Cord w/Sleeve | 15A/125V | 1875W   | 12           |

### #16/3 Ga. SJTW-3 Orange Outdoor Extension Cords

| Cat No. | Footage | Description                      | Amps     | Wattage | Master/Inner |
|---------|---------|----------------------------------|----------|---------|--------------|
| 93-5034 | 8 ft.   | 16-3 SJTW-3 Orange Cord w/Sleeve | 13A/125V | 1625W   | 24           |
| 93-5035 | 15 ft.  | 16-3 SJTW-3 Orange Cord w/Sleeve | 13A/125V | 1625W   | 12           |
| 93-5005 | 25 ft.  | 16-3 SJTW-3 Orange Cord w/Sleeve | 13A/125V | 1625W   | 12           |
| 93-5006 | 50 ft.  | 16-3 SJTW-3 Orange Cord w/Sleeve | 13A-125V | 1625W   | 12           |
| 93-5007 | 100 ft. | 16-3 SJTW-3 Orange Cord w/Sleeve | 10A-125V | 1250W   | 6            |



### #14/3 Ga. SJTW-3 Orange Outdoor Extension Cords

| Cat No. | Footage | Description                      | Amps     | Wattage | Master/Inner |
|---------|---------|----------------------------------|----------|---------|--------------|
| 93-5008 | 25 ft.  | 14-3 SJTW-3 Orange Cord w/Sleeve | 15A/125V | 1875W   | 12           |
| 93-5009 | 50 ft.  | 14-3 SJTW-3 Orange Cord w/Sleeve | 15A/125V | 1875W   | 6            |
| 93-5010 | 100 ft. | 14-3 SJTW-3 Orange Cord w/Sleeve | 13A/125V | 1625W   | 6            |



### #12/3 Ga. SJTW-3 Orange Outdoor Extension Cords

| Cat No. | Footage | Description                      | Amps     | Wattage | Master/Inner |
|---------|---------|----------------------------------|----------|---------|--------------|
| 93-5017 | 25 ft.  | 12-3 SJTW-3 Orange Cord w/Sleeve | 15A/125V | 1875W   | 12           |
| 93-5018 | 50 ft.  | 12-3 SJTW-3 Orange Cord w/Sleeve | 15A/125V | 1875W   | 6            |
| 93-5019 | 100 ft. | 12-3 SJTW-3 Orange Cord w/Sleeve | 13A/125V | 1625W   | 4            |



# Extension Cords Heavy Duty 16/3, 12/3

## #16/3 Ga. SJTW-3 Green Outdoor Extension Cords

| Cat No. | Footage | Description                     | Amps     | Wattage | Master/Inner |
|---------|---------|---------------------------------|----------|---------|--------------|
| 93-5024 | 25 ft.  | 16-3 SJTW-3 Green Cord w/Sleeve | 13A/125V | 1625W   | 12           |
| 93-5025 | 50 ft.  | 16-3 SJTW-3 Green Cord w/Sleeve | 13A/125V | 1625W   | 12           |
| 93-5026 | 80 ft.  | 16-3 SJTW-3 Green Cord w/Sleeve | 10A/125V | 1250W   | 4            |



## #16/3 Ga. SJTW-3 White Outdoor Extension Cord

| Cat No. | Footage | Description                     | Amps     | Wattage | Master/Inner |
|---------|---------|---------------------------------|----------|---------|--------------|
| 93-5027 | 35 ft.  | 16-3 SJTW-3 White Cord w/Sleeve | 13A-125V | 1625W   | 6            |

## #12/3 Ga. 3 Outlet Outdoor Extension Cord

| Cat No. | Footage | Description                   | Amps     | Wattage | Master/Inner |
|---------|---------|-------------------------------|----------|---------|--------------|
| 93-5030 | 2 ft.   | 12-3 STW Orange 3 Outlet Cord | 15A-125V | 1875W   | 12           |




## Power Supply Cords & Accessories Heavy Duty Dryer, Range, Garbage Disposal




### Replacement Dryer Cords (indoor use only)

| Cat No. | Footage        | Description           | Amps          | Wattage | Master/Inner |
|---------|----------------|-----------------------|---------------|---------|--------------|
| 93-5039 | 4 ft. - 3 Wire | 10-3 SRDT Gray Flat   | 30A/125V-250V | 7500W   | 12           |
| 93-5028 | 6 ft. - 3 Wire | 10-3 SRDT Gray Flat   | 30A/125V-250V | 7500W   | 12           |
| 93-5031 | 4 ft. - 4 Wire | 10-4 SRDT Black Round | 30A/125V-250V | 7500W   | 12           |
| 93-5029 | 6 ft. - 4 Wire | 10-4 SRDT Black Round | 30A/125V-250V | 7500W   | 12           |



### Replacement Range Cords (indoor use only)

| Cat No. | Footage        | Description                | Amps          | Wattage | Master/Inner |
|---------|----------------|----------------------------|---------------|---------|--------------|
| 93-5032 | 3 ft. - 3 Wire | 6-2 — 8-1 SRDT Gray Flat   | 50A/125V-250V | 12500W  | 12           |
| 93-5036 | 4 ft. - 3 Wire | 6-2 — 8-1 SRDT Gray Flat   | 50A/125V-250V | 12500W  | 12           |
| 93-5037 | 6 ft. - 3 Wire | 6-2 — 8-1 SRDT Gray Flat   | 50A/125V-250V | 12500W  | 12           |
| 93-5033 | 4 ft. - 4 Wire | 6-2 — 8-2 SRDT Black Round | 50A/125V-250V | 12500W  | 12           |
| 93-5038 | 6 ft. - 4 Wire | 6-2 — 8-2 SRDT Black Round | 50A/125V-250V | 12500W  | 12           |



### Replacement Garbage Disposal Cords (indoor use only)

| Cat No. | Footage        | Description      | Amps     | Wattage | Master/Inner |
|---------|----------------|------------------|----------|---------|--------------|
| 93-5040 | 3 ft. - 3 Wire | 16-3 SPT-2 Black | 13A/125V | 1625W   | 24           |
| 93-5043 | 6 ft. - 3 Wire | 16-3 SPT-2 Black | 13A/125V | 1625W   | 24           |

## Power Supply Cords & Accessories

### Heavy Duty Extension, Power & Trouble Light Cords

#### 3 Fan Outlet Orange Outdoor Extension Cord



| Cat No. | Footage         | Description      | Amps     | Wattage | Master/Inner |
|---------|-----------------|------------------|----------|---------|--------------|
| 93-5053 | 25 ft. - 3 Wire | 16-3 SJTW Orange | 13A-125V | 1625W   | 12           |



#### 3 Outlet Indoor Banana Extension Cord



| Cat No. | Footage         | Description    | Amps     | Wattage | Master/Inner |
|---------|-----------------|----------------|----------|---------|--------------|
| 93-5056 | 12 ft. - 3 Wire | 16-3 SJT Black | 13A-125V | 1625W   | 12           |



#### Power Supply Angle Pigtail Cord (indoor use only)



| Cat No. | Footage        | Description | Amps     | Wattage | Master/Inner |
|---------|----------------|-------------|----------|---------|--------------|
| 93-5041 | 6 ft. - 3 Wire | 16-3 SPT-2  | 13A-125V | 1625W   | 24           |



#### Black Metal Trouble Light w/Cage & Yellow Outlet (indoor/outdoor)



| Cat No. | Footage         | Description | Amps        | Wattage  | Master/Inner |
|---------|-----------------|-------------|-------------|----------|--------------|
| 93-5050 | 25 ft. - 3 Wire | 16-3 SJTW   | 0.625A-120V | 75W MAX. | 12           |

**NOTE: Maximum Wattage is 75W**



#### Black Metal Trouble Light - Less Cage (indoor use only) – Non-UL

| Cat No. | Footage        | Description | Amps        | Wattage  | Master/Inner |
|---------|----------------|-------------|-------------|----------|--------------|
| 93-5051 | 6 ft. - 2 Wire | 18-2 SJTW   | 0.625A-120V | 75W MAX. | 12           |

**NOTE: Maximum Wattage is 75W**

#### Triple Orange Outdoor Grounded 3 Outlet Current Tap



| Cat No. | Footage | Description          | Amps      | Wattage | Master/Inner |
|---------|---------|----------------------|-----------|---------|--------------|
| 93-5042 | No Wire | 3 Outlet Current Tap | 15/A-125V | 1875W   | 48/12        |



## Surge Suppressors

6 Outlet Strips Indoor Use Only



Flat Plug

**91-220** 3' Cord - 14/3 SJT  
**91-229** 6' Cord - 14/3 SJT  
 6 Outlet Standard Surge Strip  
 w/Flat Plug, 245 Joules Rating  
 On/Off Switch with  
 Built-In Resettable  
 Circuit Breaker  
 15A-125V, 1875W  
 Packing: 12/Master



**91-221** 4' Cord - 14/3 SJT  
 6 Outlet Superior  
 Surge Strip,  
 540 Joules Rating  
 On/Off Switch with  
 Built-In Resettable  
 Circuit Breaker and  
 Indicator Light  
 15A-120V, 1800W  
 Packing: 12/Master



**91-222** 4' Cord - 14/3 SJT  
 6 Outlet Professional  
 Metal Surge Strip,  
 540 Joules Rating  
 On/Off Switch with  
 Built-In Resettable  
 Circuit Breaker and  
 Indicator Light  
 15A-120V, 1800W  
 Packing: 12/Master



**91-223**  
 6 Outlet Surge Wall Tap  
 540 Joules Rating  
 15A-120V, 1800W  
 Packing: 12/Master








# Surge Suppressors Indoor Use Only



**91-233** 6' 14/3 SJT w/ Flat Plug  
7 Outlet Surge Strip, Lighted On-Off Switch w/ Circuit Breaker,  
1500 Joules Rating, Surge Indicator Light,  
2-2.1 USB Chargers, 1 Adapter Receptacle,  
15A-120V-1875W  
Packed 4



**91-234** 6' 14/3 SJT w/ Flat Plug  
8 Outlet Surge Strip, Lighted On-Off Switch w/Circuit Breaker,  
3000 Joules Rating, Surge Indicator Light,  
2-2.1 USB Chargers, 2 Coax Cable Protection,  
2 Adapter Receptacles,  
15A-120V-1875W  
Packed 4



**91-235** 6' 14/3 SJT w/ Straight Plug  
6 Outlet Metal Surge Strip,  
Lighted On-Off Switch w/ Circuit Breaker,  
1200 Joules Rating, Surge Indicator Light,  
1 Adapter Receptacle,  
15A-120V-1875W  
Packed 6



**91-236** 6' 14/3 SJT w/ Straight Plug  
3 Outlet Surge Strip  
Lighted On-Off Switch w/ Built-In Circuit Breaker,  
450 Joules Rating, Surge Indicator Light  
2-2.1 USB Chargers, 1 Adapter Receptacle  
15A-120V-1800W  
Packed 12



**91-231** 6' 14/3 SJT w/ Straight Plug  
6 Outlet Surge Strip,  
Lighted On-Off w/Built-In Circuit Breaker,  
900 Joules Rating, Surge Indicator Light,  
2-2.1 USB Chargers, 1 Adapter Receptacle,  
15A-120V-1875W  
Packed 6



**91-232** 6' 14/3 SJT w/ Straight Plug  
6 Outlet Metal Strip,  
Lighted On-Off w/Built-In Circuit Breaker,  
300 Joules Rating, Surge Indicator Light,  
1 Adapter Receptacle  
15A-120V-1875W  
Packed 12

## Wire Covers



**S70-830 White**  
Inside Elbow  
Packing: 144/Master 12/Inner



**S70-832 White**  
Outside Elbow  
Packing: 144/Master 12/Inner



**S70-829 White**  
Straight Coupling  
Packing: 144/Master 12/Inner



**S70-831 White**  
Flat Elbow  
Packing: 144/Master 12/Inner



**S70-826**  
40" White  
Packing: 24/Master

### A Complete Do-It-Yourself Self Sticking Wire Cover System

- For:
- Wall lamps
  - Extension cords
  - Ceiling swag lighting
  - Telephones
  - Home alarm systems
  - Stereo and VCR
  - Track lighting
  - CATV cable
  - Speaker wire
  - Television wire

Wire Covers and Couplings available in white and can be painted.



# Electrical Tape & Terminals PVC Insulation

Electrical Tape 3/4" x 60 Ft. in Colors - 200 pcs. to Master



90-1420 Black



90-1814 White



90-1907 Red



90-1908 Yellow



90-1909 Blue



90-1910 Green

## Terminals - Round & Spade



80-2331 Brass  
80-2332 Nickel  
1/8 IP Lug



80-2333 Brass  
80-2334 Nickel  
1/4 IP Lug



80-2335 Brass  
"U" Shape Lug

## Lighting Accessories Cages & Warehouse Shades



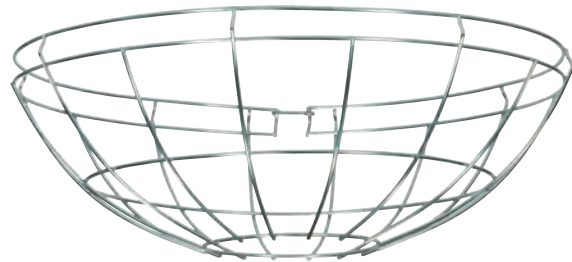
**90-1310** Brass    **90-1917** White  
**90-1912** Nickel    **90-1918** Unfinished  
**90-1916** Black    **90-1919** Dark Antique  
 Light Bulb Cage  
 Height: 5 1/4" - 3 3/4" Dia.  
 Packing: 60/Master 10/Inner



**90-2612**  
 Yellow Trouble Light  
 Plastic Cage  
 Suitable For Outdoor Locations  
 Height: 6 1/2" - 5-1/4" Dia.  
 Packing: 12/Master




**SF76-660** Green    **SF76-661** Brushed Nickel  
**SF76-284** Black    **SF76-662** Old Bronze  
**SF76-283** White    **SF76-663** Red  
 Warehouse Shades  
 (1) 100W-A19  
 Dimensions: 16" W x 8 1/8" H  
 w/12 Ft. 18/3 SVT Cord



**80-1979**  
 Wire Cage for Warehouse Shades  
 Fits Items: 76-283, 76-284, 76-660, 76-661, 76-662, 76-663  
 Width: 15 1/2" Height: 5 1/4" with Adjustable Clamp  
 Packing: 6/Master

# Wire Connectors

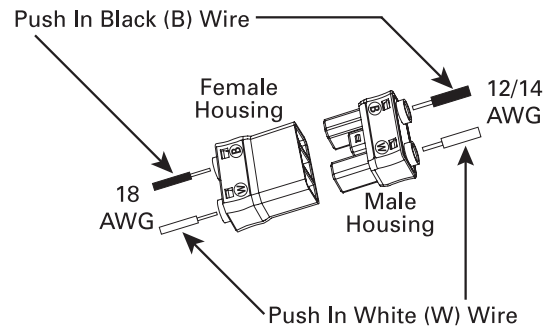
## Splice Connectors for Ballast Disconnect



**90-2536**  
Orange 2 Piece Snap Together Connector for Solid or Tinned Tip Wire: 18 AWG (Female Housing)  
12/14 AWG (Male Housing)  
3A-125V, 1.3A-277V 105°C

### Splice Connector Instructions

Provides fast & easy disconnect/connect of hot & neutral wires, reducing shock hazard during ballast replacement.



**80-2010**  
Yellow (small) 2 Piece Snap Together Connector for Solid or Tinned Tip Wire: 18/12 AWG (Female Housing)  
18 AWG (Male Housing)  
6A-600V 105°C

### Wing Nut Wire Connectors w/Spring Inserts for 105°C Supply Wire 600V



|   |  |  |   |   |
|---|--|--|---|---|
| <b>90-2237</b><br>Yellow<br>(105°C)<br>4 # 18<br>Max. | <b>90-2238</b><br>Tan<br>(105°C)<br>9 # 18<br>Max. | <b>90-2239</b><br>Red<br>(105°C)<br>5 # 16<br>Max. | <b>90-2240</b><br>Grey<br>(105°C)<br>4 # 12<br>Max. | <b>90-2241</b><br>Blue<br>(105°C)<br>4 # 10<br>Max. |
|---|--|--|---|---|

### High Heat 150°C



**90-1418**  
High Heat  
Black  
(150°C)  
2 # 18  
Max.

### Wire Connectors w/Spring Inserts for 105°C Supply Wire 600V



|  |   |  |   |
|--|---|--|---|
| <b>90-1852</b><br>Small<br>Blue<br>(105°C)<br>3 # 18<br>Max. | <b>90-1419</b><br>Medium<br>Orange<br>(105°C)<br>5 # 18<br>Max. | <b>90-1440</b><br>Large<br>Yellow<br>(105°C)<br>6 # 18<br>Max. | <b>90-1421</b><br>Extra Large<br>Red<br>(105°C)<br>8 # 18<br>Max. |
|--|---|--|---|

### Porcelain Connectors (Non UL) for High Heat 150°C 300V



|  |   |  |
|--|---|--|
| <b>90-1311</b><br>Small<br>(150°C)<br>2 # 18<br>Max. | <b>90-1312</b><br>Medium<br>(150°C)<br>4 # 18<br>Max. | <b>90-1313</b><br>Large<br>(150°C)<br>6 # 18<br>Max. |
|--|---|--|

### Plastic Connectors for 105°C Supply Wire 300V



|  |   |  |
|--|---|--|
| <b>90-396</b><br>Ext. Small<br>(105°C)<br>2 # 18<br>Max. | <b>90-469</b><br>Small<br>(105°C)<br>4 # 18<br>Max. | <b>90-470</b><br>Medium<br>(105°C)<br>5 # 18<br>Max. |
|--|---|--|

## Bushings

Assorted Nylon, Metal, Plastic

### Nylon Snap-In Bushings



**90-157** Black  
for 5/16" Hole



**90-1824** Gold  
for 5/16" Hole



**90-158** Black  
for 3/8" Hole



**90-1825** Gold  
for 3/8" Hole



**90-161** Black  
for 7/16" Hole



**90-180** Gold  
for 7/16" Hole

### Metal Strain Reliefs



**90-1158**  
Small



**90-998**  
Small with Tab



**90-1159**  
Large with Tab

### Plastic Pipe Bushings



**90-1422**  
1/8 IP



**90-1423**  
1/4 IP

### Plastic Bushings

#### 1/8 IP



**90-327** White  
1/8 IP Male



**90-328** Black  
1/8 IP Male



**90-321** White  
1/8 IP Female



**90-322** Black  
1/8 IP Female



**90-325** White  
1/4 IP Male

#### 1/4 IP



**90-326** Black  
1/4 IP Male



**90-323** White  
1/4 IP Female



**90-324** Black  
1/4 IP Female

### Plastic Bushings & Strain Relief For 18/2 SVT Wire



**80-2550**  
Clear  
1/8 IP  
Strain Relief  
w/Set Screw



**80-2338**  
Black  
1/8 IP  
Strain Relief  
w/Set Screw



**80-2342**  
White  
1/8 IP  
Strain Relief  
w/Set Screw



**80-2339**  
Black  
1/8 IP  
Bushing



**80-2340**  
White  
1/8 IP  
Bushing



**80-2341**  
Silver  
1/8 IP  
Bushing



**80-2549**  
Clear  
1/8 IP  
Bushing



**80-2495**  
White  
Strain Relief  
For E12



## Flood Outdoor Garden Lights, Wet Location

### 5 LED Plastic Cast Flood Light w/Ground Stake - Head Pivots 180°

| Cat No. | Wire Type | Color | Length       | Watts     | Pack |
|---------|-----------|-------|--------------|-----------|------|
| 93-5058 | 18/2 SJTW | Green | 6 Ft. w/plug | 3.4W-120V | 6/1  |



### Single Plastic Flood Light w/Round Plate For Dual Mounting and Ground Stake - 180° Rotation Wall Mount - Rated for 100W Floodlight, Ground Stake Mounting - Rated for 150W Floodlight

| Cat No.  | Wire Type | Color | Length       | Watts     | Pack |
|----------|-----------|-------|--------------|-----------|------|
| SF77-325 | 18/2 SJTW | Green | 6 Ft. w/plug | 150W-120V | 12/1 |

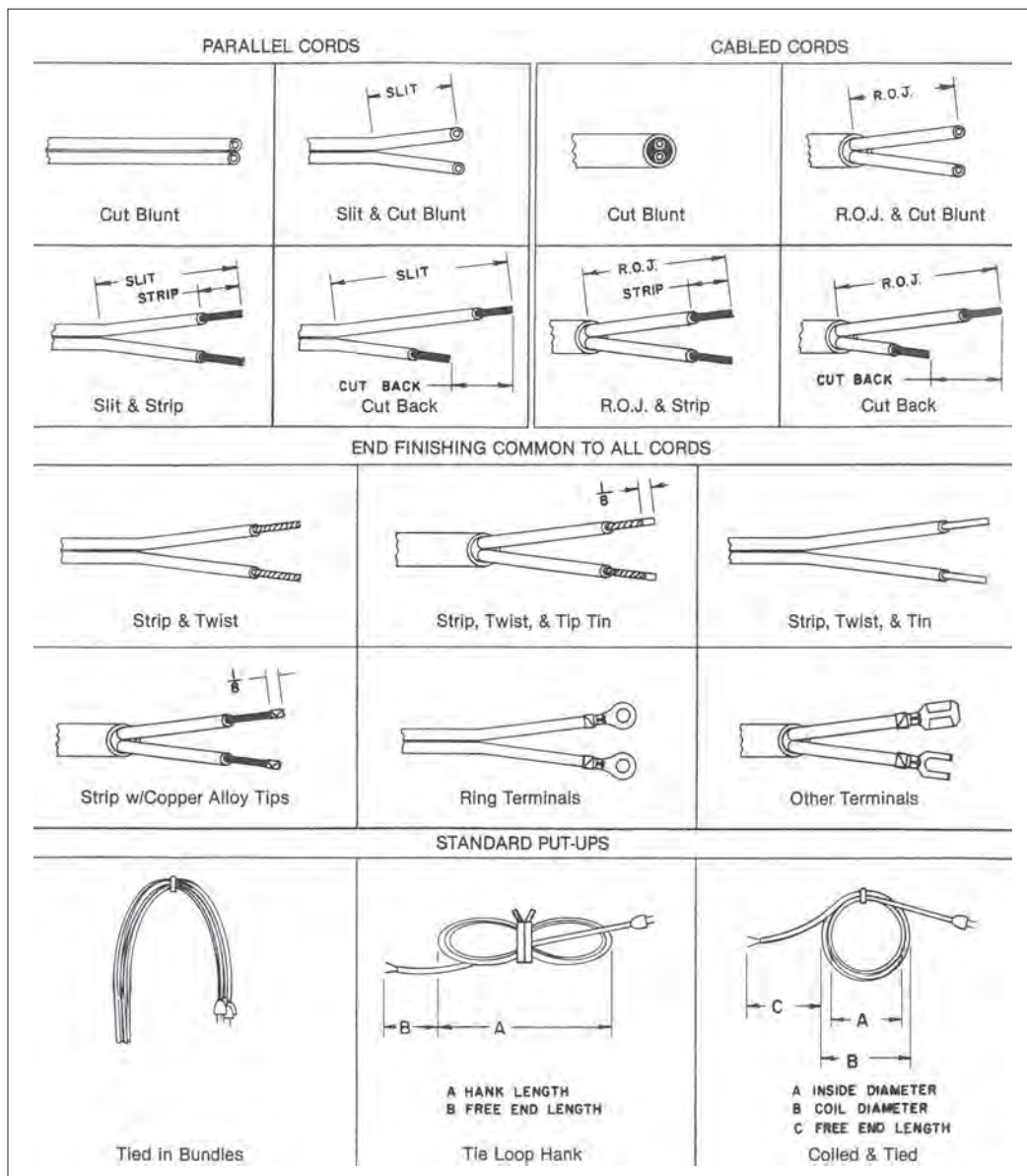


# WIRES, CORDS, ACCESSORIES

## Ampacity Charts

- Amperage is a measure of the electrical current flowing through a circuit. Current is measured in amperes or “amps”. You must use the correct size wire for the amperage requirement of the circuit to prevent the wire from over heating.
- The number and type of electrical devices connected to a circuit determine the amperage requirement of the circuit. Usually, a general purpose house circuit is designed for 20 amps. Lighting circuits may be designed for only 15 amps.
- To calculate the amperage for a circuit, first add up the wattage of all the electrical devices that will be on the circuit. Then, divide the total wattage by the voltage of the system, 110 or 220, and that will give you the expected current or amps.

## Power Supply Cord Terminology





|                              |         |
|------------------------------|---------|
| Harps & accessories.....     | 154-156 |
| Knobs & finials.....         | 157-160 |
| Reel & bulk chain.....       | 161-163 |
| Steel & brass nipple .....   | 164-165 |
| Cross bars & lamp parts..... | 166-167 |
| Locknuts & washers .....     | 168-169 |
| Check rings .....            | 170-171 |
| Washers & steel pipe.....    | 172     |

## Hardware & Lamp Parts

|   |         |
|---|---------|
| Fixture & screw collar loops .....                    | 173-175 |
| Hardware, caps, screws & bushings .....               | 176-178 |
| Brass couplings & balls .....                         | 179     |
| Brass necks & spindles .....                          | 180     |
| Brass swivels.....                                    | 181     |
| Armbacs & elbows.....                                 | 182     |
| Swag hook kits & drop ceiling/track accessories ..... | 183     |
| Spacers & candle cups .....                           | 184     |
| Steel necks.....                                      | 185     |
| Candle covers .....                                   | 186-191 |
| Bead chain & accessories, pulls & tassels .....       | 192     |
| Crystal & lighting accessories .....                  | 193-194 |



## Harps & Accessories

Heavy Duty Harps 1/8 IP Saddle, 1/4-27 Thread

### Polished Brass Finish: 125 Ctn.

- 90-2203 - 6"
- 90-2204 - 6 1/2"
- 90-919 - 7"
- 90-552 - 7 1/2"
- 90-2235 - 7 3/4"
- 90-920 - 8"
- 90-553 - 8 1/2"
- 90-921 - 9"
- 90-554 - 9 1/2"
- 90-922 - 10"
- 90-555 - 10 1/2"
- 90-923 - 11"
- 90-556 - 11 1/2"
- 90-924 - 12"
- 90-557 - 12 1/2"
- 90-925 - 13"
- 90-2256 - 13 1/2"
- 90-2257 - 14"
- 90-2520 - 15"



### Polished Nickel Finish: 125 Ctn.

- 90-2205 - 6"
- 90-2206 - 6 1/2"
- 90-2000 - 7"
- 90-2007 - 7 1/2"
- 90-2236 - 7 3/4"
- 90-2001 - 8"
- 90-2008 - 8 1/2"
- 90-2002 - 9"
- 90-2009 - 9 1/2"
- 90-2003 - 10"
- 90-2010 - 10 1/2"
- 90-2004 - 11"
- 90-2011 - 11 1/2"
- 90-2005 - 12"
- 90-2012 - 12 1/2"
- 90-2006 - 13"
- 90-2258 - 13 1/2"
- 90-2259 - 14"
- 90-2521 - 15"



### Antique Brass Finish: 125 Ctn.

- 90-2264 - 6"
- 90-2265 - 7"
- 90-2266 - 8"
- 90-2267 - 9"
- 80-2293 - 9 1/2"
- 90-2268 - 10"
- 80-2294 - 10 1/2"
- 90-2269 - 11"
- 90-2270 - 12"



### Dark Antique Brass Finish: 125 Ctn.

- 80-2552 - 6"
- 80-2555 - 6 1/2"
- 90-2088 - 7"
- 90-2078 - 7 1/2"
- 90-2089 - 8"
- 90-2079 - 8 1/2"
- 80-2177 - 9"
- 90-2080 - 9 1/2"
- 80-2152 - 10"



### 1/8 IP - 2 3/4" Wide Saddles for CFL—Heavy Duty

- 90-2340 1/8 IP Saddle - Brass Plated
- 90-2341 1/8 IP Saddle - Nickel Plated



### 1/2" Finial—Zinc Die Cast 1/4-27

- 80-1181 Polished Brass Finish
- 80-1182 Nickel Finish
- 80-1518 Antique Brass
- 80-1519 Dark Antique Brass



### 1/8 IP & 1/4 IP—Heavy Duty Saddles

- 80-2149 1/8 IP Saddle - Antique Brass
- 90-2291 1/8 IP Saddle - Brass Plated
- 90-2292 1/8 IP Saddle - Nickel Plated
- 90-2031 1/4 IP Saddle - Brass Plated
- 90-2032 1/4 IP Saddle - Nickel Plated



### Shade Rings—Plated 3/4" Diameter (10 gauge)

- 90-2456 3 Hole Brass
- 90-2533 3 Hole Nickel
- 90-2457 4 Hole Brass
- 90-2534 4 Hole Nickel



## Harps & Accessories

### Light Duty Harps 1/8 IP Saddle, 1/4-27 Thread

#### Polished Brass Finish: 125 Ctn.

- 90-2029 - 4"
- 90-2030 - 5"
- 90-2374 - 5 1/2"
- 90-2376 - 6"
- 90-570 - 6 1/2"
- 90-219 - 7"
- 90-558 - 7 1/2"
- 90-220 - 8"
- 90-559 - 8 1/2"
- 90-221 - 9"
- 90-560 - 9 1/2"
- 90-222 - 10"
- 90-561 - 10 1/2"
- 90-223 - 11"
- 90-562 - 11 1/2"
- 90-224 - 12"
- 90-563 - 12 1/2"
- 90-225 - 13"
- 90-571 - 13 1/2"
- 90-2378 - 14"
- 90-2522 - 15"



#### Polished Nickel Finish: 125 Ctn.

- 90-2242 - 4"
- 90-2028 - 5"
- 90-2375 - 5 1/2"
- 90-2377 - 6"
- 90-2020 - 6 1/2"
- 90-2013 - 7"
- 90-2021 - 7 1/2"
- 90-2014 - 8"
- 90-2022 - 8 1/2"
- 90-2015 - 9"
- 90-2023 - 9 1/2"
- 90-2016 - 10"
- 90-2024 - 10 1/2"
- 90-2017 - 11"
- 90-2025 - 11 1/2"
- 90-2018 - 12"
- 90-2026 - 12 1/2"
- 90-2019 - 13"
- 90-2027 - 13 1/2"
- 90-2379 - 14"
- 90-2523 - 15"



#### Dark Antique Brass Finish: 125 Ctn.

- 90-2081 - 7"
- 90-2082 - 8"
- 90-2083 - 9"
- 80-2151 - 10"



All Harps are measured  
from the top of the harp  
(not including the 1/4-27 thread riser)  
to the bottom of the assembled saddle.

#### 1/8 IP - 2-3/4" Wide Saddles for CFL—Light Duty

- 90-2338 1/8 IP Saddle - Brass Plated
- 90-2339 1/8 IP Saddle - Nickel Plated



#### 1/2" Finial—Zinc Die Cast 1/4-27

- 80-1181 Polished Brass Finish
- 80-1182 Nickel Finish
- 80-1518 Antique Brass
- 80-1519 Dark Antique Brass





#### 1/8 IP & 1/4—Light Duty Saddles

- 90-2293 1/8 IP Saddle - Brass Plated
- 90-2289 1/8 IP Saddle - Nickel Plated
- 90-2093 1/4 IP Saddle - Brass Plated
- 90-2094 1/4 IP Saddle - Nickel Plated



#### Steel Finials—Plated 1/4-27

-   
 90-139 1/2" Brass
-   
 90-2453 1/2" Nickel
- 90-136 1" Brass
- 90-2454 1" Nickel
- 90-137 1 1/2" Brass
- 90-2455 1 1/2" Nickel

## Harps & Accessories

### Heavy Duty Cup Harps 1/4-27 Thread

#### Polished Brass Finish

- 90-2246 - 6"
- 90-2248 - 7"
- 90-2250 - 8"
- 90-2252 - 9"
- 90-2254 - 10"



#### Polished Nickel Finish

- 90-2247 - 6"
- 90-2249 - 7"
- 90-2251 - 8"
- 90-2253 - 9"
- 90-2255 - 10"



All Harps are measured exact size. (not including Harp Cup)

#### Bulb Clips – 1/4-27



**90-2535**  
3" Dia. Ring  
with Bulb Clip  
Brass Plated



**90-2529**  
2" Short  
Medium Base,  
Bulb Clip & Finial  
Brass Plated



**90-940**  
3 5/8" H - 2 1/8" Dia.  
Medium Base,  
Bulb Clip  
Brass Plated



**90-1567**  
2 5/8" H - 1" Dia.  
Candelabra Base,  
Bulb Clip  
Brass Plated

#### Steel & Solid Brass Risers – 1/4-27



Steel  
Brass Plated  
**90-2458** 1 1/2"  
**90-142** 1"  
**90-2597** 1 1/2"  
**90-141** 2"



Solid Brass  
Burnished &  
Lacquered  
**90-1562** 1/2"  
**90-140** 1"  
**90-1589** 1 1/2"  
**90-701** 2"

#### 2 1/2" H - 2 1/4" Dia. Heavy Duty Cup for Swing Arm Lamps



**90-2353**  
Polished Brass Finish



**90-2354**  
Nickel Finish

#### Socket Saddle Protector



**80-1197**  
Steel U-Bracket  
Unfinished

# Knobs & Finials

## Die Cast Assorted Finishes



**Bud Finial**  
1 3/8" Height - 1/8 IP  
**90-1723** Polished Brass  
**90-1724** Antique Brass  
**90-1725** Polished Chrome



**Acorn Finial**  
1 1/2" Height - 1/8 IP  
**90-133** Polished Brass  
**90-1712** Antique Brass  
**90-1713** Polished Chrome



**Spindle Finial**  
2 1/4" Height - 1/8 IP  
**90-135** Polished Brass



**Bullet Finial**  
2" Height - 1/4-27  
**90-1717** Polished Brass  
**90-1718** Antique Brass  
**90-1719** Polished Chrome



**Modern Finial**  
1 1/2" Height - 1/4-27  
**90-1714** Polished Brass  
**90-1715** Antique Brass  
**90-1716** Polished Chrome



**Pyramid Finial**  
1 1/2" Height - 1/4-27  
**90-1720** Polished Brass  
**90-1721** Antique Brass  
**90-1722** Polished Chrome




**90-762**  
Use 90-762 to Reduce  
1/8 IP to 1/4-27  
(Thread on Lamp Harp)



**Small Pyramid Knob**  
3/4" Height - 1/8 IP  
**90-959** Polished Brass



**Large Pyramid Knob**  
1 1/4" Height - 1/8 IP  
**90-1160** Polished Brass  
**90-1161** Antique Brass  
**90-1711** Polished Chrome



**1" Plain Knob - 1/8 IP - 3/8" H**  
**90-1050** Polished Brass  
**90-1051** Polished Chrome

## Knobs & Finials

### Solid Brass Assorted Finishes



**90-886** Burnished & Lacquered  
Urn Finial  
1 3/4" Height - 1/8 IP



**90-130** Burnished & Lacquered  
Small Spindle Finial  
1 7/8" Height - 1/4-27



**90-1731** Polished Brass  
Large Spindle Finial  
2 3/8" Height - 1/4-27



**90-838** Brass  
Burnished & Lacquered  
**80-2102** Nickel  
Bullet Finial  
2" Height - 1/8 IP



**90-1735** Polished Brass  
Urn Finial  
1 7/16" Height - 1/4-27



**90-837** Burnished & Lacquered  
Acorn Finial  
1 1/2" Height - 1/8 IP



**90-1732** Polished Brass  
Finial  
1 1/2" Height - 1/4-27



**90-1733** Brass  
Burnished & Lacquered  
**80-2103** Nickel  
Polished Tear Drop Finial  
1 1/2" Height - 1/8 IP



**90-842** Brass Ball Finial  
1 1/4" Height, 3/4" Dia. - 1/8 IP  
Burnished & Lacquered

**80-1880** Satin Nickel Ball Finial  
1 1/4" Height, 3/4" Dia. 1/4-27



**90-132** Burnished & Lacquered  
Ball Finial  
1 3/8" Height, 7/8" Dia. 1/8 IP



**90-1386** Burnished & Lacquered  
Ball Knob Finial  
1 1/8" Height - 1/4-27



**90-762**  
Use **90-762** to Reduce  
1/8 IP to 1/4-27  
(Thread on Lamp Harp)

# Decorative Finials

Solid Brass Polished



**90-1744** Polished Brass  
Flame Ribbed Brass Finial  
2 3/4" Height - 1/4-27



**90-1743** Polished Brass  
Leaf Brass Finial  
3 1/2" Height - 1/4-27



**90-1745** Polished Brass  
U-Shaped Leaf Brass Finial  
2 3/4" Height - 1/4-27



**90-1734** Polished Brass  
Large Urn Finial  
2 3/4" Height - 1/8 IP



**90-1746** Polished Brass  
Fan Brass Finial  
3" Height - 1/4-27



**90-1747** Polished Brass  
Oriental Brass Finial  
2 3/4" Height - 1/4-27

## Decorative Finials



**90-1748**  
Ceramic  
Urn Finial  
2 1/2" Height - 1/4-27



**90-1741**  
Wood Ball Finial  
1 5/8" Height - 1/4-27



**90-1738**  
Diamond Cut Crystal Finial  
2 1/4" Height - 1/4-27



**90-1737**  
Pendant Cut Crystal Finial  
2 3/4" Height - 1/4-27



**90-1739**  
U-Drop Cut Crystal Finial  
3 1/4" Height - 1/4-27




**90-1736**  
Ball Cut Crystal Finial  
2 1/4" Height - 1/4-27



# Reel Chain

## 11 Gauge / 8 Gauge

### 11 Gauge Chain - 50 Yds. (150 Ft.) to Reel / 1 Reel Master



15 lbs.  
MAX

|                                  |   |                                   |                                  |                                  |  |   |
|----------------------------------|---|-----------------------------------|----------------------------------|----------------------------------|--|---|
| <b>79-200</b><br>Brass<br>Finish | <b>79-204</b><br>Antique<br>Brass<br>Finish | <b>79-201</b><br>Nickel<br>Finish | <b>79-233</b><br>White<br>Finish | <b>79-203</b><br>Black<br>Finish | <b>79-205</b><br>Spanish Type<br>Brass Finish<br>(120' Reel) | <b>79-206</b><br>Spanish Type<br>Antique<br>Brass Finish<br>(120' Reel) |
|----------------------------------|---|-----------------------------------|----------------------------------|----------------------------------|--|---|

### 8 Gauge Chain - 100 Ft. to Reel / 1 Reel to Master



35 lbs.  
MAX

|                                  |   |                                   |                                  |                                  |
|----------------------------------|---|-----------------------------------|----------------------------------|----------------------------------|
| <b>79-209</b><br>Brass<br>Finish | <b>79-212</b><br>Antique<br>Brass<br>Finish | <b>79-210</b><br>Nickel<br>Finish | <b>79-213</b><br>White<br>Finish | <b>79-211</b><br>Black<br>Finish |
|----------------------------------|---|-----------------------------------|----------------------------------|----------------------------------|



**90-099**  
Malleable Iron Chain  
Pliers  
Packing: 1 Box / 50 master



## Bulk Chain

1 Yard Lengths—11 Gauge / 8 Gauge

### 11 Gauge Chain



**15 lbs.  
MAX**

**Specifications**

- 1 1/2" Link length
- 7/8" Link width
- 3/32" Thick
- 1 Yard length
- 200 Yards/Ctn.

**90-070**  
Brass  
Finish

**90-071**  
Antique  
Brass  
Finish

**90-072**  
Black  
Finish

**90-077**  
Nickel  
Finish

**90-670**  
White  
Finish

### 8 Gauge Chain



**35 lbs.  
MAX**

**Specifications**

- 1 1/2" Link length
- 7/8" Link width
- 1/8" Thick
- 1 Yard length
- 100 Yards/Ctn.

**79-455**  
Brass  
Finish

**79-464**  
Antique  
Brass  
Finish

**79-460**  
Nickel  
Finish

**79-458**  
White  
Finish

**79-457**  
Black  
Finish

# Bulk Chain

1 Yard Lengths—8 Gauge / 4 Gauge / Specialty Chain

## 8 Gauge Chain



**35 lbs.  
MAX**

**Specifications**

- 1 1/2" Link length
- 7/8" Link width
- 1/8" Thick
- 1 Yard length
- 24 Yards/Ctn.

**25-1067**  
Old Bronze  
Finish

**25-1072**  
Textured  
White  
Finish

**25-1069**  
Brushed  
Nickel  
Finish

**25-1080**  
Copper  
Bronze  
Finish

**25-1074**  
Flemish  
Gold  
Finish

**25-1081**  
Dorado  
Bronze  
Finish

## 4 Gauge Chain



**90-080**  
Brass  
Finish

**90-081**  
Antique  
Brass  
Finish

**90-000**  
Nickel  
Finish

**90-085**  
Black  
Finish

**79-466**  
White  
Finish

**50 lbs.  
MAX**

**Specifications**

- 1-3/4" Link length
- 1 1/8" Link width
- 1/4" Thick
- 1 Yard length
- 50 Yards/Ctn.

## Specialty Chain



**90-078**  
Spanish  
Type  
Polished  
Brass  
Finish

**90-086**  
Spanish  
Type  
Antique  
Brass  
Finish

**79-432**  
Fluorescent  
Chrome  
Finish

**79-306**  
#12  
Jack  
Chain  
100 Ft.  
Lengths

**15 lbs.  
MAX**

**Specifications**

- 1 Yard length
- 100 Yards/Ctn.

## Steel Nipples - Bulk Pack Zinc Plated & Unfinished

### 1/8 IP Steel Nipple—Zinc Plated



1/8 IP  
Thread Size  
3/8" Wide

| Item No. | Length | Item No. | Length | Item No. | Length  | Item No. | Length         |
|----------|--------|----------|--------|----------|---------|----------|----------------|
| 90-1028  | 3/8"   | 90-1008  | 2 1/8" | 90-1030  | 5 1/4"  | 90-2105  | 16"            |
| 90-280   | 1/2"   | 90-289   | 2 1/4" | 90-1031  | 5 1/2"  | 90-2106  | 18"            |
| 90-281   | 5/8"   | 90-290   | 2 1/2" | 90-1198  | 5 3/4"  | 90-2107  | 20"            |
| 90-282   | 3/4"   | 90-1012  | 2 5/8" | 90-255   | 6"      | 90-271   | 24"            |
| 90-1021  | 7/8"   | 90-1022  | 2 3/4" | 90-1004  | 6 1/8"  | 90-270   | 30"            |
| 90-283   | 1"     | 90-291   | 3"     | 90-1281  | 6 1/2"  | 90-274   | 36" Unfinished |
| 90-284   | 1 1/8" | 90-292   | 3 1/4" | 90-1005  | 7"      | 90-2233  | 36"            |
| 90-258   | 1 1/4" | 90-293   | 3 1/2" | 90-256   | 8"      | 90-2108  | 45"            |
| 90-285   | 1 3/8" | 90-1014  | 3 3/4" | 90-2102  | 9"      | 90-2109  | 48"            |
| 90-286   | 1 1/2" | 90-294   | 4"     | 90-1068  | 10"     | 90-2110  | 54"            |
| 90-2111  | 1 5/8" | 90-1023  | 4 1/4" | 90-2103  | 11"     | 90-2627  | 60"            |
| 90-257   | 1 3/4" | 90-1003  | 4 1/2" | 90-1009  | 11 1/2" | 90-2625  | 72"            |
| 90-287   | 1 7/8" | 90-1029  | 4 3/4" | 90-272   | 12"     |          |                |
| 90-288   | 2"     | 90-295   | 5"     | 90-2104  | 14"     |          |                |

Zinc plated steel except 90-274 (36") which is unfinished steel

### 1/4 IP Steel Nipple—Zinc Plated



1/4 IP  
Thread Size  
1/2" Wide

| Item No. | Length | Item No. | Length | Item No. | Length | Item No. | Length         |
|----------|--------|----------|--------|----------|--------|----------|----------------|
| 90-296   | 1/2"   | 90-2115  | 2 1/4" | 90-261   | 5"     | 90-2127  | 24"            |
| 90-1199  | 5/8"   | 90-301   | 2 1/2" | 90-2118  | 5 1/4" | 80-2361  | 36"            |
| 90-302   | 3/4"   | 90-1162  | 2 3/4" | 90-2119  | 5 1/2" | 90-1063  | 36" Unfinished |
| 90-2112  | 7/8"   | 90-259   | 3"     | 90-2120  | 5 3/4" | 90-2545  | 48"            |
| 90-297   | 1"     | 90-1026  | 3 1/4" | 90-262   | 6"     | 90-2546  | 48" Unfinished |
| 90-2113  | 1 1/8" | 90-1027  | 3 1/2" | 90-2121  | 7"     | 90-2594  | 50"            |
| 90-1000  | 1 1/4" | 90-1163  | 3 3/4" | 90-2122  | 8"     | 80-2362  | 60"            |
| 90-2114  | 1 3/8" | 90-260   | 4"     | 90-2123  | 9"     | 80-1938  | 72"            |
| 90-298   | 1 1/2" | 90-2116  | 4 1/4" | 90-2124  | 10"    |          |                |
| 90-1025  | 1 3/4" | 90-1002  | 4 1/2" | 90-2125  | 11"    |          |                |
| 90-299   | 2"     | 90-2117  | 4 3/4" | 90-2126  | 12"    |          |                |

Zinc plated steel except 90-1063 (36") & 90-2546 (48") which are unfinished steel

### 3/8 IP Steel Nipple—Zinc Plated



3/8 IP  
Thread Size  
5/8" Wide

| Item No. | Length | Item No. | Length | Item No. | Length | Item No. | Length         |
|----------|--------|----------|--------|----------|--------|----------|----------------|
| 90-2128  | 1/2"   | 90-2131  | 1 1/8" | 90-1062  | 2"     | 90-609   | 5"             |
| 90-2129  | 5/8"   | 90-1018  | 1 1/4" | 90-607   | 2 1/2" | 90-610   | 6"             |
| 90-1016  | 3/4"   | 90-2132  | 1 3/8" | 90-1060  | 3"     | 80-2363  | 36"            |
| 90-2130  | 7/8"   | 90-606   | 1 1/2" | 90-1173  | 3 3/4" | 90-611   | 36" Unfinished |
| 90-1015  | 1"     | 90-1017  | 1 3/4" | 90-608   | 4"     | 90-2626  | 48"            |

Zinc plated steel except 90-611 (36") which is unfinished steel

# Steel Nipples - Bulk Pack

## Yellow Zinc Plated (YZP) & Solid Brass

### 1/8 IP Steel Yellow—Zinc Plated (YZP)

| Item No. | Length | Item No. | Length  | Item No. | Length  | Item No. | Length  |
|----------|--------|----------|---------|----------|---------|----------|---------|
| 90-5003  | 3/8"   | 90-5032  | 4"      | 90-5092  | 11 1/2" | 90-5152  | 19"     |
| 90-5004  | 1/2"   | 90-5036  | 4 1/2"  | 90-5096  | 12"     | 90-5156  | 19 1/2" |
| 90-5005  | 5/8"   | 90-5040  | 5"      | 90-5100  | 12 1/2" | 90-5160  | 20"     |
| 90-5006  | 3/4"   | 90-5044  | 5 1/2"  | 90-5104  | 13"     | 90-5168  | 21"     |
| 90-5007  | 7/8"   | 90-5048  | 6"      | 90-5108  | 13 1/2" | 90-5176  | 22"     |
| 90-5008  | 1"     | 90-5052  | 6 1/2"  | 90-5112  | 14"     | 90-5180  | 22 1/2" |
| 90-5010  | 1 1/4" | 90-5056  | 7"      | 90-5116  | 14 1/2" | 90-5184  | 23"     |
| 90-5012  | 1 1/2" | 90-5060  | 7 1/2"  | 90-5120  | 15"     | 90-5192  | 24"     |
| 90-5014  | 1 3/4" | 90-5064  | 8"      | 90-5124  | 15 1/2" | 90-2622  | 30"     |
| 90-5016  | 2"     | 90-5068  | 8 1/2"  | 90-5128  | 16"     | 90-5199  | 36"     |
| 90-5020  | 2 1/2" | 90-5072  | 9"      | 90-5132  | 16 1/2" | 90-5200  | 45"     |
| 90-5024  | 3"     | 90-5076  | 9 1/2"  | 90-5136  | 17"     | 90-5201  | 48"     |
| 90-5026  | 3 1/4" | 90-5080  | 10"     | 90-5140  | 17 1/2" | 90-5203  | 54"     |
| 90-5028  | 3 1/2" | 90-5084  | 10 1/2" | 90-5144  | 18"     | 90-2623  | 60"     |
| 90-5030  | 3 3/4" | 90-5088  | 11"     | 90-5148  | 18 1/2" |          |         |



1/8 IP  
Thread Size  
3/8" Wide

### 1/8 IP Solid Brass Nipples—Unfinished

| Item No. | Length | Item No. | Length | Item No. | Length | Item No. | Length |
|----------|--------|----------|--------|----------|--------|----------|--------|
| 90-2211  | 3/8"   | 90-1188  | 1 1/2" | 90-1192  | 3"     | 90-2137  | 5"     |
| 90-1182  | 1/2"   | 90-2133  | 1 5/8" | 90-1193  | 3 1/4" | 90-2138  | 5 1/2" |
| 90-1183  | 5/8"   | 90-2134  | 1 3/4" | 90-1194  | 3 1/2" | 90-2158  | 6"     |
| 90-1184  | 3/4"   | 90-1189  | 2"     | 90-2136  | 3 3/4" | 90-2234  | 36"    |
| 90-1185  | 1"     | 90-1190  | 2 1/4" | 90-1195  | 4"     |          |        |
| 90-1186  | 1 1/8" | 90-1191  | 2 1/2" | 90-1196  | 4 1/4" |          |        |
| 90-1187  | 1 1/4" | 90-2135  | 2 3/4" | 90-1197  | 4 1/2" |          |        |



1/8 IP  
Thread Size  
3/8" Wide

### 1/4 IP Solid Brass Nipples—Unfinished

| Item No. | Length | Item No. | Length | Item No. | Length | Item No. | Length |
|----------|--------|----------|--------|----------|--------|----------|--------|
| 90-2518  | 1/2"   | 90-2472  | 7/8"   | 90-2475  | 2"     | 90-2476  | 3 1/2" |
| 90-2519  | 5/8"   | 90-2473  | 1"     | 90-2407  | 2 1/2" |          |        |
| 90-2471  | 3/4"   | 90-2474  | 1 1/2" | 90-2385  | 3"     |          |        |



1/4 IP  
Thread Size  
1/2" Wide


### Thread Size Reference Guide

| 4-36  | 6-32 | 8-32  | 1/4-20 | 1/4-27 | 5/16-27 | 1/8 IPS | 1/4 IPS | 3/8 IPS |
|-------|------|-------|--------|--------|---------|---------|---------|---------|
|       |      |       |        |        |         |         |         |         |
| 3/32" | 1/8" | 5/32" | 1/4"   | 1/4"   | 5/16"   | 3/8"    | 1/2"    | 5/8"    |

## Cross Bars

### Assorted Cross Bars

#### Gem Bars 1/8 IP



**90-113 - Non-UL**  
3/4" x 3 7/8"



**90-1125 with Ground Screw** - 3/4" x 3 7/8"

#### Cross Bars 1/4 IP



**90-110**  
1" x 4 3/8"



**90-1126 with Ground Screw** - 1" x 4 3/8"  
**90-2477 with Ground Screw** - 1" x 4 3/8" (heavy duty)

#### Cross Bar 3/8 IP



**90-1065**  
1" x 4 3/8"

#### Adjustable Cross Bar—Non-UL



**90-179 Center Hole Slips 3/8 IP**  
Adjusts from 4 1/2" to 6 1/2"

#### Offset Cross Bars



**90-109**  
1" x 4 5/8"  
Screw Holes - 4 1/4" Center to Center



**90-112**  
1" x 4"  
Screw Holes - 2 3/4", 3 3/8" and 3 1/2"  
Center to Center  
Center Hole Slips 3/8 IP  
with Ground Screw

#### Double Cross Bars—Non-UL



**90-575**  
Screw Holes - 2 3/4" and 3 7/8"  
Center to Center



**90-1073**  
Screw Holes - 2 3/4" and 3 7/8"  
Center to Center with Ground Screw

#### Flat—Heavy Duty Crossbar - Non-UL

**80-2146**  
1/8 IP Center Hole Only  
No Screw Holes  
1" x 6"




# Lamp Parts

## Universal Crossbars & Lamp Parts


HARDWARE & LAMP PARTS

### Round Universal Crossbar—Flat Sides



**90-1784**  
4" L x 3 1/2" Dia.  
Screw Holes 2 3/4" x 3 1/2"  
Center to Center

### Universal Crossbar



**90-111**  
4" L x 3" Dia.  
Screw Holes 2 3/4" x 3 1/2"  
Center to Center  
**90-2478** with Grounded Screw

### Round Universal Crossbar—Non-UL



**90-1650**  
4" Round  
Screw Holes 2 3/4" x 3 1/2"  
Center to Center  
**90-1785** with Ground Screw

### 5/8" Small Ceiling Hickey w/Screw Hole - 8/32



**90-5310** 1/8 IP x 1/8 IP

### 1" Ceiling Hickey (No Hole & 8/32 Tapped Hole)



- |                |                 |             |
|----------------|-----------------|-------------|
| <b>90-114</b>  | 1/8 IP x 1/4 IP | No Hole     |
| <b>90-115</b>  | 1/8 IP x 1/8 IP | No Hole     |
| <b>90-178</b>  | 1/8 IP x 3/8 IP | No Hole     |
| <b>90-1705</b> | 1/4 IP x 1/4 IP | Tapped Hole |
| <b>90-175</b>  | 1/4 IP x 3/8 IP | Tapped Hole |
| <b>90-589</b>  | 3/8 IP x 3/8 IP | No Hole     |
| <b>90-612</b>  | 1/2 IP x 1/2 IP | No Hole     |

### 1" Malleable Iron Hickey



- |                |                 |
|----------------|-----------------|
| <b>90-1127</b> | 1/8 IP x 1/8 IP |
| <b>90-1128</b> | 1/8 IP x 1/4 IP |
| <b>90-1217</b> | 1/8 IP x 3/8 IP |
| <b>90-1565</b> | 1/4 IP x 1/4 IP |
| <b>90-1129</b> | 1/4 IP x 3/8 IP |
| <b>90-598</b>  | 3/8 IP x 3/8 IP |
| <b>90-613</b>  | 1/2 IP x 1/2 IP |

### 1" Small Ceiling Hickey w/Screw Hole - 8/32



**80-2015** 1/8 IP x 1/8 IP

### Ceiling Extension



**90-165** 1"  
**90-593** 1 3/8"  
3/8 IP Male x 3/8 IP Female

### Crowfoot



**90-1130** 3/8 IP Male

## Locknuts & Washers

Steel Unfinished, Brass Plated, Zinc Plated

### Locknuts, Pal Nuts and Toothwashers

#### Steel Locknuts - 1/8 IP



9/16" Hex., 1/8" Thick  
**90-001** Unfinished  
**90-1036** Brass Plated  
**90-1037** Zinc Plated



9/16" Hex., 3/16" Thick  
**90-034** Unfinished  
**90-033** Brass Plated  
**90-1035** Zinc Plated



1/2" Hex., 1/8" Thick  
**90-187** Unfinished  
**90-1066** Brass Plated  
**90-1636** Zinc Plated



1/2" Hex., 3/16" Thick  
**90-1648** Unfinished  
**90-1646** Brass Plated  
**90-1649** Zinc Plated

#### Steel Locknuts - 1/4 IP



11/16" Hex., 1/8" Thick  
**90-1038** Unfinished  
**90-591** Brass Plated  
**90-171** Zinc Plated



3/4" Hex., 1/4" Thick  
**90-1702** Unfinished  
**90-1703** Brass Plated  
**90-1704** Zinc Plated



7/8" Dia., 1/8" Thick  
**90-002** Zinc Plated



1" Dia., 1/8" Thick  
**90-1424** Zinc Plated  
 Steel Square Locknut

#### Steel Locknuts



**90-015**  
 6/32  
 Zinc Plated



**90-017**  
 8/32  
 Zinc Plated



**90-018**  
 1/4-20  
 Zinc Plated



**90-019** Unfinished



**90-594** Brass Plated

#### Steel Pal Nuts 1/8 IP

#### Toothwashers 1/8 IP Slip



**90-390**  
 Unfinished



**90-392**  
 Brass Plated



**90-592**  
 Zinc Plated



**90-1874**  
 Nickel

#### External Toothwasher 1/8 IP Slip



**90-1875**  
 Nickel

#### Toothwasher 8/32 Slip



**90-1578**  
 Zinc Plated

#### Toothwashers 1/4 IP Slip



**90-1804**  
 Zinc Plated



**90-1579**  
 Unfinished



**90-1580**  
 Brass Plated

#### Toothwasher 3/8 IP Slip



**90-1698**  
 Zinc Plated



# Brass Locknuts

Brass Unfinished, Nickel Plated, Burnished & Lacquered

## Brass Round Knurled Locknuts 9/16" Diameter 1/8 IP - 3/32" Thick



**90-003**  
Burnished & Lacquered



**90-1042**  
Nickel Plated



**90-1699**  
Unfinished

## Brass Round Knurled Locknuts 3/4" Diameter 1/8 IP - 3/32" Thick



**90-004**  
Burnished & Lacquered



**90-1577**  
Nickel Plated



**90-1623**  
Unfinished

## Brass Hexagon Locknuts 1/8 IP



**90-172** Unfinished  
1/2" Hex., 1/8" Thick



**90-1385** Nickel Plated  
1/2" Hex., 1/8" Thick



**90-1700** Unfinished  
1/2" Hex., 3/16" Thick

## Brass Round Beaded Locknut 1/8 IP & 1/4 IP



**90-1634** 1/8 IP Unfinished  
9/16" Dia., 5/32" Thick  
**80-2227** 1/4 IP Unfinished  
9/16" Dia., 11/64" Thick



**90-1621** Unfinished  
3/4" Dia., 1/8" Thick  
**90-1858** Nickel  
3/4" Dia., 1/8" Thick



**90-016**  
Burnished & Lacquered

## Brass Hexagon Locknut 1/4 IP



**90-1701** Unfinished  
11/16" Hex., 3/16" Thick

## Brass Round Knurled Locknut 1/4 IP



**90-014** Burnished &  
Lacquered  
3/4" Dia., 1/8" Thick

## Brass Round Knurled Locknut 1/8 IP



**90-1601** Unfinished  
1" Dia., 1/8" Thick

## Check Rings

Steel Unfinished, Brass Plated, Nickel Plated

1/8 IP = 7/16" Dia.  
1/4 IP = 9/16" Dia.

### Curled Edge 1/8 IP Slip



Steel Check Ring  
Curled Edge  
1/8 IP Slip - Brass Plated

|         |        |         |        |
|---------|--------|---------|--------|
| 90-2049 | 1/2"   | 90-333  | 1 1/4" |
| 90-379  | 5/8"   | 90-2061 | 1 3/8" |
| 90-359  | 3/4"   | 90-364  | 1 1/2" |
| 90-360  | 7/8"   | 90-350  | 1 3/4" |
| 90-362  | 1"     | 90-351  | 2"     |
| 90-363  | 1 1/8" |         |        |



Steel Check Ring  
Curled Edge  
1/8 IP Slip - Nickel Plated

|         |        |         |        |
|---------|--------|---------|--------|
| 90-1661 | 1/2"   | 90-1095 | 1 1/4" |
| 90-2051 | 5/8"   | 90-1806 | 1 3/8" |
| 90-381  | 3/4"   | 90-1096 | 1 1/2" |
| 90-383  | 7/8"   | 90-1644 | 1 3/4" |
| 90-361  | 1"     | 90-1790 | 2"     |
| 90-1710 | 1 1/8" |         |        |



Steel Check Ring  
Curled Edge  
1/8 IP Slip - Unfinished

|         |        |         |        |
|---------|--------|---------|--------|
| 90-2050 | 1/2"   | 90-2059 | 1 1/4" |
| 90-2052 | 5/8"   | 90-2062 | 1 3/8" |
| 90-2053 | 3/4"   | 90-2063 | 1 1/2" |
| 90-2055 | 7/8"   | 90-2074 | 1 3/4" |
| 90-2056 | 1"     | 90-2076 | 2"     |
| 90-2058 | 1 1/8" |         |        |



Aluminum Check Ring  
1/8 IP Slip - Unfinished

90-2262 1"



Beaded Steel  
Check Ring  
1/8 IP Slip

|        |                      |
|--------|----------------------|
| 90-388 | 1 1/8" Brass Plated  |
| 90-389 | 1 1/8" Nickel Plated |



Steel Check Ring  
Curled Edge  
1/8 IP Slip - Vacuum Brass

|        |        |
|--------|--------|
| 90-176 | 1"     |
| 90-177 | 1 1/4" |



Steel Check Ring,  
Curled Edge  
1/8 IP Slip - Antique Brass

|         |      |         |        |         |        |
|---------|------|---------|--------|---------|--------|
| 90-1838 | 1/2" | 90-1789 | 7/8"   | 90-2182 | 1 1/4" |
| 90-1788 | 5/8" | 90-1766 | 1"     | 90-1763 | 1 1/2" |
| 90-1765 | 3/4" | 80-2179 | 1 1/8" | 90-1839 | 2"     |

### Straight Edge 1/8 IP Slip



Steel Check Ring  
Straight Edge  
1/8 IP Slip - Antique Brass

80-2319 2 3/4"



Steel Check Ring  
Straight Edge  
1/8 IP Slip - Brass Plated

|        |        |         |        |
|--------|--------|---------|--------|
| 90-353 | 1 1/4" | 90-357  | 2"     |
| 90-354 | 1 1/2" | 90-1772 | 3"     |
| 90-355 | 1 5/8" | 90-1641 | 3 1/4" |
| 90-356 | 1 3/4" |         |        |



Steel Check Ring,  
Straight Edge  
1/8 IP Slip - Unfinished

|         |        |         |        |         |        |
|---------|--------|---------|--------|---------|--------|
| 90-2064 | 1 5/8" | 90-2070 | 2 1/2" | 80-1204 | 3 3/4" |
| 90-2066 | 1 7/8" | 90-1640 | 2 3/4" | 80-1282 | 4"     |
| 90-2067 | 2"     | 90-1654 | 3"     | 80-1205 | 4 1/4" |
| 90-2068 | 2 1/8" | 90-2072 | 3 1/4" |         |        |
| 90-2069 | 2 1/4" | 90-2073 | 3 1/2" |         |        |

### Curled Edge 1/4 IP Slip



Steel Check Ring  
Curled Edge  
1/4 IP Slip - Brass Plated

|        |        |         |        |
|--------|--------|---------|--------|
| 90-358 | 3/4"   | 90-2091 | 1 1/2" |
| 90-472 | 1"     | 90-2075 | 1 3/4" |
| 90-473 | 1 1/4" | 90-1656 | 2"     |



Steel Check Ring  
Curled Edge & Straight Edge  
1/4 IP Slip - Unfinished

|         |        |         |                   |
|---------|--------|---------|-------------------|
| 90-2054 | 3/4"   | 90-2090 | 1 1/2"            |
| 90-2057 | 1"     | 90-2065 | 1 3/4" - Straight |
| 90-1655 | 1 1/8" | 90-2077 | 2"                |
| 90-2060 | 1 1/4" | 90-2071 | 3" - Straight     |



Steel Check Ring  
Curled edge  
1/4 IP Slip - Nickel Plated

|         |      |         |        |
|---------|------|---------|--------|
| 90-1888 | 3/4" | 90-1833 | 1 1/4" |
| 90-1752 | 7/8" | 90-1834 | 1 1/2" |
| 90-1832 | 1"   | 90-1835 | 2"     |

# Brass Check Rings

Brass Unfinished, Nickel Plated, Burnished & Lacquered

## Curled Edge 1/8 IP Slip Turned Brass Check Rings - Plated



Turned Brass Check Ring  
1/8 IP Slip  
Burnished & Lacquered

|                |      |                |        |
|----------------|------|----------------|--------|
| <b>90-2139</b> | 1/2" | <b>90-1091</b> | 1 1/4" |
| <b>90-2140</b> | 5/8" | <b>90-1092</b> | 1 1/2" |
| <b>90-2141</b> | 3/4" | <b>90-2146</b> | 1 3/4" |
| <b>90-2142</b> | 7/8" | <b>90-1094</b> | 2"     |
| <b>90-1090</b> | 1"   |                |        |



Turned Brass Check Ring  
1/8 IP Slip  
Nickel Plated

|                |        |
|----------------|--------|
| <b>90-1093</b> | 1"     |
| <b>90-1088</b> | 1 1/4" |
| <b>90-1089</b> | 1 1/2" |



Turned Brass Check Ring  
1/4 IP Slip  
Burnished & Lacquered

|                |        |
|----------------|--------|
| <b>90-2147</b> | 3/4"   |
| <b>90-2148</b> | 7/8"   |
| <b>90-2149</b> | 1"     |
| <b>90-2150</b> | 1 1/2" |

## Turned Brass Check Rings—Unfinished



Turned Brass Check Ring  
1/8 IP Slip - Unfinished

|                |        |                |        |
|----------------|--------|----------------|--------|
| <b>90-1608</b> | 1/2"   | <b>90-1603</b> | 1 3/8" |
| <b>90-1594</b> | 5/8"   | <b>90-1599</b> | 1 1/2" |
| <b>90-1595</b> | 3/4"   | <b>90-1604</b> | 1 5/8" |
| <b>90-1596</b> | 7/8"   | <b>90-1605</b> | 1 3/4" |
| <b>90-1597</b> | 1"     | <b>90-1606</b> | 1 7/8" |
| <b>90-1602</b> | 1 1/8" | <b>90-1607</b> | 2"     |
| <b>90-1598</b> | 1 1/4" |                |        |



Turned Brass Check Ring  
1/4 IP Slip - Unfinished

|                |        |                |        |
|----------------|--------|----------------|--------|
| <b>90-1609</b> | 5/8"   | <b>90-1615</b> | 1 3/8" |
| <b>90-1610</b> | 3/4"   | <b>90-1616</b> | 1 1/2" |
| <b>90-1611</b> | 7/8"   | <b>90-1617</b> | 1 5/8" |
| <b>90-1612</b> | 1"     | <b>90-1618</b> | 1 3/4" |
| <b>90-1613</b> | 1 1/8" | <b>90-1619</b> | 1 7/8" |
| <b>90-1614</b> | 1 1/4" | <b>90-1620</b> | 2"     |

## Turned Brass Double Check Ring



1/8 IP Slip  
Burnished & Lacquered

|                |      |
|----------------|------|
| <b>90-2151</b> | 3/4" |
| <b>90-2152</b> | 1"   |

## Knurled Solid Brass Check Ring



1/8 IP Tapped

|                |        |
|----------------|--------|
| <b>90-2438</b> | 3/4"   |
| <b>90-2439</b> | 7/8"   |
| <b>90-2440</b> | 1"     |
| <b>90-2441</b> | 1 1/4" |



(Side View)

## Solid Brass Square Check Ring



1/8 IP Slip

|                |               |
|----------------|---------------|
| <b>90-2318</b> | 3/4" Polished |
| <b>90-2319</b> | 1" Polished   |

## Washers & Steel Pipe

Assorted Steel, Felt, Rubber, Plastic

### Steel Washers



Steel Washer  
1/8 IP Slip - 18 Gauge  
Unfinished

|         |        |         |        |
|---------|--------|---------|--------|
| 90-1652 | 7/8"   | 90-992  | 2"     |
| 90-985  | 1"     | 90-1218 | 2 1/2" |
| 90-987  | 1 1/8" | 90-995  | 3"     |
| 90-988  | 1 1/4" | 90-1830 | 3 1/2" |
| 90-989  | 1 1/2" |         |        |
| 90-991  | 1 3/4" |         |        |



Steel Washer  
1/4 IP Slip - 18 Gauge  
Unfinished

|         |        |         |        |
|---------|--------|---------|--------|
| 90-986  | 1"     | 90-1149 | 2 1/2" |
| 90-1298 | 1 1/4" | 90-996  | 3"     |
| 90-990  | 1 1/2" | 90-1831 | 4"     |
| 90-1653 | 1 3/4" |         |        |
| 90-993  | 2"     |         |        |
| 90-1660 | 2 1/4" |         |        |



Light Steel  
Washer  
1/8 IP Slip - 24 Gauge

|                     |                      |
|---------------------|----------------------|
| <b>Brass Plated</b> | <b>Nickel Plated</b> |
| 90-1020 5/8"        | 90-2634 3/4"         |
| 90-384 3/4"         | 90-2635 1"           |
| 90-385 1"           |                      |



Reducing  
Washer  
Brass Plated

90-365  
9/16" x 7/16"

### Felt, Rubber & Plastic Washers



Felt Washer  
1/8 IP Slip - White

|         |      |         |        |
|---------|------|---------|--------|
| 90-1175 | 5/8" | 90-1179 | 1 1/4" |
| 90-1176 | 3/4" | 90-1180 | 1 1/2" |
| 90-1177 | 7/8" | 90-1181 | 2"     |
| 90-1178 | 1"   |         |        |



Rubber Washer  
1/8 IP Slip - White

|        |      |        |        |
|--------|------|--------|--------|
| 90-386 | 1/2" | 90-154 | 1 1/4" |
| 90-152 | 3/4" | 90-155 | 1 1/2" |
| 90-153 | 7/8" | 90-156 | 2"     |
| 90-387 | 1"   |        |        |



Rubber Washer  
1/8 IP Slip - Black

|         |        |         |        |
|---------|--------|---------|--------|
| 90-1166 | 1/2"   | 90-1169 | 1 1/2" |
| 90-1167 | 3/4"   | 90-1170 | 2"     |
| 90-1168 | 1"     |         |        |
| 90-1174 | 1 1/4" |         |        |



Plastic Crystal Washer  
1-1/4" Dia., w/Lip - 1/8 IP Slip

90-1429

### Steel Pipe—1/8 IP 3/4" x 3/4" Threaded On Both Ends



Brass Plated




Nickel Plated



Raw Steel

| Brass Plated | Nickel Plated | Raw Steel   |
|--------------|---------------|-------------|
| 90-276 4"    | 90-2501 4"    | 90-2507 4"  |
| 90-277 6"    | 90-2502 6"    | 90-2508 6"  |
| 90-278 8"    | 90-2503 8"    | 90-2509 8"  |
| 90-267 10"   | 90-2504 10"   | 90-2510 10" |
| 90-268 12"   | 90-2505 12"   | 90-2511 12" |
| 90-269 14"   | 90-2506 14"   | 90-2512 14" |

### Adjustable Figurine



90-273  
10" - 15" 1/8 IP  
Threaded Ends  
Brass Plated

# Loops

## Die Cast Assorted Finishes

10 lbs.  
MAX

### 1" Male Loops—1/8 IP w/Wireway

|   |   |   |   |   |   |   |   |
|---|---|---|---|---|---|---|---|
|  |  |  |  |  |  |  |  |
| <b>90-1877</b><br>Brushed Nickel  | <b>90-200</b><br>Brass Plated   | <b>90-202</b><br>Antique Brass  | <b>90-204</b><br>Glossy Black   | <b>90-721</b><br>White  | <b>90-212</b><br>Chrome   | <b>90-206</b><br>Antique Copper   | <b>90-1878</b><br>Old Bronze  |

10 lbs.  
MAX

### 1" Female Loops—1/8 IP w/Wireway

|   |   |   |   |  |   |   |
|---|---|---|---|--|---|---|
|  |  |  |  |  |  |  |
| <b>90-201</b><br>Brass Plated   | <b>90-203</b><br>Antique Brass  | <b>90-205</b><br>Glossy Black   | <b>90-720</b><br>White  | <b>90-714</b><br>Chrome  | <b>90-2514</b><br>Brushed Nickel  | <b>90-1885</b><br>Old Bronze  |

10 lbs.  
MAX

### 1-1/2" Female Loops—1/8 IP w/Wireway





|   |   |   |   |   |  |
|---|---|---|---|---|--|
|  |  |  |  |  |  |
| <b>90-1896</b><br>White   | <b>90-2515</b><br>Brushed Nickel  | <b>90-249</b><br>Brass Plated   | <b>90-254</b><br>Antique Brass  | <b>90-599</b><br>Chrome   | <b>90-1857</b><br>Glossy Black   |

### 3/4" Loops 1/8 IP w/Wireway

|   |   |
|---|---|
|  |  |
| <b>90-957</b><br>1/8 IP Male<br>Brass Plated  | <b>90-958</b><br>1/8 IP Female<br>Brass Plated  |

### 2" Die Cast Fixture Loops—1/8 IP w/Wireway

20 lbs.  
MAX

|   |   |  |   |
|---|---|--|---|
|  |  |          |    |
| <b>90-1776</b><br>1 Notch<br>Hang Straight<br>Brass Plated                          | <b>90-253</b> Brass Plated<br><b>90-340</b> Antique Brass<br><b>90-341</b> Chrome   | <b>90-263</b> Brass Plated<br><b>90-1726</b> Antique Brass<br><b>90-1727</b> Polished Chrome | <b>Hang Straight Loop</b><br><b>90-1728</b> Polished Brass Plated<br><b>90-1729</b> Antique Brass<br><b>90-1730</b> Polished Chrome |

## Die Cast Loops Assorted Finishes

25 lbs.  
MAX

### 1/8 IP Screw Collar Loops with Ring

1/8 IP



90-2342  
Brass Plated



90-2344  
Antique Brass



90-2343  
Chrome



90-2422  
White



90-2421  
Glossy Black



80-2287  
Unfinished



80-2310  
Brushed  
Nickel

### 1/4 IP Screw Collar Loops with Ring

1/4 IP



90-2595  
Unfinished



90-2494  
Brushed Nickel



90-2495  
Old Bronze



90-335  
Brass Plated



90-1848  
Brushed Pewter



90-336  
Antique Brass



90-337  
Chrome



90-338  
White



90-339  
Glossy Black



90-2614  
Flat Black

### 3/8 IP Screw Collar Loops with Ring

3/8 IP



90-1164  
Brass Plated



90-2352  
Antique Brass



90-2351  
Chrome



# Cast Solid Brass Loops

Assorted Finishes

## 1/8 IP Cast Brass Screw Collar Loops with Ring



**90-2295**  
Polished & Lacquered



**90-2301**  
Polished Chrome



**90-2294**  
Unfinished

**1/8 IP**  
Fits 1" Canopy Hole  
Ring Diameter 1 1/8"  
Height 1 3/4"

## 1/4 IP Cast Brass Screw Collar Loops with Ring



**90-1572**  
Polished & Lacquered



**90-2300**  
Polished Chrome



**90-1571**  
Unfinished



**90-2613**  
Nickel

**1/4 IP**  
Fits 1" Canopy Hole  
Ring Diameter 1 1/8"  
Height 1 3/4"

## 3/8 IP Cast Brass Screw Collar Loops with Ring



**90-2297**  
Polished & Lacquered



**90-2302**  
Polished Chrome



**90-2296**  
Unfinished

**3/8 IP**  
Fits 1" Canopy Hole  
Ring Diameter 1 1/8"  
Height 1 3/4"

## 1/4 IP Heavy Duty Cast Brass Screw Collar Loops with Ring



**90-2299**  
Polished & Lacquered



**90-2303**  
Polished Chrome



**90-2298**  
Unfinished

**1/4 IP**  
Fits 1 1/4" Canopy Hole  
Ring Diameter 1 5/8"  
Height 2 1/4"

## Lighting Hardware

### Cap Nuts—8/32



**90-208**  
Brass Plated



**90-209**  
Antique Brass



**90-210**  
Black



**90-710**  
Chrome



**90-1836**  
White



**90-1842**  
Bronze



**90-1873**  
Brushed  
Nickel

### Brass Balls—8/32



**90-666**  
Brass - 3/8" Dia.  
Burnished & Lacquered  
See page 179  
Additional Sizes & Finishes



**90-711**  
Knurled - 3/8" Dia.  
Burnished & Lacquered



**90-955**  
Knurled - 3/8" Dia.  
Burnished & Lacquered



**90-1837**  
Knurled - 3/8" Dia.  
Nickel

### Brass Knobs—8/32

### Brass Pear Knobs—8/32



**90-652**  
Brass  
Burnished & Lacquered



**90-651**  
Antique Brass



**90-653**  
Nickel



**90-1843**  
Bronze



**90-1876**  
Brushed  
Nickel

### Brass Lock-Up Caps—1/8 IP - 9/16" Dia. x 1/4" H



**90-169**  
Brass  
Burnished & Lacquered



**90-640**  
Nickel



**90-168**  
Antique Brass



**90-1809**  
Black



**90-551**  
Brass  
Burnished & Lacquered

### Plastic Lock-Up Caps—1/8 IP



**90-167**  
White 3/4" Dia.



**90-822**  
White 1" Dia.



**90-159**  
Brass Finish 1" Dia.














**90-245**  
White w/Pull Chain Hole 1" Dia.




# Screws

## Brass/Steel Assorted Finishes

### Steel Round Head Slotted Machine Screws—8/32 - Plated Finishes

|   |   |   |   |   |   |   |  |   |   |   |
|---|---|---|---|---|---|---|--|---|---|---|
|  |  |  |  |  |  |  |  |  |  |  |
| <b>90-722</b><br>1/2"<br>Brass<br>Plated  | <b>90-2544</b><br>1/2"<br>Nickel<br>Plated  | <b>90-797</b><br>3/8"<br>Green<br>Ground<br>(combo head)                          | <b>90-027</b><br>1"<br>Brass<br>Plated  | <b>90-026</b><br>1"<br>Nickel<br>Plated   | <b>90-1773</b><br>1 1/4"<br>Zinc<br>Plated  | <b>90-028</b><br>1 1/2"<br>Brass<br>Plated  | <b>90-1774</b><br>1 1/2"<br>Nickel<br>Plated                                       | <b>90-030</b><br>2"<br>Brass<br>Plated  | <b>90-029</b><br>2"<br>Nickel<br>Plated   | <b>90-1032</b><br>3"<br>Nickel<br>Plated  |

### Steel Knurled Head Thumb Screws—8/32

|   |   |   |   |   |  |  |  |  |
|---|---|---|---|---|--|--|--|--|
|  |  |  |  |  |  |  |  |  |
| <b>90-1778</b><br>1/2"<br>White   | <b>90-022</b><br>1/2"<br>Brass<br>Plated  | <b>90-023</b><br>1/2"<br>Nickel<br>Plated   | <b>90-024</b><br>1/2"<br>Antique<br>Brass   | <b>90-025</b><br>1/2"<br>Black  | <b>90-059</b><br>3/4"<br>Brass<br>Plated   | <b>90-060</b><br>3/4"<br>Antique<br>Brass  | <b>90-031</b><br>1"<br>Brass<br>Plated   | <b>90-032</b><br>1"<br>Nickel<br>Plated  |



### Steel Knurled Head Thumb Screws—6/32

|   |   |   |
|---|---|---|
|  |  |  |
| <b>90-1154</b><br>1/2"<br>Brass<br>Plated   | <b>90-1156</b><br>1/2"<br>Nickel<br>Plated  | <b>90-1155</b><br>1/2"<br>Antique<br>Brass  |


### Steel Switchplate Screws—6/32

|   |   |  |
|---|---|--|
|  |  |  |
| <b>90-538</b><br>1/2"<br>Brass<br>Plated  | <b>90-535</b><br>1/2"<br>Antique<br>Brass   | <b>90-536</b><br>1/2"<br>Black   |



### Plastic Switchplate Screws—6/32

|   |   |
|---|---|
|  |  |
| <b>90-537</b><br>1/2"<br>White<br>Plastic   | <b>90-539</b><br>1/2"<br>Ivory<br>Plastic   |

### Solid Brass Thumb Screws Burnished & Lacquered—8/32 Ball Head

|   |   |   |   |
|---|---|---|---|
|  |  |  |  |
| <b>90-035</b><br>3/8"   | <b>90-036</b><br>1/2"   | <b>90-037</b><br>5/8"   | <b>90-038</b><br>3/4"   |

### Chrome & Brass—8/32 Flat Head

|  |   |   |
|--|---|---|
|  |  |  |
| <b>80-2180</b><br>3/8"<br>Chrome<br>Finish   | <b>90-744</b><br>3/8"<br>Brass<br>Finish  | <b>90-635</b><br>1/4"<br>Brass<br>Finish  |

## Lighting Hardware

### Nozzles, Nipples, Knobs & Bushings

#### Steel Hexagon Head Nipples - Brass Plated 1/8 IP—Measured Thread Size



**90-636**  
1/4" x 3/8"  
Overall



**90-637**  
3/8" x 1/2"  
Overall



**90-638**  
1/2" x 5/8"  
Overall



**90-639**  
5/8" x 3/4"  
Overall

#### Acorn Knobs—1/8 IP Brass Burnished & Lacquered



**90-668**  
Knurled



**90-667**  
Hex

#### Brass Knobs—1/8 IP Brass Burnished & Lacquered



**90-626**  
Brass



**90-625**  
Brass

#### Brass Beaded Nozzles Brass Burnished & Lacquered



**90-642**  
1/8 F x 1/8 M



**90-643**  
1/4 F x 1/8 M

#### Brass Bushing Unfinished



**90-207**  
1/8 F x 3/8 F

#### Brass Closed Gas Cap Burnished & Lacquered



**90-702**  
3/8 IP



**90-1308**  
3/8 IP x 1/8 IP

#### Brass Reducing Bushings - Unfinished



**90-761**  
1/8 M x 8/32 F  
with shoulder



**90-762**  
1/8 M x 1/4-27 F  
with shoulder



**90-963**  
1/4 M x 1/8 F  
with shoulder



**90-764**  
3/8 M x 1/8 F  
with shoulder



**90-765**  
3/8 M x 1/4 F  
with shoulder



**90-644**  
1/8 M x 8/32 F



**90-645**  
1/8 M x 1/4-27 F



**90-646**  
1/4 M x 1/8 F

# Brass Couplings & Balls

Brass Unfinished, Nickel Plated, Burnished & Lacquered

## Brass Couplings



**90-162**  
1/2" Long - 1/8 IP  
Burnished & Lacquered



**90-332**  
1/2" Long - 1/8 IP  
Burnished & Lacquered



**90-1059**  
1/2" Long - 1/8 IP  
Nickel Plated



**90-241**  
1/2" Long - 1/4 IP  
Burnished & Lacquered



**90-623**  
1/2" Long - 1/4 F x 1/8 F  
Burnished & Lacquered



**90-634**  
1/2" Long - 1/4 F x 1/8 Slip  
8/32 Hole  
Burnished & Lacquered



**90-614**  
7/8" Long - 3/8 IP  
Burnished & Lacquered

## Brass Couplings - Unfinished



**90-1622** 5/8"  
**90-1600** 7/8"  
1/8 IP



**90-2153** 1/2" Long  
**90-2154** 3/4" Long  
Hexagon Head  
Coupling - 1/8 IP



**90-2155**  
5/8" Long  
5/8" Diameter  
1/8 IP



**90-2156**  
5/8" Long  
5/8" Diameter  
1/4 IP



**90-2157**  
5/8" Long  
5/8" Diameter  
1/8 F x 1/4 F

## Brass Balls - Unfinished & Nickel Finish 8/32 & 1/8 IP Tap



### 8/32 Tap

- 90-1624** 3/8" Unfinished
- 90-1810** 3/8" Nickel
- 90-1625** 1/2" Unfinished

### 1/8 IP Tap

- 90-1626** 1/2" Unfinished
- 80-2292** 1/2" Nickel
- 90-1627** 5/8" Unfinished
- 90-1628** 3/4" Unfinished
- 90-1629** 1" Unfinished
- 90-1631** 1 1/4" Unfinished
- 90-1630** 1 1/2" Unfinished
- 90-1632** 1 3/4" Unfinished
- 90-1633** 2" Unfinished

## Brass Half Balls - Unfinished 8/32 & 1/8 IP Tap



### 8/32 Tap

- 90-2095** 1/2"

### 1/8 IP Tap

- 90-2096** 5/8"
- 90-2097** 3/4"
- 90-2098** 1"
- 90-2099** 1 1/4"
- 90-2100** 1 1/2"

## Brass Necks & Spindles

Brass Unfinished, Burnished & Lacquered

### Solid Brass Necks & Spindles—Burnished & Lacquered



**90-095**  
15/16" x 5/8"  
1/8 Slip



**90-096**  
1 1/16" x 1-1/2"  
1/8 Slip



**90-097**  
7/8" x 2"  
1/8 Slip



**90-098**  
3/4" x 3"  
1/8 Slip



**90-163**  
13/16" x 7/8"  
1/8 Slip



**90-174**  
13/16" x 7/8"  
1/8 IP Tapped

### Solid Brass Necks & Spindles—Unfinished



**90-2171**  
5/8" x 2 11/16"  
1/8 IP Tapped



**90-2170**  
3/4" x 4 1/8"  
1/8 IP Tapped



**90-2168**  
7/8" x 1 1/4"  
1/8 IP Tapped



**90-2169**  
7/8" x 1 1/4"  
1/8 IP Slip



**90-2163**  
15/16" x 5/8"  
1/8 IP Tapped



**90-2165**  
1 1/4" x 9/16"  
1/8 IP Tapped



**90-2164**  
1 1/4" x 3/4"  
1/8 IP Tapped



**90-2166**  
7/8" x 13/16"  
1/8 IP Tapped



**90-2167**  
7/8" x 13/16"  
1/8 IP Slip

# Solid Brass Swivels

Brass Unfinished, Nickel Plated

## Solid Brass Swivels

50 lbs.  
MAX



**90-2332**  
Knurled Swivel  
1/8 M x 1/8 F  
1 3/16" Height  
Unfinished



**90-2331**  
Hang Straight Swivel w/Stop  
1/8 M x 1/8 F  
1 1/2" Height  
Unfinished



**90-2330**  
Modern Swivel  
1/8 M x 1/8 F  
1 5/16" Height  
Unfinished



**90-2333**  
Modern Long Swivel  
1/8 M x 1/8 F  
1 1/2" Height  
Unfinished



**90-2329**  
Stop Swivel  
1/8 M x 1/4 F  
1 5/8" Height  
Unfinished

44 lbs.  
MAX



**90-2334**  
Side Swivel  
1/8 M x 1/8 F  
1 3/4" Height  
Unfinished

77 lbs.  
MAX



**90-2335**  
Heavy Duty Swivel  
1/8 M x 1/8 F  
1 3/4" Height  
Unfinished

88 lbs.  
MAX



**90-2593**  
Large Hang Straight Swivel  
1/4 F Top - 1/8 F Bottom  
Ring Nut to Seat 1 1/16"  
1 1/2" Height  
Unfinished



**90-2336**  
Large Hang Straight Swivel  
1/4 F Top & Bottom  
Ring Nut to Seat 1 1/16"  
1 1/2" Height  
Unfinished



**90-2337**  
Large Hang Straight Swivel  
1/4 F Top & Bottom  
Ring Nut to Seat 1 1/16"  
1 1/2" Height  
Barrel Nickel Finish

## Armbacs, Elbows & Cluster Body

Brass Unfinished

### Brass Ball Armbacs—Unfinished



**90-2172**  
5/8" x 3/4"  
1/8 IP x 1/8 IP



**90-2173**  
3/4" x 1 1/16"  
1/8 IP x 1/8 IP



**90-2174**  
7/8" x 1 1/16"  
1/8 IP



**90-2175**  
7/8" x 1 1/16"  
1/8 IP x 1/8 IP



**90-2176**  
7/8" x 1 1/16"  
1/4 IP x 1/8 IP



**90-2177**  
7/8" x 1 1/16"  
1/4 IP x 1/4 IP

### Brass Ball 45° & 90°—Unfinished



**80-2160**  
45° Small Angle Nozzle  
1/8 IP F x 1/8 IP M



**80-2214**  
90° Small Angle Nozzle  
1/8 IP F x 1/8 IP M

### Brass Armbacs—Unfinished



**90-2180**  
5/8" x 13/16"  
1/8 IP x 1/8 IP x 1/8 IP  
w/ 3 Holes



**90-2373**  
5/8" x 13/16"  
1/8 IP x 1/8 IP x 1/8 IP x 1/8 P  
w/ 4 Holes

### Brass Large Elbows—Unfinished



**90-2178**  
1 1/8" x 1 3/16"  
1/4 IP x 1/4 IP



**90-2179**  
1 1/8" x 1 3/16"  
3/8 IP x 3/8 IP

### Cluster Body—Unfinished (1/8 IP Top & Bottom)



**80-2485**  
2 Light  
1 1/8" H x 1 1/8" Dia.  
Tapped with Two 1/8 IP Holes



**80-2486**  
3 Light  
1 1/8" H x 1 1/8" Dia.  
Tapped With Three 1/8 IP Holes



10 lbs.  
MAX

## Swag Hook Kits

### Die Cast Assorted Finishes

#### Die Cast Swag Hook Kits

- 90-450 Brass Plated
- 90-451 Antique Brass
- 90-452 Black
- 90-453 Antique Copper
- 90-456 Chrome
- 90-770 White

Shown: Brass finish.  
Kits contain 2 hooks  
and hardware (shown)  
Packing: Poly Bagged



#### Die Cast Revolving Swivel Hooks

- 90-815 Brass Plated
- 90-816 Antique Brass
- 90-817 Black


Shown: Black finish.  
Kits contain 1 hooks  
and hardware (shown)  
Packing: Poly Bagged



#### Die Cast Large Swag Hooks

- 90-440 Brass Plated
- 90-441 Antique Brass
- 90-442 Black

Shown: Antique Brass finish.  
Kits contain 1 hooks  
and hardware (shown)  
Packing: Poly Bagged



#### Drop Ceiling Hook Set



90-846 White

Contain 2 sets per bag, No hardware needed  
Packing: Poly Bagged

#### Drop Ceiling T-Bar Track Clips



TP185

To Attach Track Lighting to Drop Ceilings,  
4 Pieces per bag  
Packing: Poly Bagged

NOTE: Compatible steel locknut is item #90-018

## Spacers & Candle Cups

Steel / Brass Assorted Finishes

### Steel Spacers



7/16" Hole - 1" Height  
7/8" Diameter - 1" Base Diameter  
**90-2277** Brass Plated  
**90-2278** Nickel Plated  
**90-2279** Antique Brass  
**90-2280** Unfinished



7/16" Hole - 1 1/2" Height  
7/8" Diameter - 1" Base Diameter  
**90-2281** Brass Plated  
**90-2282** Nickel Plated  
**90-2283** Antique Brass  
**90-2284** Unfinished



7/16" Hole - 2" Height  
7/8" Diameter - 1" Base Diameter  
**90-2285** Brass Plated  
**90-2286** Nickel Plated  
**90-2287** Antique Brass  
**90-2288** Unfinished

### Steel Candle Cups



7/16" Hole - 1 7/8" Height  
1" Diameter  
**80-1183** Brass Plated  
**80-1184** Nickel Plated  
**80-1185** Unfinished



7/16" Hole - 3" Height  
1" Diameter  
**80-1186** Brass Plated  
**80-1187** Unfinished



7/16" Hole - 1 7/8" Height  
1" Diameter  
**90-2227** Polished & Lacquered  
**90-2228** Polished Nickel  
**90-2226** Unfinished

### Solid Brass Spacers



7/16" Hole - 1" Height  
7/8" Diameter - 1" Base Diameter  
**90-2223** Polished & Lacquered  
**90-2222** Unfinished



7/16" Hole - 1 1/2" Height  
7/8" Diameter - 1" Base Diameter  
**90-2225** Polished & Lacquered  
**90-2224** Unfinished



7/16" Hole - 2" Height  
7/8" Diameter - 1" Base Diameter  
**90-2221** Polished & Lacquered  
**90-2220** Unfinished



# Steel Necks

## Steel Assorted Finishes

### Flanged Steel Necks



1/2" Height - 7/8" Bottom

**90-2192** Brass Plated  
**90-2212** Nickel Plated  
**90-2271** Antique Brass  
**90-2213** Unfinished



1" Height - 7/8" Bottom

**90-2193** Brass Plated  
**90-2214** Nickel Plated  
**90-2272** Antique Brass  
**90-2215** Unfinished



1 1/2" Height - 7/8" Bottom

**90-2194** Brass Plated  
**90-2216** Nickel Plated  
**90-2273** Antique Brass  
**90-2217** Unfinished



2" Height - 7/8" Bottom

**90-2195** Brass Plated  
**90-2218** Nickel Plated  
**90-2274** Antique Brass  
**90-2219** Unfinished



7/16" Hole - 9/16" Height  
 11/16" Top - 7/8" Bottom

**90-2230** Brass Plated  
**90-2275** Antique Brass  
**90-2229** Unfinished



9/16" Hole - 9/16" Height  
 11/16" Top - 7/8" Bottom

**90-2232** Brass Plated  
**90-2276** Antique Brass  
**90-2231** Unfinished



7/16" Hole - 1" Height  
 13/16" Top - Bottom Seats 1 3/8"

**90-2190** Brass Plated  
**90-2201** Nickel Plated  
**90-2199** Antique Brass  
**90-2202** Unfinished



9/16" Hole - 1" Height  
 13/16" Top - Bottom Seats 1 3/8"

**90-2191** Brass Plated  
**80-2121** Nickel Plated



7/16" Hole - 1 3/16" Height  
 3/4" Top - Bottom Seats 1 3/4"

**90-2188** Brass Plated  
**90-2200** Nickel Plated  
**90-2197** Antique Brass  
**90-2196** Unfinished



9/16" Hole - 1 3/16" Height  
 3/4" Top - Bottom Seats 1 3/4"

**90-2189** Brass Plated



1 1/2" OD x 2 1/8" Long Cup  
 7/16" Center Hole

**80-2400** Satin Nickel w/Lacquer  
**80-2242** Unfinished

## Candle Covers

Candelabra Drip / Plain Plastic, Paper

### Plastic Drip Candle Covers 13/16" Inside Diameter - 7/8" Outside Diameter



White Plastic  
with Gold Drip  
90-1509 2"  
90-352 3"  
90-372 4"



Black Plastic  
with Gold Drip  
90-1510 2"  
90-366 3"  
90-374 4"



Antique  
Plastic Drip  
90-1511 2"  
90-1262 2 1/2"  
90-1512 3"  
90-1263 3 1/2"  
90-1264 4"



White  
Plastic Drip  
90-1505 2"  
90-1256 2 1/2"  
90-1506 3"  
90-1258 3 1/2"  
90-1260 4"



Ivory  
Plastic Drip  
90-1507 2"  
90-1257 2 1/2"  
90-1508 3"  
90-1259 3 1/2"  
90-1261 4"

### Heavy Wall Tubing 48" Lengths



White Plastic  
90-1818 48"  
7/8" Diameter  
90-1643 48"  
1 1/4" Diameter

### Plastic Candle Covers 13/16" Inside Diameter - 7/8" Outside Diameter



White Plastic  
90-1103 1 1/2" 80-2011 4 3/4"  
90-931 1 3/4" 90-905 5"  
90-901 2" 90-906 6"  
90-902 2 1/4" 90-907 8"  
90-903 2 3/4" 90-908 12"  
90-904 3" 90-909 24"  
90-1148 3 1/2" 90-910 36"  
90-370 4"



Black Plastic  
90-2393 4"



Cream Plastic  
90-2531 2"  
90-2620 3"  
90-2576 3 1/2"  
90-2443 4"  
90-2444 6"  
90-2445 12"

### Ivory Drip Paper Candle Covers 13/16" Inside Dia. 7/8" Outside Dia.



Ivory Drip Paper  
80-1487 2"  
80-2181 3"  
80-1454 4"  
80-1455 6"

### Candelabra Candle Follower



80-2452  
Brass Plated  
7/8" Inside Dia.  
7/16" Height

## Candle Covers

Edison Drip / Plain Plastic, Paper

### Plastic Drip Candle Covers 1 3/16" Inside Diameter - 1 1/4" Outside Diameter



White Plastic  
with Gold Drip  
90-1514 2"  
90-369 3"  
90-373 4"



Black Plastic  
with Gold Drip  
90-1513 2"  
90-368 3"  
90-375 4"



Antique  
Plastic Drip  
90-1247 2"  
90-1249 3"  
90-1251 4"



White  
Plastic Drip  
90-1246 2"  
90-1248 3"  
90-1250 4"




Ivory  
Plastic Drip  
90-1515 2"  
90-1516 3"  
90-1517 4"

### Plastic Candle Covers 1 3/16" Inside Diameter 1 1/4" Outside Diameter



White Plastic  
90-2532 1 3/4" 90-911 6"  
90-1104 2" 90-912 8"  
90-913 2 1/8" 90-916 12"  
90-914 3" 90-917 24"  
90-371 4" 90-918 36"  
90-915 5"



Black Plastic  
80-1555 4"



Cream Plastic  
90-2590 3"  
90-2446 4"  
90-2447 6"  
90-2448 12"

### Oversize Plastic Candle Cover 1 1/4" Inside Dia. 1 5/16" Outside Dia.



White Oversize  
80-2471 2"

### Ivory Drip Paper Candle Covers 1 3/16" Inside Dia. 1 1/4" Outside Dia.



Ivory Drip Paper  
80-1456 4"  
80-1457 6"  
80-1458 8"

## Candle Covers

Resin Drip Edison Base, Candelabra Base

### Edison Base Oversize Resin Full Drip 1 1/4" Inside Diameter - 2" Outside Diameter



80-1619 6" Amber



80-1621 6" Ivory



80-1620 4" Amber



80-1622 4" Ivory

### Edison Base Resin Half Drip 1 1/4" Inside Diameter - 1 9/16" Outside Diameter



80-1632 6" Amber



80-1627 6" Ivory



80-1633 4" Amber



80-1628 4" Ivory

### Candelabra Base Resin Half Drip 7/8" Inside Diameter - 1 5/32" Outside Diameter



80-1634 6" Amber



80-1629 6" Ivory



80-1635 4" Amber



80-1630 4" Ivory

## Candle Covers

Material: Resin & Brass

### Edison Base Oversize Resin



**80-2195**  
Ivory w/ Drip  
6" H - 4" Dia.  
3 1/2" Inside Dia.



**80-2207**  
Ivory Smooth  
6" Ht - 3" Dia.  
2 1/2" Inside Dia.

### 4" Brass Metal Candelabra Base Candle Covers w/Drip



**80-2141**  
Polished Nickel



**80-2142**  
Antique Brass



**80-2143**  
Bronze



**80-2144**  
French Gold



**80-2145**  
Polished Brass

13/16" Inside Dia. - 7/8" Outside Dia.  
Finishes Available Above

## Candle Covers

Bee's Drip (Bee's Wax) Candelabra Base



Ivory Candelabra Base  
7/8" Inside Diameter - 1 5/32" Outside Diameter



80-1971 1 5/8"

80-1972 3"

80-1973 4"

80-1987 6"

Amber (Honey) Candelabra Base  
7/8" Inside Diameter - 1 5/32" Outside Diameter



80-1974 1 5/8"

80-1975 3"

80-1976 4"

80-1988 6"



40W  
MAX

## Candle Covers

Bee's Drip (Bee's Wax) Edison Base

Ivory Edison Base

1 1/4" Inside Diameter - 1 9/16" Outside Diameter



80-2081 1 5/8"



80-2082 3"



80-2083 4"



80-2084 6"

Amber (Honey) Edison Base

1 1/4" Inside Diameter - 1 9/16" Outside Diameter



80-2085 1 5/8"



80-2086 3"



80-2087 4"



80-2088 6"

## Lighting Accessories

**#3 Beaded Chain**  
3/32" Diameter 250 Ft. Spool



**90-122**  
Brass Finish



**90-123**  
Nickel Finish

**#6 Beaded Chain**  
1/8" Diameter 100 Ft. Spool



**90-124**  
Brass Finish



**90-125**  
Nickel Finish  
(Used on Pull Sockets & Switches)

**Pull String**



**90-1034**  
3 Ft. Pull String  
Nickel Bell & Connector

**90-2528**  
3 Ft. Pull String  
Brass Bell & Connector

**Connector for #3 Beaded Chain**



**90-127**  
Brass Plated



**90-173**  
Nickel

**Connector for #6 Beaded Chain**



**90-129**  
Brass Plated



**90-128**  
Nickel

**Bells for #3 & #6 Beaded Chain**



**90-117**  
Brass Plated



**90-116**  
Nickel


## Tassels & Pulls



**90-533**  
Wood 1 1/4"



**90-522**  
Black 5"



**90-521**  
Gold 5"



**90-503**  
White 5"



**90-534**  
Gold 7"



# Crystal & Accessories

## Glass Prisms & U-Drops



**90-300**  
1 1/2"  
Clear



**90-305**  
1 1/2"  
Aurora Borealis



**90-306**  
2"  
Clear



**90-312**  
3" Clear  
"U" Drop



**90-317**  
3"  
Aurora Borealis  
"U" Drop



**90-318**  
4" Cut  
Spear



**90-319**  
6" Cut  
Spear

## Crystal Clips



**90-693** Gold  
**90-1779** Silver  
Crystal Clip; H 12mm - 7/16"




**90-691** Gold  
**90-1780** Silver  
Small Bow-Tie Clip; C 8mm - 3/8"



**90-692** Gold  
**90-1781** Silver  
Large Bow-Tie Clip; C 10.5mm - 7/16"

## Crystal Pins



**90-747**  
1 1/2" Brass Pins (250/bag)



**90-748**  
1 1/2" Silver Pins (250/bag)

## Crystal Cleaner



**90-934**  
Crystal Cleaner Trigger Spray Bottle (32 oz.)

## Lighting Accessories

### Lamp Shade Wrapping



**90-725**

Cellophane Lamp Shade Wrap (Footage will vary per roll)  
5 3/16" Height per roll

### Brass Plated S-Hooks



**90-013** 5/8"  
**90-008** 1"  
**90-009** 1 1/4"  
**90-010** 1 5/8"

### Brass Plated Rings



**90-011** 3/4"  
**90-012** 1"

### Circline Clips



**90-935**


Circline Fluorescent Clip

### Corks



**90-188** 5/8" x 3/4" 1" H  
**90-189** 3/4" x 1 1 1/4" H  
**90-190** 1 x 1-1/4" 1 1/4" H

### Felt Pads & Dots



**90-489**  
Green Felt - 36" Wide  
Sold by the Yard

**90-488**  
Green Felt - 3/4" Dots  
Sold by Roll Only  
(1000 per Roll)

**90-487**  
Green Felt - 1/2" Dots  
Sold by Roll Only  
(1000 per Roll)



Canopy parts & kits ..... 196-198  
 Canopies & extensions..... 199  
 Vintage canopy kits & stamped brass sockets ..... 200-201  
 Canopy, fan & blank up kits..... 202-203  
 Wired fixture holders, wired ceiling pans ..... 204-205  
 Bent glass holders & glass holders ..... 206-207

## Canopies & Glass Holders

Cast brass canopies..... 208-209  
 Heavy 2-Step steel canopies ..... 210  
 Wall sconces ..... 211  
 U-Channel glass holders ..... 212-213  
 Glass holders & fixture bodies..... 214

# CANOPIES & GLASS HOLDERS

## Canopies Only & Parts Bags

### Ribbed Canopy

Canopy Only



- 90-1674 Brass Finish
- 90-1675 Antique Brass Finish
- 90-1677 Black Finish
- 90-1680 White Finish
- 90-1681 Chrome Finish
- 90-1879 Brushed Nickel Finish
- 90-1880 Old Bronze Finish
- 90-1886 Dark Antique Finish

**Shown:**  
90-1675 Antique Brass Finish

Dimensions:  
Diameter - 5"  
Center Hole - 7/16"  
Bar Holes - 2-8/32  
Packing: 100/Master

Canopy Only



- 90-1682 Brass Finish
- 90-1683 Antique Brass Finish
- 90-1684 Chrome Finish
- 90-1685 White Finish
- 90-1686 Black Finish
- 90-1844 Brushed Nickel Finish
- 90-1845 Brushed Pewter Finish
- 90-1881 Old Bronze Finish

**Shown:**  
90-1682 Brass Finish

Dimensions:  
Diameter - 5"  
Center Hole - 1 1/16"  
Packing: 100/Master

Canopy Only




### Smooth Canopy

- 90-1894 Dark Antique Finish
- 90-1897 Brass Finish
- 90-1898 Antique Brass Finish
- 90-1899 Black Finish
- 90-1900 White Finish
- 90-1901 Chrome Finish

**Shown:**  
90-1899 Black Finish

Dimensions:  
Diameter - 5"  
Center Hole - 7/16"  
Bar Holes - 2-8/32  
Packing: 100/Master

Canopy Only




### Contemporary Canopy

- 90-1859 Brass Finish
- 90-1860 Antique Brass Finish
- 90-1861 Chrome Finish
- 90-1862 Black Finish
- 90-1863 White Finish
- 90-1902 Brushed Nickel Finish

**Shown:**  
90-1902 Brushed Nickel Finish

Dimensions:  
Diameter - 5 1/4"  
Center Hole - 7/16"  
Bar Holes - 2-8/32  
Packing: 100/Master


### Canopy Parts Bags - 1" Loop Parts Bag



- 90-1687 Brass Finish
- 90-1688 Antique Brass Finish
- 90-1689 Black Finish
- 90-1690 White Finish
- 90-1691 Chrome Finish
- 90-1932 Brushed Nickel Finish
- 90-1933 Old Bronze Finish

Shown 90-1688

### Canopy Parts Bags - Screw Collar Loop Parts Bag



- 90-1692 Brass Finish
- 90-1693 Antique Brass Finish
- 90-1694 Chrome Finish
- 90-1695 White Finish
- 90-1696 Black Finish
- 90-1934 Brushed Nickel Finish
- 90-1935 Old Bronze Finish
- 90-1936 Brushed Pewter Finish

Shown 90-1692


# Canopy Kits

## Ribbed Canopy Kits



- 90-052 Brass Finish
- 90-053 Antique Brass Finish
- 90-054 Antique Copper Finish
- 90-055 Black Finish
- 90-056 White Finish
- 90-058 Chrome Finish
- 90-1882 Brushed Nickel Finish
- 90-1883 Old Bronze Finish

**Shown:**  
**90-053** Antique Brass Finish  
 Dimensions:  
 Diameter - 5"  
 Center Hole - 7/16"  
 Bar Holes - 2-8/32  
 Includes Hardware (shown)  
 Packing: 25/Master




**10 lbs. MAX**



- 90-192 Brass Finish
- 90-193 Antique Brass Finish
- 90-196 Chrome Finish
- 90-197 White Finish
- 90-198 Black Finish
- 90-1846 Brushed Nickel Finish
- 90-1847 Brushed Pewter Finish
- 90-1884 Old Bronze Finish

**Shown:**  
**90-192** Brass Finish  
 Dimensions:  
 Diameter - 5"  
 Center Hole - 1 1/16"  
 Includes Hardware (shown)  
 Packing: 25/Master



**25 lbs. MAX**

## Standard Canopy Kits



- 90-062 Brass Finish
- 90-063 Antique Brass Finish
- 90-065 Black Finish
- 90-066 White Finish
- 90-068 Chrome Finish

**Shown:**  
**90-065** Black Finish  
 Dimensions:  
 Diameter - 5"  
 Center Hole - 7/16"  
 Bar Holes 2-8/32  
 Includes Hardware (shown)  
 Packing: 25/Master



**10 lbs. MAX**

## Canopy Kits


### Contemporary Canopy Kits



- 90-890 Brass Finish
- 90-891 Chrome Finish
- 90-892 Antique Brass Finish
- 90-893 Black Finish
- 90-894 White Finish
- 90-1937 Brushed Nickel Finish

**Shown:**  
90-891 Chrome Finish

Dimensions:  
Diameter - 5 1/4"  
Center Hole - 7/16"  
Bar Holes - 2-8/32  
Includes Hardware (shown)  
Packing: 25/Master



### Ribbed Canopy Hanger Kits



- 90-1098 Brass Finish
- 90-1099 Antique Brass Finish
- 90-1100 Black Finish
- 90-1101 White Finish
- 90-1102 Chrome Finish

**Shown:**  
90-1098 Brass Finish

Dimensions:  
Diameter - 5"  
Center Hole - 1 1/16"  
with 1yd. 8 gauge chain  
Includes Hardware (shown)  
Packing: 25/Master



### Bath Swag Canopy Kits



- 90-194 Brass Finish
- 90-191 Antique Brass Finish
- 90-195 Black Finish
- 90-199 White Finish

**Shown:**  
90-199 White Finish

Dimensions:  
Diameter - 5"  
3-7/16" Holes  
Includes Hardware (shown)  
Packing: 25/Master



## Canopies Only & Extensions

### Plain Deep Fixture Canopies Only

Canopy Only



90-047 Brass Finish  
90-050 Chrome Finish

**Shown:**  
90-050 Chrome Finish

Dimensions:  
Diameter - 5"  
Center Hole - 1 1/16"  
Depth - 1 3/4"

Canopy Only



90-051 Brass Finish  
90-061 Chrome Finish

**Shown:**  
90-051 Brass Finish

Dimensions:  
Diameter - 5"  
Center Hole - 7/16"  
Depth - 1 3/4"

### Plain Shallow Fixture Canopy Only

Canopy Only



90-048 Brass Finish

**Shown:**  
90-048 Brass Finish

Dimensions:  
Diameter - 5"  
Center Hole - 1 1/16"

### Canopy Extension



90-242 Brass Finish  
90-108 White Finish  
90-1518 Chrome Finish

**Shown:**  
90-108 White Finish

Dimensions:  
Diameter - 5 3/4"  
Fits 5" Canopy  
Extension 1 1/2"


## Vintage Canopy Kits For Brass Sockets w/ Wire

### Ribbed Canopy Kits & Matching Hardware



- 90-1887 Dark Antique Finish
- 90-1889 Polished Nickel Finish
- 90-1890 Antique Brass Finish
- 90-1927 Brass Finish

**Shown:**  
90-1889 Polished Nickel Finish  
Dimensions:  
Diameter - 5"  
Center Hole - 7/16"  
Bar Holes - 2-8/32  
Includes Hardware (shown)  
Packing: 25/Master




### Smooth Canopy Kits & Matching Hardware



- 90-1891 Dark Antique Finish
- 90-1892 Antique Brass Finish
- 90-1893 Polished Nickel Finish
- 90-1926 Brass Finish

**Shown:**  
90-1892 Antique Brass Finish  
Dimensions:  
Diameter - 5"  
Center Hole - 7/16"  
Bar Holes - 2-8/32  
Includes Hardware (shown)  
Packing: 25/Master



Shown with available  
vintage lamp and wired socket  
(Canopy & Socket available in four finishes)





# Vintage 4 Piece Stamped Solid Brass Sockets



**80-2271** - Keyless  
Polished Nickel  
6 Ft. 18/2 SVT  
Black PVC  
660W-250V



**80-2297** - On/Off Turn knob  
Regular Antique Brass  
10 Ft. 18/2 SVT  
Black Rayon  
250W-250V



**80-2343** - Keyless  
Dark Antique Brass  
10 Ft. 18/2 SVT  
Orange Rayon  
660W-250V



**80-2380** - On/Off Turn knob  
Dark Antique Brass  
10 Ft. 18/2 SVT  
Red Rayon  
250W-250V



**80-2453** - Keyless  
Polished Nickel  
10 Ft. 18/2 SVT  
Silver Rayon  
660W-250V



**80-2436** - On/Off Turn knob  
Regular Antique Brass  
10 Ft. 18/2 SVT  
Gold Rayon  
250W-250V



**80-2460** - Keyless  
Polished Brass  
10 Ft. 18/2 SVT  
Light Green Rayon  
660W-250V



**80-2434** - On/Off Turn knob  
Dark Antique Brass  
10 Ft. 18/2 SVT  
Light Blue Rayon  
250W-250V


See Pages 30-35 For More Choices

## Canopies & Fan Kits

### Deep Canopy Kits



90-057 Brass Finish  
90-1697 Chrome Finish



**Shown:**  
90-057 Brass Finish

Dimensions:  
Diameter - 5"  
Center Hole - 1 1/16"  
Depth - 1 3/4"  
Includes Hardware (shown)  
Packing: 25/Master



### Canopy Kit w/ Convenience Outlet



90-040 Black Finish  
90-041 Brass Finish  
90-1072 White Finish



**Shown:**  
90-041 Brass Finish

Dimensions:  
Diameter - 5"  
Center Hole - 7/16"  
Bar Hole 2-8/32  
Includes Hardware (shown)  
Packing: 25/Master



### 4" Wired Fan Light Holder w/On-Off Pull Chain & Candelabra Base Socket - (60W Max.)



77-461 White Finish  
77-462 Brass Finish  
77-466 Antique Brass Finish

**Shown:**  
77-466 Antique Brass Finish

## Blank Up Kits

### Blank Up Kit for 4" Box



**90-069** White Finish

Dimensions:  
 Diameter - 5"  
 Bar Holes 2-8/32  
 Center to Center - 3 1/2"  
 Includes Hardware (shown)  
 Packing: 250/Master




### Blank Up Kit for 3" Box



**90-151** White Finish

Dimensions:  
 Diameter - 5"  
 Bar Holes 2-8/32  
 Center to Center - 3"  
 Includes Hardware (shown)  
 Packing: 250/Master



### Blank Up Kits



**90-045** White Finish

Dimensions:  
 Diameter - 5"  
 Center Hole - 7/16"  
 Includes Hardware (shown)  
 Packing: 25/Master



**90-044** Brass Finish  
**90-0580** White Finish  
**90-119** Black Finish

**Shown:**  
**90-119** Black Finish


Dimensions:  
 Diameter - 5"  
 Bar Holes 2-8/32  
 Includes Hardware (shown)  
 Packing: 25/Master



## Wired Fixture Holders — (60W Max.)




### 3 1/4" Wired Holder




- 90-230 Brass Finish
- 90-330 Antique Brass Finish
- 90-430 White Finish
- 90-724 Black Finish
- 90-840 Chrome Finish
- 90-1435 Brushed Nickel

**Shown:**  
90-230 Brass Finish  
Includes Hardware (shown)  
Packing: 25/Master




### 4" Wired Holder



- 90-231 Polished Brass Finish
- 90-331 Antique Brass Finish
- 90-431 White Finish
- 90-841 Chrome Finish
- 90-749 Black Finish
- 90-1437 Brushed Nickel


**Shown:**  
90-231 Polished Brass Finish  
Includes Hardware (shown)  
Packing: 25/Master



### 3 1/4" Wired Holder w/ Convenience Outlet



- 90-121 Chrome Finish
- Includes Hardware (shown)
- Packing: 25/Master






# Wired Ceiling Pans—(60W Max.)

## 6" One Light Ceiling Pan



- 90-755 Chrome Finish
- 90-756 Brass Finish
- 90-686 White Finish
- 90-763 Antique Brass Finish
- 90-1448 Brushed Nickel

**Shown:**  
 90-756 Brass Finish  
 Includes Hardware (shown)  
 Packing: 25/Master




## 8" Two Light Ceiling Pan



- 90-757 Chrome Finish
- 90-876 Brass Finish
- 90-684 White Finish
- 90-877 Antique Brass Finish
- 90-1439 Brushed Nickel

**Shown:**  
 90-684 White Finish  
 Includes Hardware (shown)  
 Packing: 25/Master




## 10" Two Light Ceiling Pan



- 90-758 Chrome Finish
- 90-766 Brass Finish
- 90-685 White Finish
- 90-767 Antique Brass Finish
- 90-1433 Brushed Nickel

**Shown:**  
 90-758 Chrome Finish  
 Includes Hardware (shown)  
 Packing: 25/Master




## Bent Glass Holders—(60W Max.)

### 2 Light Bent Glass Fixture Holder




**90-234** White Finish  
Dimensions:  
Diameter - 4 3/4"  
Height - 5"  
Includes Hardware (shown)  
Packing: 25/Master



### 2 Light Bent Glass Fixture Holder with Pull Chain Switch



**90-235** White Finish  
Dimensions:  
Diameter - 4 3/4"  
Height - 5"  
Includes Hardware (shown)  
Packing: 25/Master



### Bent Glass Ceiling Holder



**90-244** White Finish  
Dimensions:  
Diameter - 4 3/4"  
Height - 1"

# Glass Holders – (60W Max.)

## Neckless Ball Holders Kits

### 4" Neckless Ball Holder Kit




**90-615 White**  
 For 3 7/8" Dia. Glass - 8 Ft. 18/3 SVT  
 Includes Hardware (shown)  
 Packing: 25/Master



### 5" Neckless Ball Holder Kit



**90-616 White**  
 For 5 1/4" Dia. Glass - 8 Ft. 18/3 SVT  
 Includes Hardware (shown)  
 Packing: 25/Master



## Neckless Ball Holders with Inserts

### 4" Neckless Ball Holder



**90-649 White**  
**90-706 Brass Finish**

### 5" Neckless Ball Holder



**90-650 White**  
**90-707 Brass Finish**

### 6" Fitter



**90-1504 White**  
**90-303 Antique Brass Finish**

## Cast Brass Canopies



**90-2382**  
Antique Brass Finish  
Dimensions:  
Diameter - 5 1/2"  
Center Hole - 1 1/16"  
Height - 1 1/2"  
Packing: 25/Master



**90-2383**  
Polished Brass Finish  
Dimensions:  
Diameter - 5 1/2"  
Center Hole - 1 1/16"  
Height - 1 1/2"  
Packing: 25/Master



**90-2384**  
Polished Nickel Finish  
Dimensions:  
Diameter - 5 1/2"  
Center Hole - 1 1/16"  
Height - 1 1/2"  
Packing: 25/Master



**90-2482**  
Bronze Finish  
Dimensions:  
Diameter - 5 1/2"  
Center Hole - 1 1/16"  
Height - 1 1/2"  
Packing: 25/Master



## Cast Brass Canopies



**90-039**  
 Antique Brass Finish  
 Dimensions:  
 Diameter - 4 3/8"  
 Center Hole - 1 1/16"  
 Height - 1"  
 Packing: 25/Master



**90-2480**  
 French Gold Finish  
 Dimensions:  
 Diameter - 6 1/2"  
 Center Hole - 1 1/16"  
 Height - 2 1/2"  
 Packing: 25/Master



**90-2481**  
 Bronze Finish  
 Dimensions:  
 Diameter - 6 1/2"  
 Center Hole - 1 1/16"  
 Height - 2 1/2"  
 Packing: 25/Master

# CANOPIES & GLASS HOLDERS

## Heavy 2-Step Steel Canopies

25 lbs.  
MAX



**90-2491** Polished Brass Finish  
w/Matching Screw Collar Loop

Dimensions:  
Diameter - 5 1/2"  
Center Hole - 1 1/16"  
Height - 2 1/4"  
Includes Hardware (shown)  
Packing: 25/Master



**90-2492** Antique Brass Finish  
w/Matching Screw Collar Loop

Dimensions:  
Diameter - 5 1/2"  
Center Hole - 1 1/16"  
Height - 2 1/4"  
Includes Hardware (shown)  
Packing: 25/Master



**90-2489** Chrome Finish  
w/Matching Screw Collar Loop

Dimensions:  
Diameter - 5 1/2"  
Center Hole - 1 1/16"  
Height - 2 1/4"  
Includes Hardware (shown)  
Packing: 25/Master



**90-2490** Brushed Nickel Finish  
w/Matching Screw Collar Loop

Dimensions:  
Diameter - 5 1/2"  
Center Hole - 1 1/16"  
Height - 2 1/4"  
Includes Hardware (shown)  
Packing: 25/Master



**90-2493** Old Bronze Finish  
w/Matching Screw Collar Loop

Dimensions:  
Diameter - 5 1/2"  
Center Hole - 1 1/16"  
Height - 2 1/4"  
Includes Hardware (shown)  
Packing: 25/Master



### 1/4 IP Matching Screw Collar Loops w/Ring



**90-335**  
Polished  
Brass



**90-336**  
Antique  
Brass



**90-337**  
Polished  
Chrome



**90-2494**  
Brushed  
Nickel



**90-2495**  
Old  
Bronze

# Steel Plated Wall Sconces — (60W Max.)

## 3 1/4" Wired Wall Bracket



- 90-708 Brass Finish
- 90-775 Black Finish
- 90-776 Antique Brass Finish
- 90-1085 White Finish

**Shown:**  
 90-776 Antique Brass Finish  
 Includes Hardware (shown)  
 Packing: 25/Master



## 3" Wired Wall Bracket w/Bottom Turn Knob Switch



90-709 Brass Finish (shown)  
 Includes Hardware (shown)  
 Packing: 25/Master



## 1 5/8" Wired Wall Bracket w/Bottom Turn Knob Switch



- 90-120 Brass Finish
- 90-1407 Antique Brass Finish

**Shown:**  
 90-120 Brass Finish  
 Includes Hardware (shown)  
 Packing: 25/Master




## U-Channel Glass Holders—(60W Max.)

### 2 Light U-Channel Glass Holder



**90-1306**

2 Light for use with  
14" U-Bend Glass  
Includes Hardware (shown)  
Packing: 25/Master



### 1 Light U-Channel Glass Holder



**90-1299**

1 Light for use with  
7" U-Bend Glass  
Includes Hardware (shown)  
Packing: 25/Master




### 4 Light U-Channel Glass Holder



**90-1307**

4 Light for use with  
24" U-Bend Glass  
Includes Hardware (shown)  
Packing: 25/Master




# U-Channel Glass Holders—(60W Max.)

## 2 Light U-Channel Glass Holder



**90-768**

2 Light-Convenience  
Outlet for use with  
14" U-Bend Glass  
Includes Hardware (shown)  
Packing: 25/Master



## 1 Light U-Channel Glass Holder w/ Bottom Turn Knob Switch



**90-246**

1 Light Holder with  
Bottom Turn Knob Switch  
for use with  
7" U-Bend Glass  
Includes Hardware (shown)  
Packing: 25/Master




## 4 Light U-Channel Glass Holder



**90-769**

4 Light-Convenience  
Outlet for use with  
24" U-Bend Glass  
Includes Hardware (shown)  
Packing: 25/Master



## Steel Glass Holders & Fixture Bodies

### 1 5/8" Fitters



90-656 Vacuum Brass Finish



90-654 Vacuum Brass Finish  
90-655 Chrome Finish



90-659 Vacuum Brass Finish  
90-705 Antique Brass Finish

### 3" Fitter



90-660 Vacuum Brass Finish

### 2 1/4" Fitter



90-577 Brass Finish  
90-677 Antique Brass Finish  
90-878 Chrome Finish

### 3 1/4" Fitter



90-578 Brass Finish  
90-678 Antique Brass Finish  
90-879 Chrome Finish

### 4" Fitter



90-439 Brass Finish  
90-679 Antique Brass Finish  
90-880 Chrome Finish

### 2 3/4" Fixture Body & Cover Brass Plated & Unfinished



90-657 3 Arm Holes Brass Finish  
90-658 5 Arm Holes Brass Finish  
**Unfinished**  
80-2154 No Holes  
80-2124 3 Arm Holes  
80-2174 4 Arm Holes  
80-2125 5 Arm Holes

### 4 1/4" Fitter



90-2404 Brass Finish  
90-2405 Chrome Finish

### 6" Fitter



90-1504 White Finish  
90-303 Antique Brass Finish

Globe, schoolhouse, drum & mushroom glass ..... 216-219  
Screw fitter & cased glass.....220

# Glassware & Shades

Lexan & poly .....221  
Hall, porch, I.E.S., fixture & specialty glass ..... 222-223  
Bend glass (round, square & u-channel) ..... 224-225  
Clip-on shades ..... 226-228



## Glass Globes

Globes White, Prismatic, Clear



**50-143**  
Sprayed Glossy White Ball  
Diameter 6"  
Fitter 3 1/4"



**50-186**  
White Ball  
Diameter 5"  
Fitter 3 1/4"



**50-927**  
Clear Prismatic Ball  
Diameter 6"  
Fitter 3 1/4"



**50-144**  
Sprayed Glossy White Ball  
Diameter 8"  
Fitter 4"



# Glass Globes

## Globes Blown Opal



Blown Glossy Opal Neckless Ball  
**50-312** Diameter 6" Opening - 3"  
**50-152** Diameter 8" Opening - 3 7/8"  
**50-154** Diameter 10" Opening - 3 7/8"  
**50-156** Diameter 12" Opening - 5 1/4"  
**50-157** Diameter 14" Opening - 5 1/4"



Blown Glossy Opal Ball  
**50-153** Diameter 10" Fitter 4"  
**50-155** Diameter 12" Fitter 4"



**50-218**  
Blown Glossy Opal Ball  
Diameter 14"  
Fitter 6"



## Schoolhouse Glass

Globes Blown Opal



**50-275**  
Blown Opal  
Diameter 9"  
Fitter 4"



**50-276**  
Blown Opal  
Diameter 10"  
Fitter 4"



Blown Opal Schoolhouse Globes

- 50-468** Diameter 12" Fitter 6"
- 50-469** Diameter 14" Fitter 6"
- 50-470** Diameter 16" Fitter 6"
- 50-471** Diameter 18" Fitter 6"

6" Fitters

- 90-303** Antique Brass shown below
- 90-1504** White



## Drum & Mushroom Glass Globes White, Etched, Clear



Sprayed Inside White Mushroom Glass

|               |                  |               |                |
|---------------|------------------|---------------|----------------|
| <b>50-329</b> | Diameter 7 1/2"  | Fitter 5 7/8" | Height 3 5/8"  |
| <b>50-330</b> | Diameter 9 1/2"  | Fitter 7 7/8" | Height 4"      |
| <b>50-331</b> | Diameter 11 1/2" | Fitter 9 7/8" | Height 4 9/16" |



Sprayed Inside White Drum Glass

|               |                   |               |                |
|---------------|-------------------|---------------|----------------|
| <b>50-334</b> | Diameter 6 5/8"   | Fitter 5 7/8" | Height 3 1/2"  |
| <b>50-335</b> | Diameter 8 11/16" | Fitter 7 7/8" | Height 4"      |
| <b>50-336</b> | Diameter 10 5/8"  | Fitter 9 7/8" | Height 4 3/16" |



Etched with Grape Design

|               |                  |           |               |
|---------------|------------------|-----------|---------------|
| <b>50-109</b> | Diameter 5 9/16" | Fitter 6" | Height 3 3/4" |
|---------------|------------------|-----------|---------------|



Outside White Drum Glass with Clear Sides and Bottom

|               |                   |               |               |
|---------------|-------------------|---------------|---------------|
| <b>50-105</b> | Diameter 6 1/2"   | Fitter 5 7/8" | Height 3 1/2" |
| <b>50-106</b> | Diameter 8 3/8"   | Fitter 7 7/8" | Height 4"     |
| <b>50-107</b> | Diameter 10 7/16" | Fitter 9 7/8" | Height 4 1/2" |



## Screw Fitter/Cased Glass

Globes White, Ribbed, Clear



**50-332**  
Inside Sprayed White  
Diameter 3 1/4"  
Screw Fitter 3 11/64"  
Height 6 1/4"



**50-216**  
Inside Sprayed White  
Diameter 6"  
Screw Fitter 3 11/64"



**50-547**  
Clear Ribbed Glass  
Diameter 3 11/32"  
Screw Fitter 3 11/64"  
Height 6 15/16"



**50-919**  
Clear Glass  
Diameter 3 11/32"  
Screw Fitter 3 11/64"  
Height 6 15/16"

## Pharmacy Shade In Green Only



Cased Pharmacy Shade  
**50-667** Green  
Width 9"  
Slip Side Holes 7/16"

# Lexan & Poly Globes White, Prismatic, Smoke



**50-727**  
Lexan® White Ball  
Diameter 6"  
Screw Fitter 3 11/64"



**50-231**  
Poly Ball  
Diameter 6"  
Fitter 3 1/4"



**50-233**  
Poly Ball  
Diameter 6"  
Screw Fitter 3 11/64"



Poly Globe with 4" Lip Fitter  
**50-171** Diameter 8"  
**50-172** Diameter 10"  
**50-173** Diameter 12"



Poly Globe with 3 3/8" or 4"  
Neckless Opening  
**50-429** Dia. 6" Opening 3 3/8"  
**50-168** Dia. 8" Opening 4"  
**50-169** Dia. 10" Opening 4"



Poly Globe with 5 1/4"  
Neckless Opening  
**50-170** Diameter 12"  
**50-230** Diameter 14"  
**50-238** Diameter 16"  
**50-239** Diameter 18"



**50-728**  
Lexan® Smoke Ball  
Diameter 6"  
Screw Fitter 3 11/64"



Lexan® Prismatic Cylinders  
Diameter 3 3/4"  
Fitter 3 1/4"  
**50-721** Height 6-1/4"  
**50-723** Height 7-1/4"  
**50-725** Height 8-1/2"



Lexan® Prismatic Cylinders  
Diameter 3 3/4"  
Screw Fitter 3 11/64"  
**50-722** Height 6 1/4"  
**50-724** Height 7 1/4"  
**50-726** Height 8 1/2"



Lexan® White Cylinders  
Diameter 3 3/4"  
Screw Fitter 3 11/64"  
**50-729** Height 6 1/4"  
**50-730** Height 7-1/4"

## Hall & Porch

### Globes Assorted Finishes



**50-114**  
Clear Porch Globe  
Diameter 3 3/4"  
Fitter 3 1/4"  
Height 4 1/2"



**50-112**  
Clear "Pineapple" Glass  
Diameter 5 1/2"  
Fitter 3 1/4"



**50-382**  
Frosted Porch Globe  
Diameter 3 3/4"  
Fitter 3 1/4"  
Height 4 1/2"



**50-108**  
Etched Hall Glass Clear Bottom  
Diameter 5 9/16"  
Fitter 3 1/4"  
Height 5"



**50-111**  
White with Clear Bottom Bath Shade  
Diameter 5 1/4"  
Fitter 3 1/4"  
Height 4 1/2"  
Depth 5 13/16"

# I.E.S. Fixture Glassware

White

*I.E.S Shade*



**50-165**  
Diameter 6"  
Fitter 2 1/4"  
Height 4 3/4"

*I.E.S Shade*



**50-166**  
Diameter 8"  
Fitter 2 1/4"  
Height 5 3/4"

*I.E.S Shade*



**50-167**  
Diameter 10"  
Fitter 2 7/8"  
Height 5 1/2"

## Glassware

### Bend Glass Round - Assorted Finishes



White & Grape Pattern  
**50-194** 13" Round  
**50-195** 15" Round  
 Packing: 12/Master



White  
**50-376** 13" Round  
 Packing: 12/Master



**50-120**  
 Acid Etched Grape Design  
 Diameter 4 3/8"  
 Fitter 1 5/8"  
 Height 5"



Bobèches  
**50-777** Diameter 4" Center Hole 1" 5 Pins  
**50-778** Diameter 5" Center Hole 1" 10 Pins  
**50-779** Diameter 6" Center Hole 1/2" 8 Pins



## Glassware Bend Glass Square, U-Channel



White with Clear Floral Pattern

**50-190** 12" Square  
**50-191** 14" Square



Ruffed Edge White with Wheat Design

**50-503** 12" Square




White

**50-374** 12" Square  
**50-375** 14" Square



White "U" Channel

**50-378** 7" (vertical) hole 1 3/4" from end 7/16" Hole  
**50-379** 14" (horizontal) hole centered 7/16" Hole  
**50-380** 24" (horizontal) holes 6 1/2" from ends 7/16" Hole



Diamond "U" Channel

**50-234** 7" (vertical) hole 1 3/4" from end 7/16" Hole  
**50-235** 14" (horizontal) hole centered 7/16" Hole  
**50-236** 24" (horizontal) holes 6 1/2" from ends 7/16" Hole

## Clip On Shades



**90-2362 Ivory Floral**  
Top 3", Bottom 5", Side 4 1/4"



**90-2358 Beige Beaded Floral**  
Top 3", Bottom 5", Side 4 1/4"



**90-2360 White Shantung**  
Top 3", Bottom 5", Side 4 1/4"



**90-2361 Ivory Shantung**  
Top 3", Bottom 5", Side 4 1/4"



**90-2357 Beige Shantung**  
Top 3", Bottom 5", Side 4 1/4"



**90-2363 Beige Folded Pleat**  
Top 3", Bottom 5", Side 4"



**90-2364 White Folded Pleat**  
Top 3", Bottom 5", Side 4"



**90-2365 Black Folded Pleat**  
Top 3", Bottom 5", Side 4"

## Clip On Shades



**90-2486** Cream Bamboo Linen  
Top 3", Bottom 6", Side 4 1/2"



**90-2487** French Beige Flower Silk  
Top 3", Bottom 6", Side 4 1/2"



**90-2488** Cream Leaf Linen  
Top 3", Bottom 6", Side 4 1/2"



**90-2485** Black Linen  
Top 3", Bottom 6", Side 4"



**90-2366** White Swirl Folded Pleat  
Top 3", Bottom 5", Side 4"



**90-2367** Beige Swirl Folded Pleat  
Top 3", Bottom 5", Side 4"



Beige Leather Look  
**90-2524** Top 3" Bottom 5 1/2" Side 5 1/4"  
**90-2525** Top 2 1/8" Bottom 4" Side 5 1/8"



Cream Leather Look  
**90-2526** Top 3" Bottom 5 1/2" Side 5 1/4"  
**90-2527** Top 2 1/8" Bottom 4" Side 5 1/8"

## Clip On Shades



**90-1277 White Silk Bell**  
Top 3", Bottom 5", Side 4"



**90-1275 Beige Parchment Round**  
Top 3", Bottom 4", Side 4"



**90-1276 White Linen Round**  
Top 3", Bottom 4", Side 4"



**90-1274 Black Round w/ Gold Interior**  
Top 3", Bottom 4", Side 4"



**90-1270 White Pleated Round**  
Top 3", Bottom 4", Side 4"



**90-1271 Bone Pleated Round**  
Top 3", Bottom 4", Side 4"



**90-1273 Beige Pleated Round**  
Top 3", Bottom 4", Side 4"



**90-1272 Black Pleated Round**  
Top 3", Bottom 4", Side 4"

## North American Cord Types Reference Chart

| Cable Types |   |                  |                      |            |           |              |                    |
|-------------|---|------------------|----------------------|------------|-----------|--------------|--------------------|
| Type        | Description                                     | Gauge Size Range | Number of Conductors | Insulation | Jacket    | Voltage      | Applications       |
| SPT-1       | Service Parallel Thermoplastic 1/64" Insulation | 18 AWG           | 2 or 3               | PVC        | No Jacket | 300 Volts AC | Indoor Use Only    |
| SPT-2       | Service Parallel Thermoplastic 2/64" Insulation | 18 - 16 AWG      | 2 or 3               | PVC        | No Jacket | 300 Volts AC | Indoor Use Only    |
| SPT-3       | Service Parallel Thermoplastic 3/64" Insulation | 18 - 10 AWG      | 2 or 3               | PVC        | No Jacket | 300 Volts AC | Indoor Use Only    |
| SVT         | Service Vacuum Thermoplastic                    | 18 or 17 AWG     | 2 or 3               | PVC        | PVC       | 300 Volts AC | Indoor Use Only    |
| SJT         | Service Junior Thermoplastic                    | 18 - 10 AWG      | 2, 3 or 4            | PVC        | PVC       | 300 Volts AC | Hard Usage Indoors |
| SJTW        | Service Junior Thermoplastic Weather-Resistant  | 18 - 10 AWG      | 2, 3 or 4            | PVC        | PVC       | 300 Volts AC | Hard Usage Indoors |

## Wire Color Coding

| Wire                          | USA Color | EU Wire Color |
|-------------------------------|-----------|---------------|
| LIVE - Smooth side x wire     | Black     | Brown         |
| NEGATIVE - Ribbed side x wire | White     | Blue          |
| GROUND                        | Green     | Yellow/Green  |

## Amps Vs. Wire Gauge









There is a direct correlation between cable length — (amperage and wire gauges). List below is the basic breakdown of “Amperage Vs. Wire Gauge”.

Basic Guidelines - Length of the cord increases either the amps will decrease or the wire gauge will have to be increased.

Different jackets can accommodate different wire gauges and the number of wires (conductors) inside the power cord.

| Average | Recommended Wire Gauge |
|---------|------------------------|
| 7A      | 20 AWG                 |
| 10A     | 18 AWG                 |
| 13A     | 16 AWG                 |
| 15A     | 14 AWG                 |
| 20A     | 12 AWG                 |

## Thread Data Reference: M = Male (external) Thread, F = Female (internal) Thread

|   | Thread Size                    | Approx. Fraction Diameter (inches) | Exact Diameter (inches) | Applications   |   | Thread Size                      | Approx. Fraction Diameter (inches) | Exact Diameter (inches) | Applications  |
|---|--------------------------------|------------------------------------|-------------------------|--|---|----------------------------------|------------------------------------|-------------------------|---|
|    | 4-36                           | 3/32                               | .106<br>.111            | — Socket thread.   |    | 1/4-20 (course)<br>1/4-27 (fine) | 1/4                                | .240<br>.245            | — Heavy mechanical lock-up thread (no wireway). Commonly used on trophy products, drawer pulls and giftware assembly.<br>— A 1/4" fine thread used on lamp finials and shade raisers. |
|    | 6-32                           | 1/8                                | .132<br>.137            | — Socket thread<br>— Small mechanical lock-up thread. Commonly used on lantern assemblies.   |    | 1/8 I.P.<br>1/8-27 (N.P.S.M.)    | 3/8                                | .380<br>.390            | — The most common thread in the Lamp & Lighting Industry used to create tubular connections allowing electrical wire to pass through.   |
|   | 8-32                           | 5/32                               | .158<br>.163            | — Small mechanical lock-up thread. Commonly used on lantern assemblies and drawer pulls.   |   | 1/4 I.P.<br>1/4-18 (N.P.S.M.)    | 1/2                                | .510<br>.515            | — Thread used in heavy-duty application of 1/8 I.P. thread, where extra strength is required for stability or weight.   |
|  | 10-24 (course)<br>10-32 (fine) | 3/16                               | .184<br>.189            | — 10-24 and 10-32 are mechanical lock-up threads, used when 6-32 or 8-32 threads are not strong enough to retain assembly properly.<br>— 10-24 thread is commonly used on hook sets. |  | 3/8 I.P.<br>(N.P.S.M.)           | 5/8                                | .648<br>.658            | — Thread used for very heavy duty fixture mounts.   |

### NPT American Standard Pipe Thread Taper

| Paper Size | Threads per Inch TPI - Pitch | Approximate Length of Thread (inches) | Approximate number of Threads to be Cut | Approximate Total Thread Makeup, Hand and Wrench (inches) | Nominal Outside Pipe Diameter OD (inches) | Tap Drill (inches) |
|------------|------------------------------|---------------------------------------|---|---|---|--------------------|
| 1/16"      | 27                           |                                       |   |   | 0.313                                     | Blue               |
| 1/8"       | 27                           | 3/8                                   | 10                                      | 1/4   | 0.405                                     | R                  |
| 1/4"       | 18                           | 5/8                                   | 11                                      | 3/8   | 0.540                                     | 7/16               |
| 3/8"       | 18                           | 5/8                                   | 11                                      | 3/8   | 0.675                                     | 37/64              |
| 1/2"       | 14                           | 3/4                                   | 10                                      | 7/16  | 0.840                                     | 23/32              |

### Metric Conversion Chart

| Fraction Inch | Decimal Inch | MM     | Fraction Inch | Decimal Inch | MM      | Fraction Inch | Decimal Inch | MM      |
|---------------|--------------|--------|---------------|--------------|---------|---------------|--------------|---------|
| 1/64          | .015625      | .3969  | 23/64         | .359375      | 9.1281  | 11/16         | .6875        | 17.4625 |
| 1/32          | .03125       | .7938  | 3/8           | .375         | 9.525   |               |              |         |
| 3/64          | .046875      | 1.1906 |               |              |         | 45/64         | .703125      | 17.8594 |
| 1/16          | .0625        | 1.5875 | 25/64         | .390625      | 9.9219  | 23/32         | .71875       | 18.2562 |
|               |              |        | 13/32         | .40625       | 10.3188 | 47/64         | .734375      | 18.6531 |
| 5/64          | .078125      | 1.9844 | 27/64         | .421875      | 10.7156 | 3/4           | .75          | 19.05   |
| 3/32          | .09375       | 2.3812 | 7/16          | .4375        | 11.1125 |               |              |         |
| 7/64          | .109375      | 2.7781 |               |              |         | 49/64         | .765625      | 19.4469 |
| 1/8           | .125         | 3.175  | 29/64         | .453125      | 11.5094 | 25/32         | .78125       | 19.8438 |
|               |              |        | 15/32         | .46875       | 11.9062 | 51/64         | .769875      | 20.2406 |
| 9/64          | .140625      | 3.5719 | 31/64         | .484375      | 12.3031 | 7/8           | .875         | 20.6375 |
| 5/32          | .15625       | 3.9688 | 1/2           | .5           | 12.7    |               |              |         |
| 11/64         | .171875      | 4.3656 |               |              |         | 57/64         | .890625      | 22.6219 |
| 3/16          | .1875        | 4.7625 | 33/64         | .515625      | 13.0969 | 29/32         | .90625       | 23.0188 |
|               |              |        | 17/32         | .53125       | 13.4938 | 59/64         | .921875      | 23.4156 |
| 13/64         | .203125      | 5.1594 | 35/64         | .546875      | 13.8906 | 15/16         | .9375        | 23.8125 |
| 7/32          | .21875       | 5.5562 | 9/16          | .5625        | 14.2875 |               |              |         |
| 15/64         | .234375      | 5.9531 |               |              |         | 61/64         | .953125      | 24.2094 |
| 1/4           | .25          | 6.35   | 37/64         | .578125      | 14.6844 | 31/32         | .96875       | 24.6062 |
|               |              |        | 19/32         | .59375       | 15.0812 | 63/64         | .984375      | 25.0031 |
| 17/64         | .265625      | 6.7469 | 39/64         | .609375      | 15.4781 | 1             | 1.0          | 25.4    |
| 9/32          | .28125       | 7.1438 | 5/8           | .625         | 15.875  |               |              |         |
| 19/64         | .296875      | 7.5406 |               |              |         |               |              |         |
| 5/16          | .3125        | 7.9375 | 41/64         | .640625      | 16.2719 |               |              |         |
|               |              |        | 21/32         | .65625       | 16.6688 |               |              |         |
| 21/64         | .328125      | 8.3344 | 43/64         | .671875      | 17.0656 |               |              |         |
| 11/32         | .34375       | 8.7312 |               |              |         |               |              |         |

### Stranded Conductors - AWG Conversion

| AWG | Stranding | Diameter |                 | Cross Sectional Area |                 | Weight<br>lbs./mft | DCR @ 20C-OHMS / mft |            |
|-----|-----------|----------|-----------------|----------------------|-----------------|--------------------|----------------------|------------|
|     |           | Inches   | mm <sup>2</sup> | CMA                  | mm <sup>2</sup> |                    | Care Cu.             | Tinned Cu. |
| 22  | 7/30      | 0.030    | 0.7620          | 700.00               | 0.3542          | 2.190              | 15.57                | 16.72      |
| 22  | 19/34     | 0.032    | 0.8128          | 754.11               | 0.3819          | 2.320              | 14.77                | 16.1       |
| 22  | 29/36     | 0.029    | 0.7366          | 650.00               | 0.3302          | 1.970              | 17.44                | 18.72      |
| 20  | 7/28      | 0.038    | 0.9652          | 1111.00              | 0.5628          | 3.490              | 9.81                 | 10.42      |
| 20  | 10/30     | 0.036    | 0.9144          | 1000.00              | 0.5060          | 3.140              | 11.00                | 11.81      |
| 20  | 19/32     | 0.038    | 0.9652          | 1216.000             | 0.6156          | 3.750              | 9.10                 | 9.765      |
| 20  | 26/34     | 0.040    | 1.0160          | 1031.94              | 0.5226          | 3.210              | 10.90                | 11.70      |
| 20  | 41/36     | 0.038    | 0.9652          | 1025.00              | 0.5207          | 3.170              | 11.17                | 11.99      |
| 18  | 7/26      | 0.046    | 1.1684          | 1769.60              | 0.8960          | 5.040              | 6.165                | 6.550      |
| 18  | 16/30     | 0.046    | 1.1684          | 1600.00              | 0.8096          | 5.000              | 6.877                | 7.384      |
| 18  | 19/30     | 0.048    | 1.2192          | 1900.00              | 0.9614          | 5.900              | 5.791                | 6.281      |
| 18  | 41/34     | 0.046    | 1.1684          | 1627.29              | 0.8241          | 5.060              | 6.975                | 7.487      |
| 18  | 65/36     | 0.048    | 1.2192          | 1625.00              | 0.8255          | 5.000              | 7.043                | 7.560      |

# INDEX

|                   |                  |                  |                   |                        |
|-------------------|------------------|------------------|-------------------|------------------------|
| 25-1067 ..... 163 | 50-376 ..... 224 | 80-1008 ..... 6  | 80-1069 ..... 37  | 80-1139 ..... 106      |
| 25-1069 ..... 163 | 50-378 ..... 225 | 80-1009 ..... 6  | 80-1070 ..... 37  | 80-1140 ..... 109      |
| 25-1072 ..... 163 | 50-379 ..... 225 | 80-1010 ..... 8  | 80-1071 ..... 37  | 80-1141 ..... 116      |
| 25-1074 ..... 163 | 50-380 ..... 225 | 80-1011 ..... 8  | 80-1072 ..... 37  | 80-1142 ..... 116      |
| 25-1080 ..... 163 | 50-382 ..... 222 | 80-1012 ..... 7  | 80-1073 ..... 43  | 80-1145 ..... 69       |
| 25-1081 ..... 163 | 50-429 ..... 221 | 80-1013 ..... 7  | 80-1074 ..... 43  | 80-1146 ..... 69       |
| 50-105 ..... 219  | 50-468 ..... 218 | 80-1014 ..... 11 | 80-1074 ..... 52  | 80-1148 ..... 69       |
| 50-106 ..... 219  | 50-469 ..... 218 | 80-1015 ..... 11 | 80-1075 ..... 43  | 80-1149 ..... 43       |
| 50-107 ..... 219  | 50-470 ..... 218 | 80-1016 ..... 10 | 80-1076 ..... 43  | 80-1150 ..... 42       |
| 50-108 ..... 222  | 50-471 ..... 218 | 80-1017 ..... 10 | 80-1076 ..... 52  | 80-1151 ..... 70       |
| 50-109 ..... 219  | 50-503 ..... 225 | 80-1020 ..... 8  | 80-1077 ..... 62  | 80-1155 ..... 47       |
| 50-111 ..... 222  | 50-547 ..... 220 | 80-1021 ..... 8  | 80-1078 ..... 42  | 80-1157 ..... 45       |
| 50-112 ..... 222  | 50-667 ..... 220 | 80-1022 ..... 15 | 80-1080 ..... 45  | 80-1158 ..... 7        |
| 50-114 ..... 222  | 50-721 ..... 221 | 80-1023 ..... 15 | 80-1081 ..... 51  | 80-1159 ..... 7        |
| 50-120 ..... 224  | 50-722 ..... 221 | 80-1024 ..... 16 | 80-1082 ..... 51  | 80-1161 ..... 26       |
| 50-143 ..... 216  | 50-723 ..... 221 | 80-1025 ..... 16 | 80-1083 ..... 43  | 80-1162 ..... 26       |
| 50-144 ..... 216  | 50-724 ..... 221 | 80-1026 ..... 16 | 80-1087 ..... 68  | 80-1163 ..... 110      |
| 50-152 ..... 217  | 50-725 ..... 221 | 80-1027 ..... 16 | 80-1088 ..... 68  | 80-1166 ..... 111      |
| 50-153 ..... 217  | 50-726 ..... 221 | 80-1028 ..... 17 | 80-1089 ..... 68  | 80-1167 ..... 111      |
| 50-154 ..... 217  | 50-727 ..... 221 | 80-1029 ..... 17 | 80-1090 ..... 72  | 80-1175 ..... 17       |
| 50-155 ..... 217  | 50-728 ..... 221 | 80-1030 ..... 15 | 80-1091 ..... 72  | 80-1176 ..... 17       |
| 50-156 ..... 217  | 50-729 ..... 221 | 80-1031 ..... 15 | 80-1092 ..... 72  | 80-1177 ..... 17       |
| 50-157 ..... 217  | 50-730 ..... 221 | 80-1032 ..... 15 | 80-1093 ..... 70  | 80-1178 ..... 17       |
| 50-165 ..... 223  | 50-777 ..... 224 | 80-1033 ..... 15 | 80-1094 ..... 71  | 80-1179 ..... 15       |
| 50-166 ..... 223  | 50-778 ..... 224 | 80-1034 ..... 16 | 80-1095 ..... 71  | 80-1180 ..... 15       |
| 50-167 ..... 223  | 50-779 ..... 224 | 80-1035 ..... 16 | 80-1097 ..... 43  | 80-1181 ..... 154, 155 |
| 50-168 ..... 221  | 50-919 ..... 220 | 80-1036 ..... 16 | 80-1098 ..... 7   | 80-1182 ..... 154, 155 |
| 50-169 ..... 221  | 50-927 ..... 216 | 80-1037 ..... 16 | 80-1099 ..... 9   | 80-1183 ..... 184      |
| 50-170 ..... 221  | 77-461 ..... 202 | 80-1038 ..... 17 | 80-1100 ..... 8   | 80-1184 ..... 184      |
| 50-171 ..... 221  | 77-462 ..... 202 | 80-1039 ..... 17 | 80-1101 ..... 7   | 80-1185 ..... 184      |
| 50-172 ..... 221  | 77-466 ..... 202 | 80-1040 ..... 15 | 80-1103 ..... 55  | 80-1186 ..... 184      |
| 50-173 ..... 221  | 79-200 ..... 161 | 80-1041 ..... 15 | 80-1104 ..... 38  | 80-1187 ..... 184      |
| 50-186 ..... 216  | 79-201 ..... 161 | 80-1042 ..... 18 | 80-1105 ..... 38  | 80-1188 ..... 9        |
| 50-190 ..... 225  | 79-203 ..... 161 | 80-1043 ..... 18 | 80-1106 ..... 38  | 80-1189 ..... 28       |
| 50-191 ..... 225  | 79-204 ..... 161 | 80-1044 ..... 18 | 80-1107 ..... 38  | 80-1190 ..... 16       |
| 50-194 ..... 224  | 79-205 ..... 161 | 80-1045 ..... 18 | 80-1108 ..... 36  | 80-1191 ..... 16       |
| 50-195 ..... 224  | 79-206 ..... 161 | 80-1046 ..... 20 | 80-1109 ..... 36  | 80-1192 ..... 7        |
| 50-216 ..... 220  | 79-209 ..... 161 | 80-1047 ..... 20 | 80-1110 ..... 36  | 80-1193 ..... 7        |
| 50-218 ..... 217  | 79-210 ..... 161 | 80-1048 ..... 20 | 80-1111 ..... 36  | 80-1194 ..... 8        |
| 50-230 ..... 221  | 79-211 ..... 161 | 80-1049 ..... 20 | 80-1112 ..... 36  | 80-1195 ..... 21       |
| 50-231 ..... 221  | 79-212 ..... 161 | 80-1050 ..... 20 | 80-1113 ..... 47  | 80-1196 ..... 21       |
| 50-233 ..... 221  | 79-213 ..... 161 | 80-1051 ..... 20 | 80-1118 ..... 7   | 80-1197 ..... 156      |
| 50-234 ..... 225  | 79-233 ..... 161 | 80-1052 ..... 20 | 80-1119 ..... 7   | 80-1198 ..... 70       |
| 50-235 ..... 225  | 79-306 ..... 163 | 80-1053 ..... 20 | 80-1120 ..... 58  | 80-1202 ..... 47       |
| 50-236 ..... 225  | 79-432 ..... 163 | 80-1054 ..... 21 | 80-1124 ..... 107 | 80-1204 ..... 170      |
| 50-238 ..... 221  | 79-455 ..... 162 | 80-1055 ..... 21 | 80-1125 ..... 107 | 80-1205 ..... 170      |
| 50-239 ..... 221  | 79-457 ..... 162 | 80-1056 ..... 21 | 80-1126 ..... 107 | 80-1210 ..... 25       |
| 50-275 ..... 218  | 79-458 ..... 162 | 80-1057 ..... 21 | 80-1127 ..... 107 | 80-1211 ..... 25       |
| 50-276 ..... 218  | 79-460 ..... 162 | 80-1058 ..... 19 | 80-1128 ..... 107 | 80-1212 ..... 46       |
| 50-312 ..... 217  | 79-464 ..... 162 | 80-1059 ..... 19 | 80-1129 ..... 107 | 80-1214 ..... 42       |
| 50-329 ..... 219  | 79-466 ..... 163 | 80-1060 ..... 19 | 80-1130 ..... 107 | 80-1215 ..... 25       |
| 50-330 ..... 219  | 80-1000 ..... 6  | 80-1061 ..... 19 | 80-1131 ..... 107 | 80-1217 ..... 25       |
| 50-331 ..... 219  | 80-1001 ..... 6  | 80-1062 ..... 19 | 80-1132 ..... 106 | 80-1218 ..... 8        |
| 50-332 ..... 220  | 80-1002 ..... 7  | 80-1063 ..... 19 | 80-1133 ..... 106 | 80-1220 ..... 49       |
| 50-334 ..... 219  | 80-1003 ..... 7  | 80-1064 ..... 23 | 80-1134 ..... 106 | 80-1221 ..... 49       |
| 50-335 ..... 219  | 80-1004 ..... 7  | 80-1065 ..... 23 | 80-1135 ..... 106 | 80-1222 ..... 49       |
| 50-336 ..... 219  | 80-1005 ..... 7  | 80-1066 ..... 23 | 80-1136 ..... 106 | 80-1223 ..... 48       |
| 50-374 ..... 225  | 80-1006 ..... 9  | 80-1067 ..... 23 | 80-1137 ..... 106 | 80-1224 ..... 48       |
| 50-375 ..... 225  | 80-1007 ..... 9  | 80-1068 ..... 37 | 80-1138 ..... 106 | 80-1225 ..... 45       |



|         |     |         |     |         |          |         |        |         |        |
|---------|-----|---------|-----|---------|----------|---------|--------|---------|--------|
| 80-1226 | 45  | 80-1320 | 23  | 80-1436 | 25       | 80-1533 | 14     | 80-1650 | 71     |
| 80-1227 | 84  | 80-1321 | 19  | 80-1437 | 25       | 80-1542 | 14     | 80-1651 | 70     |
| 80-1228 | 84  | 80-1326 | 62  | 80-1438 | 25       | 80-1547 | 11     | 80-1652 | 70     |
| 80-1229 | 110 | 80-1328 | 49  | 80-1439 | 25       | 80-1548 | 11     | 80-1653 | 72     |
| 80-1241 | 111 | 80-1329 | 51  | 80-1440 | 25       | 80-1552 | 69     | 80-1654 | 72     |
| 80-1242 | 25  | 80-1330 | 51  | 80-1441 | 25       | 80-1553 | 69     | 80-1664 | 64     |
| 80-1244 | 110 | 80-1337 | 41  | 80-1442 | 25       | 80-1554 | 69     | 80-1665 | 54, 56 |
| 80-1245 | 81  | 80-1347 | 68  | 80-1445 | 51       | 80-1555 | 187    | 80-1668 | 74     |
| 80-1246 | 81  | 80-1348 | 6   | 80-1446 | 17       | 80-1558 | 12     | 80-1669 | 8      |
| 80-1247 | 81  | 80-1349 | 15  | 80-1447 | 17       | 80-1559 | 12     | 80-1670 | 8      |
| 80-1248 | 81  | 80-1350 | 25  | 80-1449 | 57       | 80-1560 | 13     | 80-1671 | 10     |
| 80-1249 | 80  | 80-1351 | 25  | 80-1450 | 22       | 80-1561 | 13     | 80-1672 | 9      |
| 80-1250 | 80  | 80-1352 | 24  | 80-1451 | 22       | 80-1562 | 12     | 80-1673 | 9      |
| 80-1251 | 80  | 80-1353 | 24  | 80-1453 | 7        | 80-1563 | 12     | 80-1674 | 53     |
| 80-1252 | 81  | 80-1355 | 107 | 80-1454 | 186      | 80-1565 | 12     | 80-1677 | 42, 52 |
| 80-1253 | 81  | 80-1356 | 107 | 80-1455 | 186      | 80-1566 | 12     | 80-1678 | 42, 52 |
| 80-1254 | 81  | 80-1357 | 107 | 80-1456 | 187      | 80-1582 | 73     | 80-1679 | 44     |
| 80-1255 | 81  | 80-1358 | 107 | 80-1457 | 187      | 80-1583 | 73     | 80-1680 | 44     |
| 80-1256 | 81  | 80-1359 | 106 | 80-1458 | 187      | 80-1589 | 73     | 80-1681 | 52     |
| 80-1257 | 81  | 80-1360 | 106 | 80-1462 | 18       | 80-1590 | 73     | 80-1682 | 44     |
| 80-1258 | 81  | 80-1361 | 106 | 80-1463 | 18       | 80-1591 | 73     | 80-1685 | 47     |
| 80-1263 | 46  | 80-1362 | 106 | 80-1466 | 110      | 80-1596 | 69     | 80-1688 | 113    |
| 80-1265 | 37  | 80-1363 | 106 | 80-1467 | 25       | 80-1598 | 27     | 80-1689 | 53     |
| 80-1266 | 36  | 80-1364 | 106 | 80-1468 | 25       | 80-1600 | 83     | 80-1690 | 59     |
| 80-1267 | 38  | 80-1365 | 106 | 80-1471 | 25       | 80-1601 | 83     | 80-1691 | 46     |
| 80-1268 | 28  | 80-1366 | 106 | 80-1472 | 25       | 80-1602 | 83     | 80-1692 | 25     |
| 80-1269 | 28  | 80-1367 | 107 | 80-1473 | 71       | 80-1603 | 83     | 80-1693 | 71     |
| 80-1270 | 28  | 80-1368 | 107 | 80-1474 | 71       | 80-1604 | 83     | 80-1694 | 71     |
| 80-1271 | 28  | 80-1369 | 107 | 80-1475 | 24       | 80-1605 | 83     | 80-1695 | 18     |
| 80-1272 | 28  | 80-1370 | 107 | 80-1476 | 24       | 80-1606 | 83     | 80-1696 | 18     |
| 80-1274 | 70  | 80-1371 | 116 | 80-1477 | 24       | 80-1613 | 55     | 80-1698 | 133    |
| 80-1275 | 70  | 80-1372 | 68  | 80-1481 | 111      | 80-1614 | 53     | 80-1700 | 53     |
| 80-1278 | 50  | 80-1373 | 8   | 80-1482 | 111      | 80-1615 | 68     | 80-1701 | 25     |
| 80-1282 | 170 | 80-1376 | 55  | 80-1483 | 25       | 80-1617 | 116    | 80-1702 | 25     |
| 80-1287 | 25  | 80-1377 | 56  | 80-1485 | 71       | 80-1619 | 188    | 80-1703 | 23     |
| 80-1288 | 25  | 80-1378 | 54  | 80-1486 | 71       | 80-1620 | 188    | 80-1704 | 23     |
| 80-1289 | 25  | 80-1379 | 64  | 80-1487 | 186      | 80-1621 | 188    | 80-1705 | 24     |
| 80-1290 | 25  | 80-1380 | 64  | 80-1490 | 80       | 80-1622 | 188    | 80-1706 | 26     |
| 80-1291 | 20  | 80-1381 | 110 | 80-1496 | 78       | 80-1627 | 188    | 80-1707 | 26     |
| 80-1292 | 20  | 80-1389 | 37  | 80-1497 | 78       | 80-1628 | 188    | 80-1708 | 47     |
| 80-1293 | 111 | 80-1398 | 69  | 80-1498 | 78       | 80-1629 | 188    | 80-1709 | 26     |
| 80-1294 | 70  | 80-1408 | 116 | 80-1499 | 78       | 80-1630 | 188    | 80-1710 | 88     |
| 80-1300 | 69  | 80-1409 | 107 | 80-1500 | 73       | 80-1631 | 54, 56 | 80-1711 | 88     |
| 80-1301 | 69  | 80-1410 | 107 | 80-1501 | 6        | 80-1632 | 188    | 80-1712 | 88     |
| 80-1302 | 69  | 80-1411 | 107 | 80-1502 | 9        | 80-1633 | 188    | 80-1713 | 88     |
| 80-1303 | 70  | 80-1412 | 107 | 80-1503 | 9        | 80-1634 | 188    | 80-1714 | 89     |
| 80-1304 | 70  | 80-1413 | 106 | 80-1504 | 10       | 80-1635 | 188    | 80-1715 | 89     |
| 80-1305 | 70  | 80-1414 | 106 | 80-1505 | 10       | 80-1636 | 26     | 80-1716 | 89     |
| 80-1306 | 42  | 80-1415 | 106 | 80-1506 | 84       | 80-1637 | 36     | 80-1717 | 89     |
| 80-1307 | 54  | 80-1416 | 106 | 80-1518 | 154, 155 | 80-1638 | 36     | 80-1718 | 70     |
| 80-1311 | 71  | 80-1419 | 25  | 80-1519 | 154, 155 | 80-1639 | 36     | 80-1719 | 70     |
| 80-1312 | 70  | 80-1428 | 15  | 80-1523 | 27       | 80-1640 | 37     | 80-1720 | 89     |
| 80-1313 | 50  | 80-1429 | 15  | 80-1524 | 27       | 80-1641 | 38     | 80-1721 | 89     |
| 80-1314 | 51  | 80-1430 | 19  | 80-1525 | 27       | 80-1642 | 63     | 80-1733 | 117    |
| 80-1315 | 50  | 80-1431 | 19  | 80-1527 | 6        | 80-1645 | 63     | 80-1734 | 53     |
| 80-1316 | 50  | 80-1432 | 19  | 80-1529 | 6        | 80-1646 | 57     | 80-1737 | 16     |
| 80-1317 | 48  | 80-1433 | 19  | 80-1530 | 56       | 80-1647 | 52     | 80-1738 | 16     |
| 80-1318 | 42  | 80-1434 | 21  | 80-1531 | 46       | 80-1648 | 60     | 80-1739 | 16     |
| 80-1319 | 20  | 80-1435 | 25  | 80-1532 | 27       | 80-1649 | 68     | 80-1740 | 16     |

# INDEX

|                  |                          |                  |                  |                      |
|------------------|--------------------------|------------------|------------------|----------------------|
| 80-1741 .....75  | 80-1872 .....75          | 80-2019 .....74  | 80-2104 .....88  | 80-2197 .....48      |
| 80-1742 .....75  | 80-1873 .....74          | 80-2020 .....79  | 80-2105 .....89  | 80-2198 .....7       |
| 80-1748 .....77  | 80-1875 .....53          | 80-2021 .....79  | 80-2106 .....85  | 80-2199 .....38      |
| 80-1749 .....22  | 80-1877 .....53          | 80-2022 .....82  | 80-2107 .....85  | 80-2200 .....38      |
| 80-1750 .....22  | 80-1880 .....158         | 80-2025 .....82  | 80-2108 .....85  | 80-2201 .....38      |
| 80-1751 .....55  | 80-1888 .....87, 89, 119 | 80-2026 .....82  | 80-2109 .....85  | 80-2202 .....38      |
| 80-1753 .....8   | 80-1890 .....89          | 80-2027 .....82  | 80-2115 .....79  | 80-2206 .....17      |
| 80-1754 .....6   | 80-1891 .....88          | 80-2028 .....82  | 80-2116 .....79  | 80-2207 .....189     |
| 80-1755 .....62  | 80-1893 .....72          | 80-2029 .....82  | 80-2117 .....79  | 80-2209 .....20      |
| 80-1759 .....37  | 80-1912 .....71          | 80-2030 .....56  | 80-2118 .....79  | 80-2210 .....20      |
| 80-1762 .....62  | 80-1914 .....75          | 80-2031 .....56  | 80-2119 .....83  | 80-2211 .....16      |
| 80-1763 .....29  | 80-1925 .....43          | 80-2032 .....44  | 80-2120 .....43  | 80-2212 .....16      |
| 80-1764 .....29  | 80-1926 .....77          | 80-2034 .....41  | 80-2121 .....185 | 80-2214 .....182     |
| 80-1766 .....63  | 80-1927 .....36          | 80-2035 .....58  | 80-2124 .....214 | 80-2215 .....55      |
| 80-1767 .....109 | 80-1934 .....87          | 80-2036 .....62  | 80-2125 .....214 | 80-2216 .....20      |
| 80-1768 .....48  | 80-1935 .....87          | 80-2037 .....116 | 80-2127 .....81  | 80-2217 .....19      |
| 80-1769 .....59  | 80-1937 .....82          | 80-2041 .....50  | 80-2128 .....49  | 80-2218 .....19      |
| 80-1770 .....109 | 80-1938 .....164         | 80-2042 .....50  | 80-2129 .....78  | 80-2219 .....21      |
| 80-1771 .....109 | 80-1944 .....80          | 80-2044 .....74  | 80-2130 .....78  | 80-2220 .....23      |
| 80-1772 .....15  | 80-1947 .....116         | 80-2047 .....42  | 80-2134 .....121 | 80-2221 .....23      |
| 80-1782 .....70  | 80-1948 .....72          | 80-2049 .....74  | 80-2135 .....38  | 80-2223 .....40      |
| 80-1784 .....70  | 80-1949 .....88          | 80-2054 .....68  | 80-2136 .....7   | 80-2224 .....40      |
| 80-1785 .....70  | 80-1950 .....88          | 80-2061 .....39  | 80-2137 .....6   | 80-2227 .....169     |
| 80-1786 .....70  | 80-1953 .....87          | 80-2062 .....39  | 80-2138 .....6   | 80-2228 .....112     |
| 80-1787 .....70  | 80-1955 .....87          | 80-2064 .....40  | 80-2141 .....189 | 80-2229 .....112     |
| 80-1788 .....70  | 80-1956 .....49          | 80-2065 .....40  | 80-2142 .....189 | 80-2230 .....112     |
| 80-1791 .....56  | 80-1964 .....130         | 80-2067 .....39  | 80-2143 .....189 | 80-2231 .....115     |
| 80-1793 .....52  | 80-1965 .....130         | 80-2068 .....39  | 80-2144 .....189 | 80-2232 .....115     |
| 80-1794 .....70  | 80-1966 .....130         | 80-2070 .....39  | 80-2145 .....189 | 80-2233 .....76      |
| 80-1795 .....23  | 80-1967 .....130         | 80-2071 .....39  | 80-2146 .....166 | 80-2237 .....85      |
| 80-1796 .....74  | 80-1968 .....7           | 80-2072 .....40  | 80-2149 .....154 | 80-2238 .....20      |
| 80-1797 .....27  | 80-1969 .....7           | 80-2073 .....88  | 80-2150 .....38  | 80-2239 .....50      |
| 80-1798 .....63  | 80-1970 .....119         | 80-2074 .....88  | 80-2151 .....155 | 80-2243 .....44      |
| 80-1813 .....74  | 80-1971 .....190         | 80-2075 .....88  | 80-2152 .....154 | 80-2244 .....22      |
| 80-1816 .....74  | 80-1972 .....190         | 80-2076 .....88  | 80-2153 .....20  | 80-2245 .....25      |
| 80-1819 .....116 | 80-1973 .....190         | 80-2077 .....88  | 80-2154 .....214 | 80-2250 .....8       |
| 80-1820 .....116 | 80-1974 .....190         | 80-2078 .....88  | 80-2158 .....20  | 80-2251 .....15      |
| 80-1844 .....69  | 80-1975 .....190         | 80-2080 .....62  | 80-2159 .....74  | 80-2252 .....15      |
| 80-1846 .....86  | 80-1976 .....190         | 80-2081 .....191 | 80-2160 .....182 | 80-2253 .....19      |
| 80-1847 .....86  | 80-1977 .....71          | 80-2082 .....191 | 80-2161 .....119 | 80-2260 .....59      |
| 80-1848 .....86  | 80-1979 .....148         | 80-2083 .....191 | 80-2162 .....63  | 80-2261 .....136     |
| 80-1849 .....86  | 80-1980 .....116         | 80-2084 .....191 | 80-2163 .....63  | 80-2262 .....136     |
| 80-1850 .....86  | 80-1981 .....8           | 80-2085 .....191 | 80-2164 .....50  | 80-2266 .....64      |
| 80-1851 .....86  | 80-1983 .....108         | 80-2086 .....191 | 80-2165 .....74  | 80-2267 .....64      |
| 80-1852 .....86  | 80-1984 .....23          | 80-2087 .....191 | 80-2166 .....80  | 80-2269 .....30      |
| 80-1853 .....86  | 80-1985 .....23          | 80-2088 .....191 | 80-2167 .....80  | 80-2270 .....30      |
| 80-1854 .....86  | 80-1987 .....190         | 80-2089 .....43  | 80-2168 .....80  | 80-2271 .....30, 201 |
| 80-1855 .....86  | 80-1988 .....190         | 80-2090 .....56  | 80-2169 .....80  | 80-2272 .....30      |
| 80-1856 .....86  | 80-1994 .....108         | 80-2091 .....57  | 80-2174 .....214 | 80-2273 .....30      |
| 80-1857 .....86  | 80-1996 .....68          | 80-2092 .....53  | 80-2177 .....154 | 80-2274 .....30      |
| 80-1858 .....87  | 80-1997 .....76          | 80-2093 .....55  | 80-2178 .....75  | 80-2279 .....36      |
| 80-1859 .....87  | 80-2003 .....72          | 80-2095 .....62  | 80-2179 .....170 | 80-2280 .....37      |
| 80-1860 .....87  | 80-2004 .....75          | 80-2096 .....62  | 80-2180 .....177 | 80-2281 .....30      |
| 80-1861 .....87  | 80-2005 .....87          | 80-2097 .....69  | 80-2181 .....186 | 80-2282 .....30      |
| 80-1862 .....87  | 80-2010 .....149         | 80-2098 .....69  | 80-2182 .....50  | 80-2283 .....30      |
| 80-1863 .....87  | 80-2011 .....186         | 80-2099 .....76  | 80-2185 .....9   | 80-2284 .....30      |
| 80-1865 .....59  | 80-2012 .....72          | 80-2101 .....116 | 80-2186 .....9   | 80-2287 .....174     |
| 80-1869 .....88  | 80-2013 .....72          | 80-2102 .....158 | 80-2195 .....189 | 80-2288 .....135     |
| 80-1870 .....52  | 80-2015 .....167         | 80-2103 .....158 | 80-2196 .....68  | 80-2289 .....135     |

|                        |                        |                       |                   |                  |
|------------------------|------------------------|-----------------------|-------------------|------------------|
| 80-2290 ..... 135      | 80-2363 ..... 164      | 80-2436 ..... 32, 201 | 80-2521 ..... 113 | 90-020 ..... 24  |
| 80-2291 ..... 135      | 80-2364 ..... 82       | 80-2437 ..... 6       | 80-2522 ..... 113 | 90-021 ..... 24  |
| 80-2292 ..... 179      | 80-2365 ..... 82       | 80-2438 ..... 6       | 80-2523 ..... 113 | 90-022 ..... 177 |
| 80-2293 ..... 154      | 80-2368 ..... 119      | 80-2439 ..... 32      | 80-2524 ..... 113 | 90-023 ..... 177 |
| 80-2294 ..... 154      | 80-2369 ..... 48       | 80-2442 ..... 15      | 80-2529 ..... 70  | 90-024 ..... 177 |
| 80-2296 ..... 77       | 80-2370 ..... 46       | 80-2443 ..... 19      | 80-2530 ..... 37  | 90-025 ..... 177 |
| 80-2297 ..... 30, 201  | 80-2371 ..... 47       | 80-2444 ..... 19      | 80-2531 ..... 8   | 90-026 ..... 177 |
| 80-2298 ..... 30       | 80-2372 ..... 133      | 80-2445 ..... 20      | 80-2534 ..... 20  | 90-027 ..... 177 |
| 80-2299 ..... 63       | 80-2373 ..... 133      | 80-2448 ..... 37      | 80-2537 ..... 74  | 90-028 ..... 177 |
| 80-2300 ..... 25       | 80-2374 ..... 133      | 80-2449 ..... 66      | 80-2538 ..... 15  | 90-029 ..... 177 |
| 80-2301 ..... 25       | 80-2375 ..... 133      | 80-2450 ..... 135     | 80-2539 ..... 121 | 90-030 ..... 177 |
| 80-2304 ..... 132      | 80-2376 ..... 133      | 80-2452 ..... 186     | 80-2540 ..... 38  | 90-031 ..... 177 |
| 80-2305 ..... 132      | 80-2377 ..... 130      | 80-2453 ..... 33, 201 | 80-2541 ..... 119 | 90-032 ..... 177 |
| 80-2306 ..... 132      | 80-2378 ..... 31       | 80-2454 ..... 33      | 80-2543 ..... 72  | 90-033 ..... 168 |
| 80-2307 ..... 74       | 80-2379 ..... 31       | 80-2455 ..... 33      | 80-2548 ..... 70  | 90-034 ..... 168 |
| 80-2308 ..... 134      | 80-2380 ..... 31, 201  | 80-2456 ..... 33      | 80-2549 ..... 150 | 90-035 ..... 177 |
| 80-2309 ..... 134      | 80-2381 ..... 31       | 80-2457 ..... 33      | 80-2550 ..... 150 | 90-036 ..... 177 |
| 80-2310 ..... 174      | 80-2384 ..... 50       | 80-2458 ..... 33      | 80-2551 ..... 45  | 90-037 ..... 177 |
| 80-2311 ..... 82       | 80-2385 ..... 72       | 80-2459 ..... 33      | 80-2552 ..... 154 | 90-038 ..... 177 |
| 80-2312 ..... 82       | 80-2389 ..... 22       | 80-2460 ..... 33, 201 | 80-2555 ..... 154 | 90-039 ..... 209 |
| 80-2313 ..... 137      | 80-2390 ..... 22       | 80-2461 ..... 33      | 80-2556 ..... 137 | 90-040 ..... 202 |
| 80-2315 ..... 9        | 80-2392 ..... 6        | 80-2463 ..... 135     | 80-2557 ..... 137 | 90-041 ..... 202 |
| 80-2316 ..... 9        | 80-2393 ..... 6        | 80-2464 ..... 135     | 80-2560 ..... 137 | 90-044 ..... 203 |
| 80-2317 ..... 109      | 80-2394 ..... 7        | 80-2465 ..... 135     | 80-2561 ..... 137 | 90-045 ..... 203 |
| 80-2318 ..... 76       | 80-2395 ..... 7        | 80-2466 ..... 135     | 80-2565 ..... 34  | 90-047 ..... 199 |
| 80-2319 ..... 170      | 80-2396 ..... 8        | 80-2467 ..... 135     | 80-2566 ..... 34  | 90-048 ..... 199 |
| 80-2321 ..... 85       | 80-2397 ..... 136      | 80-2468 ..... 109     | 80-2567 ..... 34  | 90-048 ..... 199 |
| 80-2324 ..... 76       | 80-2398 ..... 132      | 80-2469 ..... 109     | 80-2568 ..... 34  | 90-050 ..... 199 |
| 80-2326 ..... 21       | 80-2399 ..... 20       | 80-2471 ..... 187     | 80-2569 ..... 34  | 90-051 ..... 199 |
| 80-2327 ..... 23       | 80-2400 ..... 185      | 80-2474 ..... 132     | 80-2570 ..... 34  | 90-052 ..... 197 |
| 80-2330 ..... 130      | 80-2402 ..... 185      | 80-2475 ..... 132     | 80-2571 ..... 34  | 90-053 ..... 197 |
| 80-2331 ..... 130, 147 | 80-2403 ..... 24       | 80-2477 ..... 21      | 80-2572 ..... 34  | 90-054 ..... 197 |
| 80-2332 ..... 130, 147 | 80-2404 ..... 24       | 80-2478 ..... 21      | 80-2573 ..... 35  | 90-055 ..... 197 |
| 80-2333 ..... 130, 147 | 80-2408 ..... 114      | 80-2479 ..... 23      | 80-2574 ..... 35  | 90-056 ..... 197 |
| 80-2334 ..... 130, 147 | 80-2409 ..... 114      | 80-2480 ..... 23      | 80-2575 ..... 35  | 90-057 ..... 202 |
| 80-2335 ..... 130, 147 | 80-2410 ..... 114      | 80-2481 ..... 19      | 80-2576 ..... 35  | 90-058 ..... 197 |
| 80-2336 ..... 115      | 80-2411 ..... 114, 122 | 80-2482 ..... 19      | 80-2577 ..... 35  | 90-059 ..... 177 |
| 80-2337 ..... 115      | 80-2412 ..... 114      | 80-2483 ..... 22      | 80-2578 ..... 35  | 90-060 ..... 177 |
| 80-2338 ..... 30, 150  | 80-2413 ..... 114      | 80-2485 ..... 182     | 80-2579 ..... 35  | 90-061 ..... 199 |
| 80-2339 ..... 150      | 80-2414 ..... 17       | 80-2486 ..... 182     | 80-2580 ..... 35  | 90-062 ..... 197 |
| 80-2340 ..... 150      | 80-2415 ..... 15       | 80-2487 ..... 69      | 80-2594 ..... 89  | 90-063 ..... 197 |
| 80-2341 ..... 150      | 80-2416 ..... 18       | 80-2488 ..... 69      | 80-2652 ..... 49  | 90-065 ..... 197 |
| 80-2342 ..... 150      | 80-2417 ..... 17       | 80-2490 ..... 89      | 90-000 ..... 163  | 90-066 ..... 197 |
| 80-2343 ..... 31       | 80-2418 ..... 18       | 80-2492 ..... 51      | 90-001 ..... 168  | 90-068 ..... 197 |
| 80-2343 ..... 201      | 80-2421 ..... 19       | 80-2494 ..... 82      | 90-002 ..... 168  | 90-069 ..... 203 |
| 80-2344 ..... 31       | 80-2422 ..... 23       | 80-2495 ..... 150     | 90-003 ..... 169  | 90-070 ..... 162 |
| 80-2345 ..... 31       | 80-2423 ..... 21       | 80-2496 ..... 114     | 90-004 ..... 169  | 90-071 ..... 162 |
| 80-2346 ..... 31       | 80-2424 ..... 16       | 80-2497 ..... 114     | 90-008 ..... 194  | 90-072 ..... 162 |
| 80-2350 ..... 83       | 80-2425 ..... 57       | 80-2498 ..... 114     | 90-009 ..... 194  | 90-077 ..... 162 |
| 80-2351 ..... 116      | 80-2426 ..... 114      | 80-2507 ..... 29      | 90-010 ..... 194  | 90-078 ..... 163 |
| 80-2352 ..... 116      | 80-2427 ..... 32       | 80-2509 ..... 20      | 90-011 ..... 194  | 90-080 ..... 163 |
| 80-2355 ..... 11       | 80-2428 ..... 32       | 80-2511 ..... 87, 119 | 90-012 ..... 194  | 90-081 ..... 163 |
| 80-2356 ..... 16       | 80-2429 ..... 32       | 80-2513 ..... 121     | 90-013 ..... 194  | 90-085 ..... 163 |
| 80-2357 ..... 15       | 80-2430 ..... 32       | 80-2515 ..... 113     | 90-014 ..... 169  | 90-086 ..... 163 |
| 80-2358 ..... 15       | 80-2431 ..... 32       | 80-2516 ..... 113     | 90-015 ..... 168  | 90-095 ..... 180 |
| 80-2359 ..... 42       | 80-2432 ..... 32       | 80-2517 ..... 113     | 90-016 ..... 169  | 90-096 ..... 180 |
| 80-2360 ..... 121      | 80-2433 ..... 32       | 80-2518 ..... 113     | 90-017 ..... 168  | 90-097 ..... 180 |
| 80-2361 ..... 164      | 80-2434 ..... 32, 201  | 80-2519 ..... 113     | 90-018 ..... 168  | 90-098 ..... 180 |
| 80-2362 ..... 164      | 80-2435 ..... 32       | 80-2520 ..... 113     | 90-019 ..... 168  | 90-099 ..... 161 |
|                        |                        |                       |                   | 90-100 ..... 133 |

# INDEX

|                  |                  |                          |                  |                  |
|------------------|------------------|--------------------------|------------------|------------------|
| 90-101 ..... 133 | 90-179 ..... 166 | 90-263 ..... 173         | 90-340 ..... 173 | 90-424 ..... 41  |
| 90-102 ..... 133 | 90-180 ..... 150 | 90-267 ..... 172         | 90-341 ..... 173 | 90-425 ..... 77  |
| 90-103 ..... 133 | 90-181 ..... 24  | 90-268 ..... 172         | 90-350 ..... 170 | 90-428 ..... 58  |
| 90-105 ..... 133 | 90-182 ..... 24  | 90-269 ..... 172         | 90-351 ..... 170 | 90-429 ..... 54  |
| 90-106 ..... 136 | 90-183 ..... 24  | 90-270 ..... 164         | 90-352 ..... 186 | 90-430 ..... 204 |
| 90-107 ..... 136 | 90-187 ..... 168 | 90-271 ..... 164         | 90-353 ..... 170 | 90-431 ..... 204 |
| 90-108 ..... 199 | 90-188 ..... 194 | 90-272 ..... 164         | 90-354 ..... 170 | 90-432 ..... 64  |
| 90-109 ..... 166 | 90-189 ..... 194 | 90-273 ..... 172         | 90-355 ..... 170 | 90-433 ..... 115 |
| 90-110 ..... 166 | 90-190 ..... 194 | 90-274 ..... 164         | 90-356 ..... 170 | 90-434 ..... 115 |
| 90-111 ..... 167 | 90-191 ..... 198 | 90-276 ..... 172         | 90-357 ..... 170 | 90-435 ..... 115 |
| 90-112 ..... 166 | 90-192 ..... 197 | 90-277 ..... 172         | 90-358 ..... 170 | 90-436 ..... 115 |
| 90-113 ..... 166 | 90-193 ..... 197 | 90-278 ..... 172         | 90-359 ..... 170 | 90-437 ..... 121 |
| 90-114 ..... 167 | 90-194 ..... 198 | 90-280 ..... 164         | 90-360 ..... 170 | 90-438 ..... 121 |
| 90-115 ..... 167 | 90-195 ..... 198 | 90-281 ..... 164         | 90-361 ..... 170 | 90-439 ..... 214 |
| 90-116 ..... 192 | 90-196 ..... 197 | 90-282 ..... 164         | 90-362 ..... 170 | 90-440 ..... 183 |
| 90-117 ..... 192 | 90-197 ..... 197 | 90-283 ..... 164         | 90-363 ..... 170 | 90-441 ..... 183 |
| 90-119 ..... 203 | 90-198 ..... 197 | 90-284 ..... 164         | 90-364 ..... 170 | 90-442 ..... 183 |
| 90-120 ..... 211 | 90-199 ..... 198 | 90-285 ..... 164         | 90-365 ..... 172 | 90-443 ..... 60  |
| 90-121 ..... 204 | 90-200 ..... 173 | 90-286 ..... 164         | 90-366 ..... 186 | 90-444 ..... 60  |
| 90-122 ..... 192 | 90-201 ..... 173 | 90-287 ..... 164         | 90-368 ..... 187 | 90-445 ..... 60  |
| 90-123 ..... 192 | 90-202 ..... 173 | 90-288 ..... 164         | 90-369 ..... 187 | 90-446 ..... 120 |
| 90-124 ..... 192 | 90-203 ..... 173 | 90-289 ..... 164         | 90-370 ..... 186 | 90-449 ..... 77  |
| 90-125 ..... 192 | 90-204 ..... 173 | 90-290 ..... 164         | 90-371 ..... 187 | 90-450 ..... 183 |
| 90-127 ..... 192 | 90-205 ..... 173 | 90-291 ..... 164         | 90-372 ..... 186 | 90-451 ..... 183 |
| 90-128 ..... 192 | 90-206 ..... 173 | 90-292 ..... 164         | 90-373 ..... 187 | 90-452 ..... 183 |
| 90-129 ..... 192 | 90-207 ..... 178 | 90-293 ..... 164         | 90-374 ..... 186 | 90-453 ..... 183 |
| 90-130 ..... 158 | 90-208 ..... 176 | 90-294 ..... 164         | 90-375 ..... 187 | 90-456 ..... 183 |
| 90-132 ..... 158 | 90-209 ..... 176 | 90-295 ..... 164         | 90-379 ..... 170 | 90-458 ..... 36  |
| 90-133 ..... 157 | 90-210 ..... 176 | 90-296 ..... 164         | 90-381 ..... 170 | 90-460 ..... 133 |
| 90-135 ..... 157 | 90-212 ..... 173 | 90-297 ..... 164         | 90-383 ..... 170 | 90-462 ..... 133 |
| 90-136 ..... 155 | 90-219 ..... 155 | 90-298 ..... 164         | 90-384 ..... 172 | 90-463 ..... 66  |
| 90-137 ..... 155 | 90-220 ..... 155 | 90-299 ..... 164         | 90-385 ..... 172 | 90-464 ..... 67  |
| 90-139 ..... 155 | 90-221 ..... 155 | 90-300 ..... 193         | 90-386 ..... 172 | 90-465 ..... 64  |
| 90-140 ..... 156 | 90-222 ..... 155 | 90-301 ..... 164         | 90-387 ..... 172 | 90-466 ..... 50  |
| 90-141 ..... 156 | 90-223 ..... 155 | 90-302 ..... 164         | 90-388 ..... 170 | 90-469 ..... 149 |
| 90-142 ..... 156 | 90-224 ..... 155 | 90-303 ... 207, 214, 218 | 90-389 ..... 170 | 90-470 ..... 149 |
| 90-151 ..... 203 | 90-225 ..... 155 | 90-305 ..... 193         | 90-390 ..... 168 | 90-472 ..... 170 |
| 90-152 ..... 172 | 90-230 ..... 204 | 90-306 ..... 193         | 90-392 ..... 168 | 90-473 ..... 170 |
| 90-153 ..... 172 | 90-231 ..... 204 | 90-312 ..... 193         | 90-393 ..... 112 | 90-474 ..... 75  |
| 90-154 ..... 172 | 90-234 ..... 206 | 90-317 ..... 193         | 90-394 ..... 112 | 90-475 ..... 74  |
| 90-155 ..... 172 | 90-235 ..... 206 | 90-318 ..... 193         | 90-396 ..... 149 | 90-480 ..... 61  |
| 90-156 ..... 172 | 90-241 ..... 179 | 90-319 ..... 193         | 90-402 ..... 68  | 90-481 ..... 61  |
| 90-157 ..... 150 | 90-242 ..... 199 | 90-321 ..... 150         | 90-403 ..... 68  | 90-487 ..... 194 |
| 90-158 ..... 150 | 90-244 ..... 206 | 90-322 ..... 150         | 90-404 ..... 41  | 90-488 ..... 194 |
| 90-159 ..... 176 | 90-245 ..... 176 | 90-323 ..... 150         | 90-405 ..... 41  | 90-489 ..... 194 |
| 90-161 ..... 150 | 90-246 ..... 213 | 90-324 ..... 150         | 90-407 ..... 62  | 90-490 ..... 133 |
| 90-162 ..... 179 | 90-248 ..... 76  | 90-325 ..... 150         | 90-409 ..... 42  | 90-491 ..... 133 |
| 90-163 ..... 180 | 90-249 ..... 173 | 90-326 ..... 150         | 90-410 ..... 6   | 90-492 ..... 133 |
| 90-165 ..... 167 | 90-250 ..... 76  | 90-327 ..... 150         | 90-411 ..... 9   | 90-493 ..... 133 |
| 90-167 ..... 176 | 90-253 ..... 173 | 90-328 ..... 150         | 90-412 ..... 7   | 90-496 ..... 133 |
| 90-168 ..... 176 | 90-254 ..... 173 | 90-330 ..... 204         | 90-413 ..... 7   | 90-497 ..... 133 |
| 90-169 ..... 176 | 90-255 ..... 164 | 90-331 ..... 204         | 90-414 ..... 64  | 90-498 ..... 133 |
| 90-171 ..... 168 | 90-256 ..... 164 | 90-332 ..... 179         | 90-415 ..... 64  | 90-500 ..... 115 |
| 90-172 ..... 169 | 90-257 ..... 164 | 90-333 ..... 170         | 90-416 ..... 64  | 90-501 ..... 106 |
| 90-173 ..... 192 | 90-258 ..... 164 | 90-335 ..... 174, 210    | 90-418 ..... 6   | 90-502 ..... 109 |
| 90-174 ..... 180 | 90-259 ..... 164 | 90-336 ..... 174, 210    | 90-419 ..... 43  | 90-503 ..... 192 |
| 90-176 ..... 170 | 90-260 ..... 164 | 90-337 ..... 174, 210    | 90-420 ..... 8   | 90-504 ..... 106 |
| 90-177 ..... 170 | 90-261 ..... 164 | 90-338 ..... 174         | 90-421 ..... 6   | 90-505 ..... 108 |
| 90-178 ..... 167 | 90-262 ..... 164 | 90-339 ..... 174         | 90-422 ..... 68  | 90-506 ..... 115 |

|                   |                  |                          |                  |                   |
|-------------------|------------------|--------------------------|------------------|-------------------|
| 90-507 ..... 106  | 90-615 ..... 207 | 90-714 ..... 173         | 90-876 ..... 205 | 90-998 ..... 150  |
| 90-508 ..... 107  | 90-616 ..... 207 | 90-715 ..... 112         | 90-877 ..... 205 | 90-1000 ..... 164 |
| 90-521 ..... 192  | 90-623 ..... 179 | 90-716 ..... 112         | 90-878 ..... 214 | 90-1002 ..... 164 |
| 90-522 ..... 192  | 90-625 ..... 178 | 90-719 ..... 112         | 90-879 ..... 214 | 90-1003 ..... 164 |
| 90-532 ..... 77   | 90-626 ..... 178 | 90-720 ..... 173         | 90-880 ..... 214 | 90-1004 ..... 164 |
| 90-533 ..... 192  | 90-631 ..... 112 | 90-721 ..... 173         | 90-886 ..... 158 | 90-1005 ..... 164 |
| 90-534 ..... 192  | 90-632 ..... 112 | 90-722 ..... 177         | 90-890 ..... 198 | 90-1008 ..... 164 |
| 90-535 ..... 177  | 90-634 ..... 179 | 90-723 ..... 136         | 90-891 ..... 198 | 90-1009 ..... 164 |
| 90-536 ..... 177  | 90-635 ..... 177 | 90-724 ..... 204         | 90-892 ..... 198 | 90-1012 ..... 164 |
| 90-537 ..... 177  | 90-636 ..... 178 | 90-725 ..... 194         | 90-893 ..... 198 | 90-1014 ..... 164 |
| 90-538 ..... 177  | 90-637 ..... 178 | 90-738 ..... 69          | 90-894 ..... 198 | 90-1015 ..... 164 |
| 90-539 ..... 177  | 90-638 ..... 178 | 90-739 ..... 69          | 90-901 ..... 186 | 90-1016 ..... 164 |
| 90-540 ..... 63   | 90-639 ..... 178 | 90-744 ..... 177         | 90-902 ..... 186 | 90-1017 ..... 164 |
| 90-541 ..... 63   | 90-640 ..... 176 | 90-747 ..... 193         | 90-903 ..... 186 | 90-1018 ..... 164 |
| 90-542 ..... 63   | 90-642 ..... 178 | 90-748 ..... 193         | 90-904 ..... 186 | 90-1020 ..... 172 |
| 90-543 ..... 63   | 90-643 ..... 178 | 90-749 ..... 204         | 90-905 ..... 186 | 90-1021 ..... 164 |
| 90-545 ..... 116  | 90-644 ..... 178 | 90-755 ..... 205         | 90-906 ..... 186 | 90-1022 ..... 164 |
| 90-546 ..... 121  | 90-645 ..... 178 | 90-756 ..... 205         | 90-907 ..... 186 | 90-1023 ..... 164 |
| 90-547 ..... 121  | 90-646 ..... 178 | 90-757 ..... 205         | 90-908 ..... 186 | 90-1025 ..... 164 |
| 90-548 ..... 70   | 90-649 ..... 207 | 90-758 ..... 205         | 90-909 ..... 186 | 90-1026 ..... 164 |
| 90-551 ..... 176  | 90-650 ..... 207 | 90-759 ..... 50          | 90-910 ..... 186 | 90-1027 ..... 164 |
| 90-552 ..... 154  | 90-651 ..... 176 | 90-760 ..... 50          | 90-911 ..... 187 | 90-1028 ..... 164 |
| 90-553 ..... 154  | 90-652 ..... 176 | 90-761 ..... 178         | 90-912 ..... 187 | 90-1029 ..... 164 |
| 90-554 ..... 154  | 90-653 ..... 176 | 90-762 ... 157, 158, 178 | 90-913 ..... 187 | 90-1030 ..... 164 |
| 90-555 ..... 154  | 90-654 ..... 214 | 90-763 ..... 205         | 90-914 ..... 187 | 90-1031 ..... 164 |
| 90-556 ..... 154  | 90-655 ..... 214 | 90-764 ..... 178         | 90-915 ..... 187 | 90-1032 ..... 177 |
| 90-557 ..... 154  | 90-656 ..... 214 | 90-765 ..... 178         | 90-916 ..... 187 | 90-1034 ..... 192 |
| 90-558 ..... 155  | 90-657 ..... 214 | 90-766 ..... 205         | 90-917 ..... 187 | 90-1035 ..... 168 |
| 90-559 ..... 155  | 90-658 ..... 214 | 90-767 ..... 205         | 90-918 ..... 187 | 90-1036 ..... 168 |
| 90-560 ..... 155  | 90-659 ..... 214 | 90-768 ..... 213         | 90-919 ..... 154 | 90-1037 ..... 168 |
| 90-561 ..... 155  | 90-660 ..... 214 | 90-769 ..... 213         | 90-920 ..... 154 | 90-1038 ..... 168 |
| 90-562 ..... 155  | 90-666 ..... 176 | 90-770 ..... 183         | 90-921 ..... 154 | 90-1042 ..... 169 |
| 90-563 ..... 155  | 90-667 ..... 178 | 90-775 ..... 211         | 90-922 ..... 154 | 90-1050 ..... 157 |
| 90-570 ..... 155  | 90-668 ..... 178 | 90-776 ..... 211         | 90-923 ..... 154 | 90-1051 ..... 157 |
| 90-571 ..... 155  | 90-670 ..... 162 | 90-793 ..... 113         | 90-924 ..... 154 | 90-1059 ..... 179 |
| 90-573 ..... 115  | 90-677 ..... 214 | 90-794 ..... 113         | 90-925 ..... 154 | 90-1060 ..... 164 |
| 90-574 ..... 115  | 90-678 ..... 214 | 90-797 ..... 177         | 90-931 ..... 186 | 90-1062 ..... 164 |
| 90-575 ..... 166  | 90-679 ..... 214 | 90-798 ..... 111         | 90-934 ..... 193 | 90-1063 ..... 164 |
| 90-577 ..... 214  | 90-684 ..... 205 | 90-799 ..... 111         | 90-935 ..... 83  | 90-1065 ..... 166 |
| 90-578 ..... 214  | 90-685 ..... 205 | 90-806 ..... 122         | 90-935 ..... 194 | 90-1066 ..... 168 |
| 90-0580 ..... 203 | 90-686 ..... 205 | 90-814 ..... 115         | 90-940 ..... 156 | 90-1068 ..... 164 |
| 90-589 ..... 167  | 90-689 ..... 108 | 90-815 ..... 183         | 90-955 ..... 176 | 90-1069 ..... 110 |
| 90-590 ..... 106  | 90-691 ..... 193 | 90-816 ..... 183         | 90-957 ..... 173 | 90-1070 ..... 110 |
| 90-591 ..... 168  | 90-692 ..... 193 | 90-817 ..... 183         | 90-958 ..... 173 | 90-1072 ..... 202 |
| 90-592 ..... 168  | 90-693 ..... 193 | 90-820 ..... 115         | 90-959 ..... 157 | 90-1073 ..... 166 |
| 90-593 ..... 167  | 90-695 ..... 112 | 90-821 ..... 115         | 90-963 ..... 178 | 90-1074 ..... 43  |
| 90-594 ..... 168  | 90-696 ..... 112 | 90-822 ..... 176         | 90-967 ..... 133 | 90-1076 ..... 77  |
| 90-595 ..... 63   | 90-697 ..... 112 | 90-825 ..... 115         | 90-968 ..... 136 | 90-1077 ..... 75  |
| 90-598 ..... 167  | 90-701 ..... 156 | 90-837 ..... 158         | 90-985 ..... 172 | 90-1078 ..... 75  |
| 90-599 ..... 173  | 90-702 ..... 178 | 90-838 ..... 158         | 90-986 ..... 172 | 90-1080 ..... 74  |
| 90-606 ..... 164  | 90-703 ..... 109 | 90-840 ..... 204         | 90-987 ..... 172 | 90-1081 ..... 74  |
| 90-607 ..... 164  | 90-704 ..... 108 | 90-841 ..... 204         | 90-988 ..... 172 | 90-1082 ..... 111 |
| 90-608 ..... 164  | 90-705 ..... 214 | 90-842 ..... 158         | 90-989 ..... 172 | 90-1083 ..... 113 |
| 90-609 ..... 164  | 90-706 ..... 207 | 90-846 ..... 183         | 90-990 ..... 172 | 90-1084 ..... 113 |
| 90-610 ..... 164  | 90-707 ..... 207 | 90-867 ..... 16          | 90-991 ..... 172 | 90-1085 ..... 211 |
| 90-611 ..... 164  | 90-708 ..... 211 | 90-868 ..... 15          | 90-992 ..... 172 | 90-1088 ..... 171 |
| 90-612 ..... 167  | 90-709 ..... 211 | 90-869 ..... 16          | 90-993 ..... 172 | 90-1089 ..... 171 |
| 90-613 ..... 167  | 90-710 ..... 176 | 90-870 ..... 15          | 90-995 ..... 172 | 90-1090 ..... 171 |
| 90-614 ..... 179  | 90-711 ..... 176 | 90-871 ..... 17          | 90-996 ..... 172 | 90-1091 ..... 171 |

# INDEX

|                   |                   |                             |                             |                   |
|-------------------|-------------------|-----------------------------|-----------------------------|-------------------|
| 90-1092 ..... 171 | 90-1163 ..... 164 | 90-1281 ..... 164           | 90-1520 ..... 112           | 90-1590 ..... 74  |
| 90-1093 ..... 171 | 90-1164 ..... 174 | 90-1298 ..... 172           | 90-1521 ..... 112           | 90-1594 ..... 171 |
| 90-1094 ..... 171 | 90-1166 ..... 172 | 90-1299 ..... 212           | 90-1522 ..... 112           | 90-1595 ..... 171 |
| 90-1095 ..... 170 | 90-1167 ..... 172 | 90-1306 ..... 212           | 90-1523 ..... 132           | 90-1596 ..... 171 |
| 90-1096 ..... 170 | 90-1168 ..... 172 | 90-1307 ..... 212           | 90-1524 ..... 132           | 90-1597 ..... 171 |
| 90-1097 ..... 77  | 90-1169 ..... 172 | 90-1308 ..... 178           | 90-1525 ..... 132           | 90-1598 ..... 171 |
| 90-1098 ..... 198 | 90-1170 ..... 172 | 90-1310 ..... 60, 148       | 90-1526 ..... 132           | 90-1599 ..... 171 |
| 90-1099 ..... 198 | 90-1173 ..... 164 | 90-1311 ..... 75, 149       | 90-1527 ..... 132           | 90-1600 ..... 179 |
| 90-1100 ..... 198 | 90-1174 ..... 172 | 90-1312 ..... 75, 149       | 90-1528 ..... 132           | 90-1601 ..... 169 |
| 90-1101 ..... 198 | 90-1175 ..... 172 | 90-1313 ..... 75, 149       | 90-1529 ..... 132           | 90-1602 ..... 171 |
| 90-1102 ..... 198 | 90-1176 ..... 172 | 90-1314 ..... 8             | 90-1530 ..... 132           | 90-1603 ..... 171 |
| 90-1103 ..... 186 | 90-1177 ..... 172 | 90-1385 ..... 169           | 90-1531 ..... 132           | 90-1604 ..... 171 |
| 90-1104 ..... 187 | 90-1178 ..... 172 | 90-1386 ..... 158           | 90-1532 ..... 132           | 90-1605 ..... 171 |
| 90-1106 ..... 109 | 90-1179 ..... 172 | 90-1404 ..... 122           | 90-1534 ..... 132           | 90-1606 ..... 171 |
| 90-1107 ..... 46  | 90-1180 ..... 172 | 90-1405 ..... 122           | 90-1535 ..... 132           | 90-1607 ..... 171 |
| 90-1108 ..... 43  | 90-1181 ..... 172 | 90-1407 ..... 211           | 90-1536 ..... 132           | 90-1608 ..... 171 |
| 90-1109 ..... 45  | 90-1182 ..... 165 | 90-1408 ..... 6             | 90-1537 ..... 132           | 90-1609 ..... 171 |
| 90-1110 ..... 45  | 90-1183 ..... 165 | 90-1409 ..... 9             | 90-1538 ..... 132           | 90-1610 ..... 171 |
| 90-1111 ..... 77  | 90-1184 ..... 165 | 90-1410 ..... 7             | 90-1540 ..... 84            | 90-1611 ..... 171 |
| 90-1112 ..... 77  | 90-1185 ..... 165 | 90-1411 ..... 7             | 90-1541 ..... 84            | 90-1612 ..... 171 |
| 90-1113 ..... 77  | 90-1186 ..... 165 | 90-1412 ..... 8             | 90-1542 ..... 84            | 90-1613 ..... 171 |
| 90-1114 ..... 113 | 90-1187 ..... 165 | 90-1413 ..... 133           | 90-1543 ..... 84            | 90-1614 ..... 171 |
| 90-1115 ..... 113 | 90-1188 ..... 165 | 90-1414 ..... 133           | 90-1544 ..... 84            | 90-1615 ..... 171 |
| 90-1116 ..... 113 | 90-1189 ..... 165 | 90-1415 ..... 133           | 90-1545 ..... 84            | 90-1616 ..... 171 |
| 90-1117 ..... 122 | 90-1190 ..... 165 | 90-1416 ..... 133           | 90-1547 ..... 84            | 90-1617 ..... 171 |
| 90-1118 ..... 122 | 90-1191 ..... 165 | 90-1417 ..... 133           | 90-1548 ..... 84            | 90-1618 ..... 171 |
| 90-1119 ..... 122 | 90-1192 ..... 165 | 90-1418 ..... 149           | 90-1549 ..... 85            | 90-1619 ..... 171 |
| 90-1120 ..... 122 | 90-1193 ..... 165 | 90-1419 ..... 149           | 90-1550 ..... 85            | 90-1620 ..... 171 |
| 90-1121 ..... 120 | 90-1194 ..... 165 | 90-1420 ..... 147           | 90-1551 ..... 85            | 90-1621 ..... 169 |
| 90-1125 ..... 166 | 90-1195 ..... 165 | 90-1421 ..... 149           | 90-1552 ..... 74            | 90-1622 ..... 179 |
| 90-1126 ..... 166 | 90-1196 ..... 165 | 90-1422 ..... 150           | 90-1553 ..... 74            | 90-1623 ..... 169 |
| 90-1127 ..... 167 | 90-1197 ..... 165 | 90-1423 ..... 150           | 90-1554 ..... 72            | 90-1624 ..... 179 |
| 90-1128 ..... 167 | 90-1198 ..... 164 | 90-1424 ..... 168           | 90-1555 ..... 73            | 90-1625 ..... 179 |
| 90-1129 ..... 167 | 90-1199 ..... 164 | 90-1425 ..... 136           | 90-1556 ..... 71            | 90-1626 ..... 179 |
| 90-1130 ..... 167 | 90-1217 ..... 167 | 90-1429 ..... 172           | 90-1557 ..... 71            | 90-1627 ..... 179 |
| 90-1138 ..... 24  | 90-1218 ..... 172 | 90-1433 ..... 205           | 90-1558 ..... 76            | 90-1628 ..... 179 |
| 90-1139 ..... 24  | 90-1246 ..... 187 | 90-1435 ..... 204           | 90-1559 ..... 76            | 90-1629 ..... 179 |
| 90-1140 ..... 24  | 90-1247 ..... 187 | 90-1437 ..... 204           | 90-1560 ..... 76            | 90-1630 ..... 179 |
| 90-1141 ..... 24  | 90-1248 ..... 187 | 90-1439 ..... 205           | 90-1561 ..... 75            | 90-1631 ..... 179 |
| 90-1142 ..... 24  | 90-1249 ..... 187 | 90-1440 ..... 149           | 90-1562 ..... 156           | 90-1632 ..... 179 |
| 90-1143 ..... 24  | 90-1250 ..... 187 | 90-1448 ..... 205           | 90-1563 ..... 50            | 90-1633 ..... 179 |
| 90-1144 ..... 25  | 90-1251 ..... 187 | 90-1502 ..... 61            | 90-1564 ..... 50            | 90-1634 ..... 169 |
| 90-1145 ..... 25  | 90-1256 ..... 186 | 90-1503 ..... 61            | 90-1565 ..... 167           | 90-1636 ..... 168 |
| 90-1146 ..... 25  | 90-1257 ..... 186 | 90-1504 ..... 207, 214, 218 | 90-1566 ..... 133, 134, 136 | 90-1640 ..... 170 |
| 90-1147 ..... 25  | 90-1258 ..... 186 | 90-1505 ..... 186           | 90-1567 ..... 156           | 90-1641 ..... 170 |
| 90-1148 ..... 186 | 90-1259 ..... 186 | 90-1506 ..... 186           | 90-1571 ..... 175           | 90-1643 ..... 186 |
| 90-1149 ..... 172 | 90-1260 ..... 186 | 90-1507 ..... 186           | 90-1572 ..... 175           | 90-1644 ..... 170 |
| 90-1150 ..... 50  | 90-1261 ..... 186 | 90-1508 ..... 186           | 90-1577 ..... 169           | 90-1646 ..... 168 |
| 90-1151 ..... 62  | 90-1262 ..... 186 | 90-1509 ..... 186           | 90-1578 ..... 168           | 90-1648 ..... 168 |
| 90-1152 ..... 41  | 90-1263 ..... 186 | 90-1510 ..... 186           | 90-1579 ..... 168           | 90-1649 ..... 168 |
| 90-1153 ..... 41  | 90-1264 ..... 186 | 90-1511 ..... 186           | 90-1580 ..... 168           | 90-1650 ..... 167 |
| 90-1154 ..... 177 | 90-1270 ..... 228 | 90-1512 ..... 186           | 90-1581 ..... 136           | 90-1652 ..... 172 |
| 90-1155 ..... 177 | 90-1271 ..... 228 | 90-1513 ..... 187           | 90-1582 ..... 136           | 90-1653 ..... 172 |
| 90-1156 ..... 177 | 90-1272 ..... 228 | 90-1514 ..... 187           | 90-1583 ..... 136           | 90-1654 ..... 170 |
| 90-1158 ..... 150 | 90-1273 ..... 228 | 90-1515 ..... 187           | 90-1584 ..... 136           | 90-1655 ..... 170 |
| 90-1159 ..... 150 | 90-1274 ..... 228 | 90-1516 ..... 187           | 90-1585 ..... 136           | 90-1656 ..... 170 |
| 90-1160 ..... 157 | 90-1275 ..... 228 | 90-1517 ..... 187           | 90-1587 ..... 66            | 90-1657 ..... 24  |
| 90-1161 ..... 157 | 90-1276 ..... 228 | 90-1518 ..... 199           | 90-1588 ..... 67            | 90-1658 ..... 24  |
| 90-1162 ..... 164 | 90-1277 ..... 228 | 90-1519 ..... 120           | 90-1589 ..... 156           | 90-1660 ..... 172 |

|               |     |               |     |               |         |               |     |               |     |
|---------------|-----|---------------|-----|---------------|---------|---------------|-----|---------------|-----|
| 90-1661 ..... | 170 | 90-1724 ..... | 157 | 90-1837 ..... | 176     | 90-1928 ..... | 80  | 90-2051 ..... | 170 |
| 90-1667 ..... | 15  | 90-1725 ..... | 157 | 90-1838 ..... | 170     | 90-1931 ..... | 109 | 90-2052 ..... | 170 |
| 90-1668 ..... | 16  | 90-1726 ..... | 173 | 90-1839 ..... | 170     | 90-1932 ..... | 196 | 90-2053 ..... | 170 |
| 90-1669 ..... | 16  | 90-1727 ..... | 173 | 90-1842 ..... | 176     | 90-1933 ..... | 196 | 90-2054 ..... | 170 |
| 90-1670 ..... | 15  | 90-1728 ..... | 173 | 90-1843 ..... | 176     | 90-1934 ..... | 196 | 90-2055 ..... | 170 |
| 90-1671 ..... | 17  | 90-1729 ..... | 173 | 90-1844 ..... | 196     | 90-1935 ..... | 196 | 90-2056 ..... | 170 |
| 90-1672 ..... | 15  | 90-1730 ..... | 173 | 90-1845 ..... | 196     | 90-1936 ..... | 196 | 90-2057 ..... | 170 |
| 90-1673 ..... | 15  | 90-1731 ..... | 158 | 90-1846 ..... | 197     | 90-1937 ..... | 198 | 90-2058 ..... | 170 |
| 90-1674 ..... | 196 | 90-1732 ..... | 158 | 90-1847 ..... | 197     | 90-2000 ..... | 154 | 90-2059 ..... | 170 |
| 90-1675 ..... | 196 | 90-1733 ..... | 158 | 90-1848 ..... | 174     | 90-2001 ..... | 154 | 90-2060 ..... | 170 |
| 90-1676 ..... | 107 | 90-1734 ..... | 159 | 90-1852 ..... | 149     | 90-2002 ..... | 154 | 90-2061 ..... | 170 |
| 90-1677 ..... | 196 | 90-1735 ..... | 158 | 90-1857 ..... | 173     | 90-2003 ..... | 154 | 90-2062 ..... | 170 |
| 90-1678 ..... | 107 | 90-1736 ..... | 160 | 90-1858 ..... | 169     | 90-2004 ..... | 154 | 90-2063 ..... | 170 |
| 90-1679 ..... | 107 | 90-1737 ..... | 160 | 90-1859 ..... | 196     | 90-2005 ..... | 154 | 90-2064 ..... | 170 |
| 90-1680 ..... | 196 | 90-1738 ..... | 160 | 90-1860 ..... | 196     | 90-2006 ..... | 154 | 90-2065 ..... | 170 |
| 90-1681 ..... | 196 | 90-1739 ..... | 160 | 90-1861 ..... | 196     | 90-2007 ..... | 154 | 90-2066 ..... | 170 |
| 90-1682 ..... | 196 | 90-1741 ..... | 160 | 90-1862 ..... | 196     | 90-2008 ..... | 154 | 90-2067 ..... | 170 |
| 90-1683 ..... | 196 | 90-1743 ..... | 159 | 90-1863 ..... | 196     | 90-2009 ..... | 154 | 90-2068 ..... | 170 |
| 90-1684 ..... | 196 | 90-1744 ..... | 159 | 90-1873 ..... | 176     | 90-2010 ..... | 154 | 90-2069 ..... | 170 |
| 90-1685 ..... | 196 | 90-1745 ..... | 159 | 90-1874 ..... | 168     | 90-2011 ..... | 154 | 90-2070 ..... | 170 |
| 90-1686 ..... | 196 | 90-1746 ..... | 159 | 90-1875 ..... | 168     | 90-2012 ..... | 154 | 90-2071 ..... | 170 |
| 90-1687 ..... | 196 | 90-1747 ..... | 159 | 90-1876 ..... | 176     | 90-2013 ..... | 155 | 90-2072 ..... | 170 |
| 90-1688 ..... | 196 | 90-1748 ..... | 160 | 90-1877 ..... | 173     | 90-2014 ..... | 155 | 90-2073 ..... | 170 |
| 90-1689 ..... | 196 | 90-1752 ..... | 170 | 90-1878 ..... | 173     | 90-2015 ..... | 155 | 90-2074 ..... | 170 |
| 90-1690 ..... | 196 | 90-1763 ..... | 170 | 90-1879 ..... | 196     | 90-2016 ..... | 155 | 90-2075 ..... | 170 |
| 90-1691 ..... | 196 | 90-1765 ..... | 170 | 90-1880 ..... | 196     | 90-2017 ..... | 155 | 90-2076 ..... | 170 |
| 90-1692 ..... | 196 | 90-1766 ..... | 170 | 90-1881 ..... | 196     | 90-2018 ..... | 155 | 90-2077 ..... | 170 |
| 90-1693 ..... | 196 | 90-1772 ..... | 170 | 90-1882 ..... | 197     | 90-2019 ..... | 155 | 90-2078 ..... | 154 |
| 90-1694 ..... | 196 | 90-1773 ..... | 177 | 90-1883 ..... | 197     | 90-2020 ..... | 155 | 90-2079 ..... | 154 |
| 90-1695 ..... | 196 | 90-1774 ..... | 177 | 90-1884 ..... | 197     | 90-2021 ..... | 155 | 90-2080 ..... | 154 |
| 90-1696 ..... | 196 | 90-1776 ..... | 173 | 90-1885 ..... | 173     | 90-2022 ..... | 155 | 90-2081 ..... | 155 |
| 90-1697 ..... | 202 | 90-1777 ..... | 25  | 90-1886 ..... | 196     | 90-2023 ..... | 155 | 90-2082 ..... | 155 |
| 90-1698 ..... | 168 | 90-1778 ..... | 177 | 90-1887 ..... | 200     | 90-2024 ..... | 155 | 90-2083 ..... | 155 |
| 90-1699 ..... | 169 | 90-1779 ..... | 193 | 90-1888 ..... | 170     | 90-2025 ..... | 155 | 90-2085 ..... | 137 |
| 90-1700 ..... | 169 | 90-1780 ..... | 193 | 90-1889 ..... | 200     | 90-2026 ..... | 155 | 90-2086 ..... | 137 |
| 90-1701 ..... | 169 | 90-1781 ..... | 193 | 90-1890 ..... | 200     | 90-2027 ..... | 155 | 90-2087 ..... | 135 |
| 90-1702 ..... | 168 | 90-1782 ..... | 62  | 90-1891 ..... | 200     | 90-2028 ..... | 155 | 90-2088 ..... | 154 |
| 90-1703 ..... | 168 | 90-1784 ..... | 167 | 90-1892 ..... | 200     | 90-2029 ..... | 155 | 90-2089 ..... | 154 |
| 90-1704 ..... | 168 | 90-1785 ..... | 167 | 90-1893 ..... | 200     | 90-2030 ..... | 155 | 90-2090 ..... | 170 |
| 90-1705 ..... | 167 | 90-1786 ..... | 85  | 90-1894 ..... | 196     | 90-2031 ..... | 154 | 90-2091 ..... | 170 |
| 90-1706 ..... | 42  | 90-1788 ..... | 170 | 90-1896 ..... | 173     | 90-2032 ..... | 154 | 90-2093 ..... | 155 |
| 90-1707 ..... | 42  | 90-1789 ..... | 170 | 90-1897 ..... | 196     | 90-2033 ..... | 132 | 90-2094 ..... | 155 |
| 90-1708 ..... | 45  | 90-1790 ..... | 170 | 90-1898 ..... | 196     | 90-2034 ..... | 132 | 90-2095 ..... | 179 |
| 90-1709 ..... | 25  | 90-1801 ..... | 120 | 90-1899 ..... | 196     | 90-2035 ..... | 132 | 90-2096 ..... | 179 |
| 90-1709 ..... | 68  | 90-1804 ..... | 168 | 90-1900 ..... | 196     | 90-2036 ..... | 132 | 90-2097 ..... | 179 |
| 90-1710 ..... | 170 | 90-1806 ..... | 170 | 90-1901 ..... | 196     | 90-2037 ..... | 132 | 90-2098 ..... | 179 |
| 90-1711 ..... | 157 | 90-1809 ..... | 176 | 90-1902 ..... | 196     | 90-2038 ..... | 133 | 90-2099 ..... | 179 |
| 90-1712 ..... | 157 | 90-1810 ..... | 179 | 90-1907 ..... | 147     | 90-2039 ..... | 133 | 90-2100 ..... | 179 |
| 90-1713 ..... | 157 | 90-1814 ..... | 147 | 90-1908 ..... | 147     | 90-2040 ..... | 112 | 90-2101 ..... | 133 |
| 90-1714 ..... | 157 | 90-1818 ..... | 186 | 90-1909 ..... | 147     | 90-2041 ..... | 112 | 90-2102 ..... | 164 |
| 90-1715 ..... | 157 | 90-1824 ..... | 150 | 90-1910 ..... | 147     | 90-2042 ..... | 133 | 90-2103 ..... | 164 |
| 90-1716 ..... | 157 | 90-1825 ..... | 150 | 90-1912 ..... | 60, 148 | 90-2043 ..... | 135 | 90-2104 ..... | 164 |
| 90-1717 ..... | 157 | 90-1830 ..... | 172 | 90-1916 ..... | 60, 148 | 90-2044 ..... | 135 | 90-2105 ..... | 164 |
| 90-1718 ..... | 157 | 90-1831 ..... | 172 | 90-1917 ..... | 60, 148 | 90-2045 ..... | 135 | 90-2106 ..... | 164 |
| 90-1719 ..... | 157 | 90-1832 ..... | 170 | 90-1918 ..... | 60, 148 | 90-2046 ..... | 135 | 90-2107 ..... | 164 |
| 90-1720 ..... | 157 | 90-1833 ..... | 170 | 90-1919 ..... | 60, 148 | 90-2047 ..... | 135 | 90-2108 ..... | 164 |
| 90-1721 ..... | 157 | 90-1834 ..... | 170 | 90-1923 ..... | 132     | 90-2048 ..... | 135 | 90-2109 ..... | 164 |
| 90-1722 ..... | 157 | 90-1835 ..... | 170 | 90-1926 ..... | 200     | 90-2049 ..... | 170 | 90-2110 ..... | 164 |
| 90-1723 ..... | 157 | 90-1836 ..... | 176 | 90-1927 ..... | 200     | 90-2050 ..... | 170 | 90-2111 ..... | 164 |

# INDEX

|               |     |               |     |               |     |               |     |               |             |
|---------------|-----|---------------|-----|---------------|-----|---------------|-----|---------------|-------------|
| 90-2112 ..... | 164 | 90-2178 ..... | 182 | 90-2241 ..... | 149 | 90-2302 ..... | 175 | 90-2385 ..... | 165         |
| 90-2113 ..... | 164 | 90-2179 ..... | 182 | 90-2242 ..... | 155 | 90-2303 ..... | 175 | 90-2390 ..... | 134         |
| 90-2114 ..... | 164 | 90-2180 ..... | 182 | 90-2243 ..... | 137 | 90-2309 ..... | 136 | 90-2392 ..... | 132         |
| 90-2115 ..... | 164 | 90-2182 ..... | 170 | 90-2244 ..... | 112 | 90-2310 ..... | 136 | 90-2393 ..... | 186         |
| 90-2116 ..... | 164 | 90-2183 ..... | 133 | 90-2245 ..... | 112 | 90-2312 ..... | 137 | 90-2403 ..... | 137         |
| 90-2117 ..... | 164 | 90-2184 ..... | 133 | 90-2246 ..... | 156 | 90-2313 ..... | 137 | 90-2404 ..... | 214         |
| 90-2118 ..... | 164 | 90-2185 ..... | 133 | 90-2247 ..... | 156 | 90-2315 ..... | 111 | 90-2405 ..... | 214         |
| 90-2119 ..... | 164 | 90-2186 ..... | 135 | 90-2248 ..... | 156 | 90-2318 ..... | 171 | 90-2406 ..... | 137         |
| 90-2120 ..... | 164 | 90-2188 ..... | 185 | 90-2249 ..... | 156 | 90-2319 ..... | 171 | 90-2407 ..... | 165         |
| 90-2121 ..... | 164 | 90-2189 ..... | 185 | 90-2250 ..... | 156 | 90-2320 ..... | 134 | 90-2413 ..... | 137         |
| 90-2122 ..... | 164 | 90-2190 ..... | 185 | 90-2251 ..... | 156 | 90-2321 ..... | 134 | 90-2414 ..... | 137         |
| 90-2123 ..... | 164 | 90-2191 ..... | 185 | 90-2252 ..... | 156 | 90-2322 ..... | 134 | 90-2415 ..... | 137         |
| 90-2124 ..... | 164 | 90-2192 ..... | 185 | 90-2253 ..... | 156 | 90-2323 ..... | 134 | 90-2416 ..... | 132         |
| 90-2125 ..... | 164 | 90-2193 ..... | 185 | 90-2254 ..... | 156 | 90-2324 ..... | 134 | 90-2417 ..... | 132         |
| 90-2126 ..... | 164 | 90-2194 ..... | 185 | 90-2255 ..... | 156 | 90-2325 ..... | 137 | 90-2418 ..... | 132         |
| 90-2127 ..... | 164 | 90-2195 ..... | 185 | 90-2256 ..... | 154 | 90-2329 ..... | 181 | 90-2421 ..... | 174         |
| 90-2128 ..... | 164 | 90-2196 ..... | 185 | 90-2257 ..... | 154 | 90-2330 ..... | 181 | 90-2422 ..... | 174         |
| 90-2129 ..... | 164 | 90-2197 ..... | 185 | 90-2258 ..... | 154 | 90-2331 ..... | 181 | 90-2424 ..... | 115         |
| 90-2130 ..... | 164 | 90-2199 ..... | 185 | 90-2259 ..... | 154 | 90-2332 ..... | 181 | 90-2425 ..... | 115         |
| 90-2131 ..... | 164 | 90-2200 ..... | 185 | 90-2260 ..... | 108 | 90-2333 ..... | 181 | 90-2426 ..... | 115         |
| 90-2132 ..... | 164 | 90-2201 ..... | 185 | 90-2261 ..... | 108 | 90-2334 ..... | 181 | 90-2427 ..... | 115         |
| 90-2133 ..... | 165 | 90-2202 ..... | 185 | 90-2262 ..... | 170 | 90-2335 ..... | 181 | 90-2428 ..... | 118         |
| 90-2134 ..... | 165 | 90-2203 ..... | 154 | 90-2264 ..... | 154 | 90-2336 ..... | 181 | 90-2429 ..... | 118         |
| 90-2135 ..... | 165 | 90-2204 ..... | 154 | 90-2265 ..... | 154 | 90-2337 ..... | 181 | 90-2430 ..... | 117         |
| 90-2136 ..... | 165 | 90-2205 ..... | 154 | 90-2266 ..... | 154 | 90-2338 ..... | 155 | 90-2431 ..... | 117         |
| 90-2137 ..... | 165 | 90-2206 ..... | 154 | 90-2267 ..... | 154 | 90-2339 ..... | 155 | 90-2432 ..... | 117         |
| 90-2138 ..... | 165 | 90-2208 ..... | 137 | 90-2268 ..... | 154 | 90-2340 ..... | 154 | 90-2433 ..... | 119         |
| 90-2139 ..... | 171 | 90-2209 ..... | 137 | 90-2269 ..... | 154 | 90-2341 ..... | 154 | 90-2434 ..... | 87, 89, 119 |
| 90-2140 ..... | 171 | 90-2210 ..... | 137 | 90-2270 ..... | 154 | 90-2342 ..... | 174 | 90-2435 ..... | 134         |
| 90-2141 ..... | 171 | 90-2211 ..... | 165 | 90-2271 ..... | 185 | 90-2343 ..... | 174 | 90-2436 ..... | 134         |
| 90-2142 ..... | 171 | 90-2212 ..... | 185 | 90-2272 ..... | 185 | 90-2344 ..... | 174 | 90-2437 ..... | 134         |
| 90-2146 ..... | 171 | 90-2213 ..... | 185 | 90-2273 ..... | 185 | 90-2351 ..... | 174 | 90-2438 ..... | 171         |
| 90-2147 ..... | 171 | 90-2214 ..... | 185 | 90-2274 ..... | 185 | 90-2352 ..... | 174 | 90-2439 ..... | 171         |
| 90-2148 ..... | 171 | 90-2215 ..... | 185 | 90-2275 ..... | 185 | 90-2353 ..... | 156 | 90-2440 ..... | 171         |
| 90-2149 ..... | 171 | 90-2216 ..... | 185 | 90-2276 ..... | 185 | 90-2354 ..... | 156 | 90-2441 ..... | 171         |
| 90-2150 ..... | 171 | 90-2217 ..... | 185 | 90-2277 ..... | 184 | 90-2357 ..... | 226 | 90-2443 ..... | 186         |
| 90-2151 ..... | 171 | 90-2218 ..... | 185 | 90-2278 ..... | 184 | 90-2358 ..... | 226 | 90-2444 ..... | 186         |
| 90-2152 ..... | 171 | 90-2219 ..... | 185 | 90-2279 ..... | 184 | 90-2360 ..... | 226 | 90-2445 ..... | 186         |
| 90-2153 ..... | 179 | 90-2220 ..... | 184 | 90-2280 ..... | 184 | 90-2361 ..... | 226 | 90-2446 ..... | 187         |
| 90-2154 ..... | 179 | 90-2221 ..... | 184 | 90-2281 ..... | 184 | 90-2363 ..... | 226 | 90-2447 ..... | 187         |
| 90-2155 ..... | 179 | 90-2222 ..... | 184 | 90-2282 ..... | 184 | 90-2364 ..... | 226 | 90-2448 ..... | 187         |
| 90-2156 ..... | 179 | 90-2223 ..... | 184 | 90-2283 ..... | 184 | 90-2365 ..... | 226 | 90-2449 ..... | 120         |
| 90-2157 ..... | 179 | 90-2224 ..... | 184 | 90-2284 ..... | 184 | 90-2366 ..... | 227 | 90-2450 ..... | 120         |
| 90-2158 ..... | 165 | 90-2225 ..... | 184 | 90-2285 ..... | 184 | 90-2367 ..... | 227 | 90-2451 ..... | 120         |
| 90-2163 ..... | 180 | 90-2226 ..... | 184 | 90-2286 ..... | 184 | 90-2368 ..... | 115 | 90-2452 ..... | 77          |
| 90-2164 ..... | 180 | 90-2227 ..... | 184 | 90-2287 ..... | 184 | 90-2369 ..... | 115 | 90-2453 ..... | 155         |
| 90-2165 ..... | 180 | 90-2228 ..... | 184 | 90-2288 ..... | 184 | 90-2370 ..... | 115 | 90-2454 ..... | 155         |
| 90-2166 ..... | 180 | 90-2229 ..... | 185 | 90-2289 ..... | 155 | 90-2371 ..... | 115 | 90-2455 ..... | 155         |
| 90-2167 ..... | 180 | 90-2230 ..... | 185 | 90-2291 ..... | 154 | 90-2372 ..... | 115 | 90-2456 ..... | 154         |
| 90-2168 ..... | 180 | 90-2231 ..... | 185 | 90-2292 ..... | 154 | 90-2373 ..... | 182 | 90-2457 ..... | 154         |
| 90-2169 ..... | 180 | 90-2232 ..... | 185 | 90-2293 ..... | 155 | 90-2374 ..... | 155 | 90-2458 ..... | 156         |
| 90-2170 ..... | 180 | 90-2233 ..... | 164 | 90-2294 ..... | 175 | 90-2375 ..... | 155 | 90-2459 ..... | 134         |
| 90-2171 ..... | 180 | 90-2234 ..... | 165 | 90-2295 ..... | 175 | 90-2376 ..... | 155 | 90-2460 ..... | 132         |
| 90-2172 ..... | 182 | 90-2235 ..... | 154 | 90-2296 ..... | 175 | 90-2377 ..... | 155 | 90-2461 ..... | 132         |
| 90-2173 ..... | 182 | 90-2236 ..... | 154 | 90-2297 ..... | 175 | 90-2378 ..... | 155 | 90-2462 ..... | 132         |
| 90-2174 ..... | 182 | 90-2237 ..... | 149 | 90-2298 ..... | 175 | 90-2379 ..... | 155 | 90-2463 ..... | 132         |
| 90-2175 ..... | 182 | 90-2238 ..... | 149 | 90-2299 ..... | 175 | 90-2382 ..... | 208 | 90-2464 ..... | 132         |
| 90-2176 ..... | 182 | 90-2239 ..... | 149 | 90-2300 ..... | 175 | 90-2383 ..... | 208 | 90-2465 ..... | 120         |
| 90-2177 ..... | 182 | 90-2240 ..... | 149 | 90-2301 ..... | 175 | 90-2384 ..... | 208 | 90-2467 ..... | 93          |



|         |          |         |         |         |     |         |     |        |     |
|---------|----------|---------|---------|---------|-----|---------|-----|--------|-----|
| 90-2467 | 94       | 90-2533 | 154     | 90-2638 | 60  | 90-5199 | 165 | 93-188 | 125 |
| 90-2468 | 93       | 90-2534 | 154     | 90-2639 | 60  | 90-5200 | 165 | 93-189 | 125 |
| 90-2469 | 92       | 90-2535 | 156     | 90-2641 | 25  | 90-5201 | 165 | 93-192 | 139 |
| 90-2470 | 92       | 90-2536 | 149     | 90-2642 | 135 | 90-5203 | 165 | 93-193 | 139 |
| 90-2471 | 165      | 90-2544 | 177     | 90-2643 | 135 | 90-5310 | 167 | 93-194 | 139 |
| 90-2472 | 165      | 90-2545 | 164     | 90-4300 | 62  | 91-220  | 144 | 93-195 | 139 |
| 90-2473 | 165      | 90-2546 | 164     | 90-5003 | 165 | 91-221  | 144 | 93-196 | 139 |
| 90-2474 | 165      | 90-2574 | 137     | 90-5004 | 165 | 91-222  | 144 | 93-197 | 139 |
| 90-2475 | 165      | 90-2575 | 137     | 90-5005 | 165 | 91-223  | 144 | 93-198 | 139 |
| 90-2476 | 165      | 90-2576 | 186     | 90-5006 | 165 | 91-227  | 122 | 93-199 | 139 |
| 90-2477 | 166      | 90-2579 | 93      | 90-5007 | 165 | 91-229  | 144 | 93-203 | 127 |
| 90-2478 | 167      | 90-2580 | 92      | 90-5008 | 165 | 91-231  | 145 | 93-204 | 127 |
| 90-2480 | 209      | 90-2581 | 93      | 90-5010 | 165 | 91-232  | 145 | 93-205 | 126 |
| 90-2481 | 209      | 90-2582 | 92      | 90-5012 | 165 | 91-233  | 145 | 93-206 | 126 |
| 90-2482 | 208      | 90-2583 | 109     | 90-5014 | 165 | 91-234  | 145 | 93-207 | 129 |
| 90-2483 | 93       | 90-2584 | 109     | 90-5016 | 165 | 91-235  | 145 | 93-208 | 129 |
| 90-2484 | 92       | 90-2585 | 109     | 90-5020 | 165 | 91-236  | 145 | 93-209 | 129 |
| 90-2485 | 227      | 90-2587 | 115     | 90-5024 | 165 | 92-323  | 120 | 93-210 | 129 |
| 90-2486 | 227      | 90-2589 | 120     | 90-5026 | 165 | 92-324  | 120 | 93-211 | 129 |
| 90-2487 | 227      | 90-2590 | 187     | 90-5028 | 165 | 92-401  | 121 | 93-212 | 129 |
| 90-2488 | 227      | 90-2593 | 181     | 90-5030 | 165 | 92-403  | 121 | 93-241 | 124 |
| 90-2489 | 210      | 90-2594 | 164     | 90-5032 | 165 | 92-405  | 120 | 93-242 | 124 |
| 90-2490 | 210      | 90-2595 | 174     | 90-5036 | 165 | 92-406  | 121 | 93-300 | 131 |
| 90-2491 | 210      | 90-2596 | 135     | 90-5040 | 165 | 92-407  | 120 | 93-301 | 131 |
| 90-2492 | 210      | 90-2597 | 156     | 90-5044 | 165 | 92-408  | 120 | 93-302 | 131 |
| 90-2493 | 210      | 90-2598 | 132     | 90-5048 | 165 | 93-110  | 125 | 93-303 | 131 |
| 90-2494 | 174, 210 | 90-2599 | 133     | 90-5052 | 165 | 93-115  | 125 | 93-304 | 131 |
| 90-2495 | 174, 210 | 90-2604 | 119     | 90-5056 | 165 | 93-126  | 124 | 93-305 | 131 |
| 90-2498 | 85       | 90-2605 | 112     | 90-5060 | 165 | 93-127  | 124 | 93-306 | 131 |
| 90-2499 | 94       | 90-2606 | 112     | 90-5064 | 165 | 93-128  | 124 | 93-307 | 131 |
| 90-2501 | 172      | 90-2607 | 112     | 90-5068 | 165 | 93-129  | 124 | 93-308 | 131 |
| 90-2502 | 172      | 90-2608 | 112     | 90-5072 | 165 | 93-130  | 124 | 93-309 | 131 |
| 90-2503 | 172      | 90-2609 | 112     | 90-5076 | 165 | 93-131  | 124 | 93-310 | 131 |
| 90-2504 | 172      | 90-2610 | 119     | 90-5080 | 165 | 93-132  | 124 | 93-311 | 128 |
| 90-2505 | 172      | 90-2611 | 117     | 90-5084 | 165 | 93-133  | 125 | 93-312 | 128 |
| 90-2506 | 172      | 90-2612 | 60      | 90-5088 | 165 | 93-134  | 125 | 93-313 | 128 |
| 90-2507 | 172      | 90-2612 | 148     | 90-5092 | 165 | 93-138  | 124 | 93-314 | 128 |
| 90-2508 | 172      | 90-2613 | 175     | 90-5096 | 165 | 93-139  | 124 | 93-315 | 127 |
| 90-2509 | 172      | 90-2614 | 174     | 90-5100 | 165 | 93-140  | 124 | 93-316 | 127 |
| 90-2510 | 172      | 90-2615 | 95      | 90-5104 | 165 | 93-141  | 124 | 93-317 | 127 |
| 90-2511 | 172      | 90-2616 | 95      | 90-5108 | 165 | 93-142  | 124 | 93-318 | 126 |
| 90-2512 | 172      | 90-2617 | 112     | 90-5112 | 165 | 93-144  | 128 | 93-319 | 126 |
| 90-2513 | 94       | 90-2618 | 112     | 90-5116 | 165 | 93-150  | 128 | 93-320 | 126 |
| 90-2514 | 173      | 90-2619 | 25      | 90-5120 | 165 | 93-165  | 124 | 93-321 | 126 |
| 90-2515 | 173      | 90-2620 | 186     | 90-5124 | 165 | 93-166  | 124 | 93-322 | 130 |
| 90-2518 | 165      | 90-2621 | 47      | 90-5128 | 165 | 93-167  | 124 | 93-325 | 130 |
| 90-2519 | 165      | 90-2622 | 165     | 90-5132 | 165 | 93-168  | 124 | 93-326 | 130 |
| 90-2520 | 154      | 90-2623 | 165     | 90-5136 | 165 | 93-169  | 138 | 93-329 | 126 |
| 90-2521 | 154      | 90-2625 | 164     | 90-5140 | 165 | 93-170  | 138 | 93-330 | 126 |
| 90-2522 | 155      | 90-2626 | 164     | 90-5144 | 165 | 93-173  | 138 | 93-332 | 128 |
| 90-2523 | 155      | 90-2627 | 164     | 90-5148 | 165 | 93-174  | 138 | 93-333 | 128 |
| 90-2524 | 227      | 90-2628 | 132     | 90-5152 | 165 | 93-175  | 138 | 93-334 | 130 |
| 90-2525 | 227      | 90-2629 | 115     | 90-5156 | 165 | 93-179  | 138 | 93-335 | 130 |
| 90-2526 | 227      | 90-2630 | 122     | 90-5160 | 165 | 93-182  | 128 | 93-336 | 124 |
| 90-2527 | 227      | 90-2631 | 95      | 90-5168 | 165 | 93-183  | 128 | 93-337 | 124 |
| 90-2528 | 192      | 90-2632 | 95, 226 | 90-5176 | 165 | 93-184  | 125 | 93-338 | 124 |
| 90-2529 | 156      | 90-2633 | 117     | 90-5180 | 165 | 93-185  | 125 | 93-339 | 131 |
| 90-2531 | 186      | 90-2634 | 172     | 90-5184 | 165 | 93-186  | 125 | 93-340 | 128 |
| 90-2532 | 187      | 90-2635 | 172     | 90-5192 | 165 | 93-187  | 125 | 93-341 | 127 |

# INDEX

|         |     |          |     |          |     |         |                    |          |        |
|---------|-----|----------|-----|----------|-----|---------|--------------------|----------|--------|
| 93-343  | 124 | 93-5030  | 141 | LPT83708 | 102 | S5229   | 100                | S8337    | 90     |
| 93-344  | 131 | 93-5031  | 142 | LPT83709 | 102 | S5233   | 101                | S8338    | 90     |
| 93-345  | 127 | 93-5032  | 142 | LPT83710 | 102 | S5235   | 101                | S8339    | 90     |
| 93-346  | 127 | 93-5033  | 142 | LPT83711 | 102 | S5260   | 99                 | S8340    | 90     |
| 93-347  | 127 | 93-5034  | 140 | LPT83713 | 102 | S5286   | 99                 | S8341    | 91     |
| 93-349  | 127 | 93-5035  | 140 | LPT83714 | 102 | S5287   | 99                 | S8342    | 91     |
| 93-350  | 127 | 93-5036  | 142 | LPT84614 | 102 | S5288   | 99                 | S8343    | 91     |
| 93-351  | 127 | 93-5037  | 142 | LPT85506 | 102 | S5289   | 99                 | S8344    | 91     |
| 93-352  | 131 | 93-5038  | 142 | LPT85507 | 102 | S5290   | 101                | S8345    | 91     |
| 93-353  | 126 | 93-5039  | 142 | LPT85508 | 102 | S5291   | 101                | S8346    | 91     |
| 93-354  | 126 | 93-5040  | 142 | LPT85509 | 102 | S5292   | 101                | S8347    | 91     |
| 93-355  | 126 | 93-5041  | 143 | LPT85510 | 102 | S5293   | 101                | S8348    | 91     |
| 93-356  | 131 | 93-5042  | 143 | LPT85511 | 102 | S5294   | 101                | S8349    | 91     |
| 93-357  | 129 | 93-5043  | 142 | LPT86507 | 103 | S5295   | 101                | S8350    | 91     |
| 93-358  | 129 | 93-5044  | 139 | LPT86608 | 103 | S5296   | 100                | S8351    | 91     |
| 93-359  | 129 | 93-5045  | 139 | LPT86611 | 103 | S5297   | 100                | S8352    | 91     |
| 93-360  | 129 | 93-5046  | 139 | LPT86612 | 103 | S5298   | 100                | S8353    | 91     |
| 93-361  | 129 | 93-5047  | 139 | LPT86614 | 103 | S5299   | 100                | S8354    | 91     |
| 93-362  | 129 | 93-5048  | 139 | LPT87606 | 103 | S5831   | 58                 | S8355    | 91     |
| 93-363  | 129 | 93-5049  | 139 | LPT87608 | 103 | S5862   | 58                 | S8356    | 91     |
| 93-364  | 129 | 93-5050  | 143 | LPT87611 | 103 | S6697   | 99                 | S8396    | 91     |
| 93-365  | 129 | 93-5051  | 143 | LPT87614 | 103 | S6789   | 104                | S8397    | 91     |
| 93-366  | 129 | 93-5052  | 110 | LPT88603 | 102 | S6790   | 104                | S8398    | 91     |
| 93-367  | 129 | 93-5053  | 143 | LPT88604 | 102 | S6791   | 104                | S9111    | 40     |
| 93-368  | 129 | 93-5056  | 143 | LPT88605 | 102 | S6792   | 104                | S9216    | 39, 40 |
| 93-369  | 129 | 93-5058  | 151 | LPT88608 | 102 | S6793   | 104                | S9252    | 35     |
| 93-370  | 129 | LPT80237 | 99  | LPT88609 | 102 | S6794   | 104                | S9254    | 35     |
| 93-371  | 127 | LPT80239 | 101 | LPT88610 | 102 | S6795   | 104                | S9269    | 35     |
| 93-372  | 127 | LPT80240 | 101 | LPT88611 | 102 | S6796   | 104                | SF76-283 | 148    |
| 93-373  | 128 | LPT80241 | 101 | LPT88613 | 102 | S6797   | 104                | SF76-284 | 148    |
| 93-374  | 129 | LPT80242 | 101 | LPT89515 | 103 | S6798   | 104                | SF76-660 | 148    |
| 93-5000 | 140 | LPT81411 | 103 | S1822    | 58  | S6799   | 104                | SF76-661 | 148    |
| 93-5001 | 140 | LPT81414 | 103 | S1934    | 59  | S6800   | 104                | SF76-662 | 148    |
| 93-5002 | 140 | LPT81506 | 103 | S1940    | 59  | S6801   | 104                | SF76-663 | 148    |
| 93-5003 | 140 | LPT81511 | 103 | S2413    | 31  | S6804   | 104                | SF77-325 | 151    |
| 93-5004 | 140 | LPT81514 | 103 | S2414    | 31  | S70-826 | 146                | TP185    | 183    |
| 93-5005 | 140 | LPT81615 | 103 | S2416    | 31  | S70-829 | 146                | Y49428   | 100    |
| 93-5006 | 140 | LPT81706 | 103 | S2791    | 104 | S70-830 | 146                | Y49429   | 100    |
| 93-5007 | 140 | LPT81708 | 103 | S2792    | 104 | S70-831 | 146                | Y49430   | 100    |
| 93-5008 | 140 | LPT81711 | 103 | S2793    | 104 | S70-832 | 146                | Y50304   | 99     |
| 93-5009 | 140 | LPT81714 | 103 | S2794    | 104 | S8201   | 87, 89, 92         | Y50319   | 99     |
| 93-5010 | 140 | LPT82502 | 103 | S3127    | 59  | S8202   | 87, 89, 92         |          |        |
| 93-5011 | 110 | LPT82503 | 103 | S4614    | 73  | S8203   | 39, 87, 89, 92     |          |        |
| 93-5012 | 110 | LPT82504 | 103 | S4870    | 58  | S8204   | 87, 89, 92         |          |        |
| 93-5014 | 110 | LPT82505 | 103 | S4893    | 76  | S8205   | 40, 87, 89, 92     |          |        |
| 93-5016 | 110 | LPT82702 | 104 | S4895    | 76  | S8206   | 87, 89, 92         |          |        |
| 93-5017 | 140 | LPT82703 | 104 | S5207    | 99  | S8207   | 87, 89, 92         |          |        |
| 93-5018 | 140 | LPT82704 | 104 | S5208    | 99  | S8208   | 87, 89, 92         |          |        |
| 93-5019 | 140 | LPT82705 | 104 | S5209    | 99  | S8226   | 87, 89, 92         |          |        |
| 93-5020 | 139 | LPT82708 | 104 | S5210    | 99  | S8227   | 40, 87, 89, 92, 95 |          |        |
| 93-5021 | 139 | LPT82711 | 104 | S5213    | 99  | S8228   | 87, 89, 92, 95     |          |        |
| 93-5022 | 139 | LPT82714 | 104 | S5215    | 100 | S8329   | 90                 |          |        |
| 93-5023 | 139 | LPT83413 | 102 | S5218    | 100 | S8330   | 90                 |          |        |
| 93-5024 | 141 | LPT83602 | 102 | S5219    | 100 | S8331   | 90                 |          |        |
| 93-5025 | 141 | LPT83703 | 102 | S5220    | 100 | S8332   | 90                 |          |        |
| 93-5026 | 141 | LPT83704 | 102 | S5221    | 99  | S8333   | 90                 |          |        |
| 93-5027 | 141 | LPT83705 | 102 | S5222    | 99  | S8334   | 90                 |          |        |
| 93-5028 | 142 | LPT83706 | 102 | S5225    | 100 | S8335   | 90                 |          |        |
| 93-5029 | 142 | LPT83707 | 102 | S5226    | 100 | S8336   | 90                 |          |        |

## Discover all that Satco has to offer...



SA1039, Satco Lamp Specification Guide  
SA1700, Satco Lighting Components Guide

Ask for our handy Satco LED Quick Reference Guide, SA1297



Nuvo Lighting complete binder set contains:  
NU4010, The Decorative Book  
NU4020, The Outdoor Book  
NU4030, The Basics Book



#SatcoProducts

©2016, Satco Products, Inc.  
Not responsible for  
typographical errors.  
1/16 SA1700

\$10.00

**National Toll-Free: 800.43.SATCO (800.437.2826)**  
**www.satco.com**

**Distribution Centers:**

**FLORIDA**  
900 N.W. 159th Dr.  
Miami, FL 33169  
800.437.2826  
305.624.2044  
Fax 305.623.0286

**CALIFORNIA**  
31288 San Benito St.  
Hayward, CA 94544  
800.437.2826  
510.487.4822  
Fax 510.487.8955

**WASHINGTON**  
4710 116th St. S.W.  
Mukilteo, WA 98275  
800.437.2826  
425.789.3300  
Fax 425.789.3310

**TEXAS**  
2000 Valwood Parkway  
Farmers Branch, TX 75234  
800.437.2826  
972.247.2437  
Fax 972.247.5408

**PUERTO RICO**  
Campeche St. 23  
Julio N. Matos  
Industrial Park,  
Carolina, PR 00984  
787.757.3510  
Fax 787.757.3540



**Corporate Offices and  
Distribution Center:**

**NEW YORK**  
110 Heartland Blvd.  
Brentwood, NY 11717  
800.437.2826  
631.243.2022  
Fax 631.243.2027  
OEM Fax: 631-667-2709